

## NOTICE

A meeting of the City of Evansville Historic Preservation Commission will be held on the date and at the time stated below. Notice is further given that members of the City Council might be in attendance. Requests for persons with disabilities who need assistance to participate in this meeting should be made by calling City Hall: (608)-882-2266 with as much advance notice as possible. Please silence cell phones and electronic devices during the meeting.

City of Evansville **Historic Preservation Commission**  
Regular Meeting  
City Hall, 31 S Madison St. Evansville, WI 53536  
Wednesday, May 18, 2022, 6:00 p.m.

## AGENDA

1. Call to Order
2. Roll Call
3. Motion to approve the agenda.
4. Motion to waive the reading of the April 20, 2022 minutes and approve them as printed.
5. Civility reminder
6. Citizen appearances
7. Action Items
  - A. 129 E Main Street – Install new backyard fence (HPC-2022-0095)
  - B. 112 Grove Street – Replace Front Storm Door with Wood, Garden Fence (HPC-2022-0121)
8. Discussion Items
9. Report of the Community Development Director
  - A. Staff Issued Certificates of Appropriateness
    - i. 8 W Main – Sign Application in the Historic District (SIGN-2022-0120)
10. Correspondence, Comments and Concerns
11. Next Meeting Date: *June 15, 2022, 6:00 p.m.*
12. Motion to Adjourn.

*These minutes are not official until approved by the City of Evansville Historic Preservation Commission.*

**City of Evansville Historic Preservation Commission  
Regular Meeting  
Wednesday April 20, 2022 at 6:00 p.m.  
City Hall (Third Floor), 31 South Madison Street**

**MINUTES**

**1. Call to Order.** Stephans called the meeting to order at 6:00 pm

**2. Roll Call:**

<b>Members</b>	<b>Present/Absent</b>	<b>Others Present</b>
Chair Dan Stephans	P	Colette Spranger, Comm. Development Dir. Jason Sergeant, City Administrator Carter Arndt, MSA Professional Services
Vice-chair Gene Lewis	P	
Absent	A	
Katie Sacker	P	
Norman Barker	A	
Cheryl Doerfer	P	
Steve Christens	P	

**3. Motion to approve the agenda by Christens, seconded by Doerfer. Motion carried unanimously.**

**4. Motion to waive the reading of the minutes from the March 16, 2022 meeting and approve them as printed by Christens, seconded by Sacker. Motion carried unanimously.**

**5. Civility Reminder.** Stephans noted the City's commitment to civil discourse.

**6. Citizen appearances and Public Presentations.**

**A. Lauren Williams and Chris Evans**

Evans and Williams described their property on W Church St, which contains a carriage house which is leaning and has no windows left in it and has rotten wood. Evans and Williams wanted the commission's input on the process and requirements for demolishing the carriage house. Stephans explained that in order to approve the demolition, they would need to apply to replace it with a building which is a similar dimensions and characteristics of the carriage house and what is seen in the district for carriage houses.

**7. Applications – Action Items:**

**A. 225 W Liberty – Replace Windows (HPC-2022-0088)**

*These minutes are not official until approved by the City of Evansville Historic Preservation Commission.*

Applicant Susanne Herman present. Herman described the condition of the windows and gutters and her intentions with the project. **Motion to approve the application as submitted by Doerfer, seconded by Lewis. Motion carried.**

**B. 125 Garfield – Replace Carriage House Windows with Modern (HPC-2022-0072)**

Applicant Paula Yingst Present. Yingst described the damage to the windows due to squirrels eating them. Stephans discussed the windows as he viewed them in person and that the damage from the squirrels was mainly on the muntins. Stephans advised that the windows are original and that they should be repaired if possible or replaced in kind if unrepairable. **Motion to table the application pending additional information by Christens, seconded by Lewis. Motion carried.**

**C. 129 E Main – Install Fence (HPC-2022-0095)**

Applicant not present. Spranger described the project from her discussions with the applicant. **Motion to table the application pending receipt of a more detailed plot plan by Doerfer, seconded by Christens. Motion carried.**

**D. 34 N Second – Replace and Move Window (HPC-2022-0087)**

Applicant not present. Spranger discussed the project, which had already been completed without commission or building permit approval. **Motion NOT to approve the application and to require the appearance of the elevation be restored to the previous appearance by Stephans, seconded by Lewis. Motion carried.**

**E. 14 Railroad – Demolish Residence (HPC-2022-0057)**

Applicant Roger Berg present. Stephans discussed the project and that tow architects, an engineer, and the city’s building inspector all agreed that the building is unsafe. Berg discussed the condition of the project and that they originally intended to repair the building and found further issues while working which increased the danger posed by the building and repairing it would remove virtually all historic material. **Motion to approve the application as submitted by Lewis, seconded by Christens. Motion carried.**

**F. 14 Railroad – New Construction (HPC-2022-0096)**

Berg described the proposed new residence compared to the existing residence. Stephans remarked that the existing residence had multiple additions on it and the style of the proposed building would be more similar to the original style of the home prior to the additions. Berg stated the proposed building materials would match the residence next door. **Motion to approve the application as submitted by Doerfer, seconded by Christens. Motion carried.**

**8. Discussion Items:**

**A. Update Application to Match SHPO**

Will be revisited at a future meeting.

**B. Preservation Heroes**

*These minutes are not official until approved by the City of Evansville Historic Preservation Commission.*

Discussion was held and it was agreed the preservation heroes would not be done this year due to time constraints and that it could be done every other year as opposed to yearly.

**9. Report of the Community Development Director**

**A. Staff Issued Certificate of Appropriateness**

- i.** 115 S First – Replace Asphalt Shingles with Same (HPC-2022-0082)
- ii.** 33 N First – Replace Railing and Siding with Same (HPC-2022-2091)
- iii.** 443 N First – Replace Rotted Siding and Trim with Same (HPC-2022-0074)

**10. Correspondence, Comments and Concerns**

**11. Next Meeting Date:** May 18, 2022 @ 6:00

**12. Motion to Adjourn by Christens, seconded by Sacker. Motion carried.**

<p><b>APPLICATION FOR CERTIFICATE OF APPROPRIATENESS</b> CITY OF EVANSVILLE HISTORIC PRESERVATION COMMISSION 31 S. Madison St, PO Box 529, Evansville, WI 53536</p>	<p><b>\$0.00</b> Applicati on Fee</p>
---	---

This is a request for issuance of a Certificate of Appropriateness (COA) by the Historic Preservation Commission (HPC) for work proposed to be performed on the exterior of a structure located in any Historic District or designated by the State or City as a historic building or historic site. Complete all sections of this form – it is used to determine if the proposal should be reviewed by staff or the HPC.

**Submit questions or completed applications to address above, or via email to the Community Development Director, Colette Spranger, at: (608)-882-2263 or [colette.spranger@ci.evansville.wi.gov](mailto:colette.spranger@ci.evansville.wi.gov).**

SECTION	APPLICANT and/or OWNER INFORMATION	HISTORIC PROPERTY INFORMATION
	Applicant Name:	Historic Property Address:
	Natalie Gefke	129 E Main St
	Applicant Mailing Address:	Evansville, WI 53536
	129 E Main St	<b>The following information is available on the property's tax bill:</b>
	Evansville, WI 53536	
	Applicant Phone: 608-228-9916	Parcel Tax ID Number: 222 _059011__
	Applicant Email: ngefke@gmail.com	Parcel Number: 6-27-_____
	<b>If different from above, please provide:</b>	<b>The following information is available by searching the property address at <a href="http://www.wisconsinhistory.org/records">www.wisconsinhistory.org/records</a>):</b>
	Owner Name:	
	Owner Address:	
		Historic Property Name:
		N/A
	Owner Phone:	AHI Number: 85245
	Owner Email:	Contributing: Y

- INSTRUCTIONS:** Complete this entire form and submit by mail or email the following: **1. Application Form with attachments (as outlined in Section 3C and 5):**
- o Clear photo(s) of every portion of the property that will be affected by the

- work o Historic photograph(s) (if available)
- o Exterior elevations or sketches of existing conditions and proposed work
- o Samples or specifications of proposed materials
- o If Section 3B applies, evidence of un-reparability
- o Site plan (if applicable)
- o Print or PDF of State of WI historic property information, available by searching the property address at [www.wisconsinhistory.org](http://www.wisconsinhistory.org)

**2. Building Permit (work cannot begin until Building Inspector has approved a Building Permit) All applications are to be submitted and deemed complete at least 10 days prior to the HPC meeting. HPC typically meets on the third Wednesday of each month at 6:00pm in City Hall. Applicants are encouraged to appear in person.**

Thank you for helping to value and protect “one of the most intact nineteenth century townscapes in southern Wisconsin” and “the finest collection of 1840s – 1915 architecture of any small town in Wisconsin” – Wisconsin State Historic Society

**SUBMITTED BY:** \_\_Natalie Gefke\_\_ **DATE:** \_\_04/08/2022\_\_  
*Owner or Applicant Signature*

I:\Community Development\FORMS\Application Forms - Word Format\HPC COA Application.docx  
 Application No.: HPC-2022-

SECTION		PROPOSED WORK CHECKLIST
		Please check all boxes that apply and provide more detail in Sections 3 and 4:
Work Category		Work Category Details
<b>Roofing</b>	<b>Replacement</b> <b>Minor repair</b>	Shingles only Soffit, fascia, or trim work Matching existing materials Change of materials (EG, replacing asphalt with metal)
<b>Gutters</b>	<b>New or repair</b> <b>Replacement</b> <b>Removal</b>	Change of materials Match existing historic materials (metal, etc.) Use new modern materials (vinyl, etc.)
<b>Siding</b>	<b>Minor repair</b> <b>Replacement</b>	Change of materials Match historic materials (wood, cement board, etc.) Use modern materials (plastic, vinyl aluminum, etc.)
<b>Exterior windows and doors</b>	<b>Add new</b> <b>Replacement</b> <b>Removal</b>	Change in dimension or location (height, length) Match historic materials (wood, metal, glass, etc.) Use modern material (plastic, vinyl, aluminum, etc.) Removal, covering or alteration of original trim
<input checked="" type="checkbox"/> <b>Fences</b>	<input checked="" type="checkbox"/> <b>-New</b> <b>Repair</b> <b>Replacement</b>	Use new modern materials (vinyl, aluminum, etc.) Matching historic materials (wood, stone, etc.)
<b>Porch</b>	<b>Minor repair</b> <b>Replacement</b> <b>Removal</b> <b>Add new</b>	Match historic material (wood, metal, etc.) Use new modern material (plastic, vinyl, aluminum, etc.) Column, railing, or skirting Decking

<b>Sidewalk or paving</b>	<b>New Repair Replacement</b>	Recreating Matching existing materials Other: _____
<b>New construction</b>	<b>Addition New building Façade alteration</b>	Recreating missing architectural features Removing architectural features Other: _____
<b>Signage and exterior lighting</b>	<b>New Repair Replacement</b>	<b><u>Signage (Complete Sign Permit Application instead).</u></b> Lighting New alternative materials Matching existing materials
<b>Other</b>	<b>New Repair Replacement Removal</b>	New modern materials Match existing materials Removal or altering of original architectural details _____

Application No.: HPC-2022-\_\_\_\_\_

<b>SECTION</b>	<b>PROPOSED WORK SUMMARY</b>
	<b>3A</b> For each Item that was checked in the left-hand column of Section 2, provide a more detailed description of the work proposed to be done:
	Would like to build a fence in my backyard. Will use modern looking materials as requested.
	Pursuant to State Statute 62.23(7)(em)(2m) replacement materials shall be similar in design color, scale, architectural appearance, and other visual qualities. Please help the HPC or city staff better understand your project proposal by providing the following information:
	<b>3B</b> Will your project include replacing materials original to your historic building, including: siding, windows, trim, doors, etc?
	No
	<b>3C</b> If so, summarize any attempts to repair the original materials and attach a contractor estimate that demonstrates the un-reparability of original materials:


SECTION	SUPPLEMENTAL QUESTIONS
	<p><b>4A</b> Will the proposed work alter any of the distinctive features or historic architectural details of the property?</p>
	No
	<p><b>4B</b> Please briefly describe how the proposed work will conform to the Standards and Guidelines of the Secretary of the U. S. Dept. of the Interior for the Rehabilitation of Historic Properties (available at <a href="http://www.nps.gov/tps/standards/rehabilitation.htm">www.nps.gov/tps/standards/rehabilitation.htm</a> and at City Hall.) Adherence to these standards and guidelines will help assure your property's eligibility for potential State and Federal tax credits.</p>
	<p><i>The fence will be built with nice material and it will only be in the backyard so it will not be seen from the road. It will not alter the historic features of the house/area.</i></p>
<p><b>4C</b> Have you submitted this project for state or federal tax credits?</p>	
No	

Application No.: HPC-2022-

SECTION	REQUIRED ATTACHMENTS
---------	----------------------









129 E Main Street


HPC-2022-0095

Supplemental materials for proposed fence


8:51   

 **Menards®**  
Menard, Inc.  
★★★★☆  
GET — On the App Store View



Yardworks® Belmont 6 x 6 White Privacy Vinyl Fence Panel ✕








**Product Images**



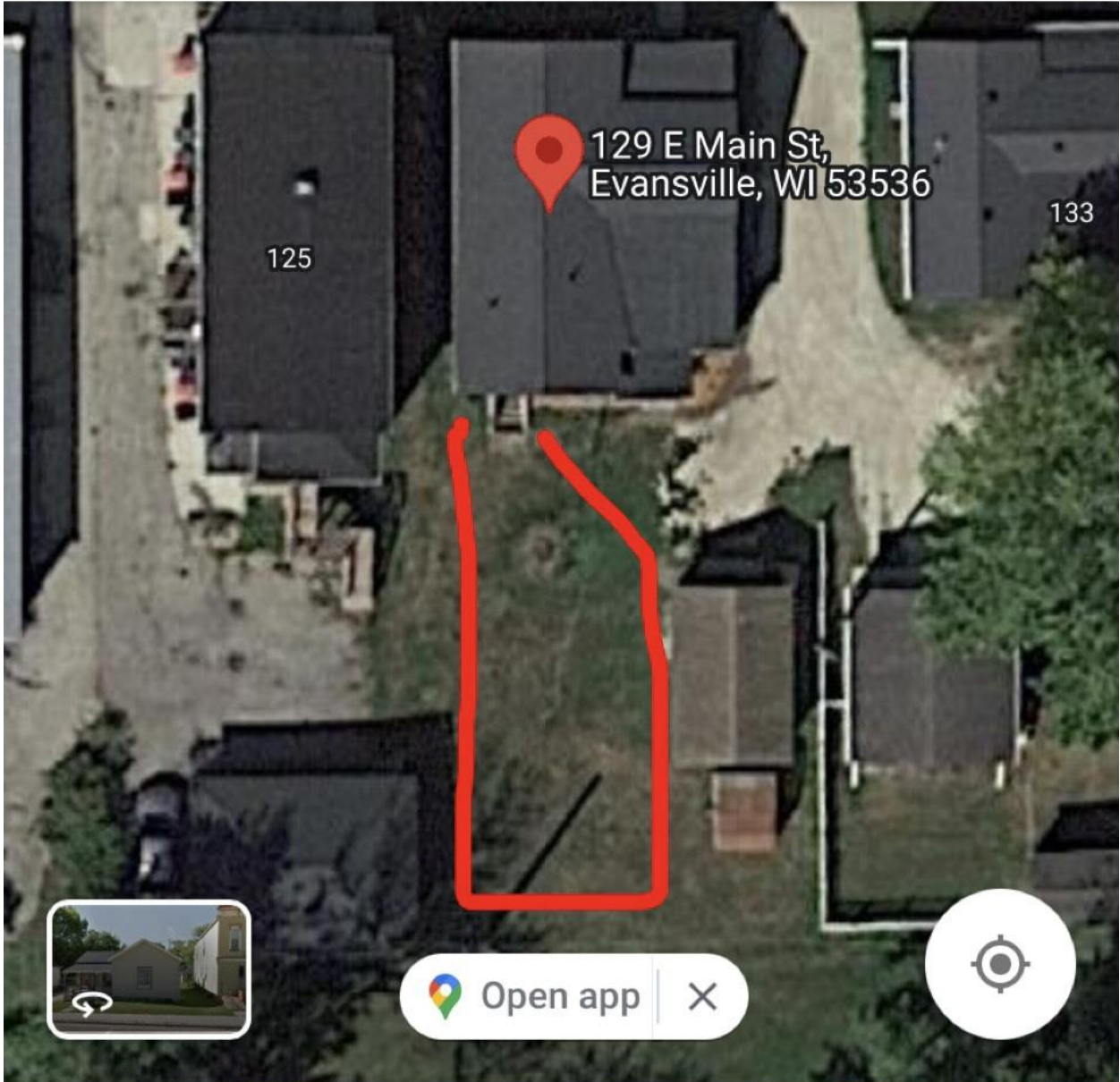
Tap or hover over image to zoom in

AA  menards.com 

129 E Main Street  
HPC-2022-0095  
Supplemental materials for proposed fence

☰ 129 E Main St 🔊 ✕





# APPLICATION FOR CERTIFICATE OF APPROPRIATENESS

CITY OF EVANSVILLE HISTORIC PRESERVATION COMMISSION  
31 S. Madison St, PO Box 529, Evansville, WI 53536

**\$0.00**  
Application  
Fee

This is a request for issuance of a Certificate of Appropriateness (COA) by the Historic Preservation Commission (HPC) for work proposed to be performed on the exterior of a structure located in any Historic District or designated by the State or City as a historic building or historic site. Complete all sections of this form – it is used to determine if the proposal should be reviewed by staff or the HPC. **Submit questions or completed applications to address above, or via email to the Community Development Director, Jason Sergeant, at: (608)-882-2285 or [jason.sergeant@ci.evansville.wi.gov](mailto:jason.sergeant@ci.evansville.wi.gov).**

SECTION	APPLICANT and/or OWNER INFORMATION	HISTORIC PROPERTY INFORMATION
1	Applicant Name: <a href="#">Norman Barker</a>	Historic Property Address: <a href="#">112 Grove St</a>
	Applicant Mailing Address: <a href="#">PO Box 654, Evansville, WI 53536</a>	Evansville, WI 53536
	Applicant Phone: <a href="#">7203782644</a>	<b>The following information is available on the property's tax bill:</b>
	Applicant Email: <a href="mailto:norman.barker@gmail.com">norman.barker@gmail.com</a>	Parcel Tax ID Number: 222 _____
	<b>If different from above, please provide:</b>	Parcel Number: 6-27-_____
	Owner Name:	<b>The following information is available by searching the property address at <a href="http://www.wisconsinhistory.org/records">www.wisconsinhistory.org/records</a>:</b>
	Owner Address:	Historic Property Name: <a href="#">Harley A. Smith House</a>
	Owner Phone:	AHI Number: <a href="#">140918</a>
	Owner Email:	Contributing: Y or N <b>Y</b>

**INSTRUCTIONS:** Complete this entire form and submit by mail or email the following:

**1. Application Form with attachments (as outlined in Section 3C and 5):**

- o Clear photo(s) of every portion of the property that will be affected by the work
- o Historic photograph(s) (if available)
- o Exterior elevations or sketches of existing conditions and proposed work
- o Samples or specifications of proposed materials
- o If Section 3B applies, evidence of un-reparability
- o Site plan (if applicable)
- o Print or PDF of State of WI historic property information, available by searching the property address at [www.wisconsinhistory.org](http://www.wisconsinhistory.org)

**2. Building Permit (work cannot begin until Building Inspector has approved a Building Permit)**

All applications are to be submitted and deemed complete at least 10 days prior to the HPC meeting. HPC typically meets on the third Wednesday of each month at 6:00pm in City Hall. Applicants are encouraged to appear in person.

Thank you for helping to value and protect "one of the most intact nineteenth century townscapes in southern Wisconsin" and "the finest collection of 1840s – 1915 architecture of any small town in Wisconsin" – Wisconsin State Historic Society

SUBMITTED BY: \_\_\_\_\_ DATE: \_\_\_\_\_  
*Owner or Applicant Signature*




SECTION	PROPOSED WORK CHECKLIST	
<h1>2</h1>	Please check all boxes that apply and provide more detail in Sections 3 and 4:	
Work Category	Work Category Details	
<input type="checkbox"/> Roofing	<input type="checkbox"/> Replacement <input type="checkbox"/> Minor repair	<input type="checkbox"/> Shingles only <input type="checkbox"/> Soffit, fascia, or trim work <input type="checkbox"/> Matching existing materials <input type="checkbox"/> Change of materials (EG, replacing asphalt with metal)
<input type="checkbox"/> Gutters	<input type="checkbox"/> New or repair <input type="checkbox"/> Replacement <input type="checkbox"/> Removal	<input type="checkbox"/> Change of materials <input type="checkbox"/> Match existing historic materials (metal, etc.) <input type="checkbox"/> Use new modern materials (vinyl, etc.)
<input type="checkbox"/> Siding	<input type="checkbox"/> Minor repair <input type="checkbox"/> Replacement	<input type="checkbox"/> Change of materials <input type="checkbox"/> Match historic materials (wood, cement board, etc.) <input type="checkbox"/> Use modern materials (plastic, vinyl aluminum, etc.)
<input checked="" type="checkbox"/> Exterior windows and doors	<input checked="" type="checkbox"/> Add new <input checked="" type="checkbox"/> Replacement <input type="checkbox"/> Removal	<input type="checkbox"/> Change in dimension or location (height, length) <input checked="" type="checkbox"/> Match historic materials (wood, metal, glass, etc.) <input checked="" type="checkbox"/> Use modern material (plastic, vinyl, aluminum, etc.) <input type="checkbox"/> Removal, covering or alteration of original trim
<input checked="" type="checkbox"/> Fences	<input checked="" type="checkbox"/> New <input type="checkbox"/> Repair <input type="checkbox"/> Replacement	<input checked="" type="checkbox"/> Use new modern materials (vinyl, aluminum, etc.) <input type="checkbox"/> Matching historic materials (wood, stone, etc.)
<input type="checkbox"/> Porch	<input type="checkbox"/> Minor repair <input type="checkbox"/> Replacement <input type="checkbox"/> Removal <input type="checkbox"/> Add new	<input type="checkbox"/> Match historic material (wood, metal, etc.) <input type="checkbox"/> Use new modern material (plastic, vinyl, aluminum, etc.) <input type="checkbox"/> Column, railing, or skirting <input type="checkbox"/> Decking
<input type="checkbox"/> Sidewalk or paving	<input type="checkbox"/> New <input type="checkbox"/> Repair <input type="checkbox"/> Replacement	<input type="checkbox"/> Recreating <input type="checkbox"/> Matching existing materials <input type="checkbox"/> Other: _____
<input type="checkbox"/> New construction	<input type="checkbox"/> Addition <input type="checkbox"/> New building <input type="checkbox"/> Façade alteration	<input type="checkbox"/> Recreating missing architectural features <input type="checkbox"/> Removing architectural features <input type="checkbox"/> Other: _____
<input type="checkbox"/> Signage and exterior lighting	<input type="checkbox"/> New <input type="checkbox"/> Repair <input type="checkbox"/> Replacement	<input type="checkbox"/> <b><u>Signage (Complete Sign Permit Application instead).</u></b> <input type="checkbox"/> Lighting <input type="checkbox"/> New alternative materials <input type="checkbox"/> Matching existing materials
<input type="checkbox"/> Other	<input type="checkbox"/> New <input type="checkbox"/> Repair <input type="checkbox"/> Replacement <input type="checkbox"/> Removal	<input type="checkbox"/> New modern materials <input type="checkbox"/> Match existing materials <input type="checkbox"/> Removal or altering of original architectural details <input type="checkbox"/> _____

SECTION	PROPOSED WORK SUMMARY
<h1>3</h1>	<p><b>3A</b> For each Item that was checked in the left-hand column of Section 2, provide a more detailed description of the work proposed to be done:</p> <p>Replacing two existing (1980s) metal storm doors and adding a storm door to the front door to preserve the existing wood door. I will follow the guidelines from the Wisconsin Historical Society, my preference is for wood but this is subject to availability. I will be adding a small 10x20ft and 3.5 ft high temporary fence for a vegetable garden due to the absence of a community garden this year.</p> <p>Pursuant to State Statute 62.23(7)(em)(2m) replacement materials shall be similar in design color, scale, architectural appearance, and other visual qualities. Please help the HPC or city staff better understand your project proposal by providing the following information:</p> <p><b>3B</b> Will your project include replacing materials original to your historic building, including: siding, windows, trim, doors, etc?</p> <p>No</p> <p><b>3C</b> If so, summarize any attempts to repair the original materials and attach a contractor estimate that demonstrates the un-reparability of original materials:</p> <p>_____</p> <p>_____</p> <p>_____</p> <p>_____</p>

SECTION	SUPPLEMENTAL QUESTIONS
<h1>4</h1>	<p><b>4A</b> Will the proposed work alter any of the distinctive features or historic architectural details of the property?</p> <p>No</p> <p>_____</p> <p>_____</p> <p>_____</p> <p>_____</p> <p><b>4B</b> Please briefly describe how the proposed work will conform to the Standards and Guidelines of the Secretary of the U. S. Dept. of the Interior for the Rehabilitation of Historic Properties (available at <a href="http://www.nps.gov/tps/standards/rehabilitation.htm">www.nps.gov/tps/standards/rehabilitation.htm</a> and at City Hall.) <i>Adherence to these standards and guidelines will help assure your property's eligibility for potential State and Federal tax credits.</i></p> <p>I will be following the guidelines from the Wisconsin Historical Society for replacing the storm doors. The perimeter fence is easily disassembled and small and in the rear of the garden, it is to protect the plants from animals.</p> <p>_____</p> <p>_____</p> <p>_____</p> <p>_____</p> <p><b>4C</b> Have you submitted this project for state or federal tax credits?</p> <p>No</p>


Customers Who Viewed This Also Viewed



**Vigoro** Beaumont 40.4 in. H x 49.6 in. W Black Steel 3-Rail Fence Panel

★★★★★ (145)

\$32<sup>98</sup>



**Vigoro** Empire 30 in. x 36 in. Black Steel 3-Rail Fence Panel

★★★★★ (285)

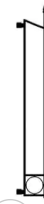
\$23<sup>98</sup>



**Vigoro** Empire/Westbrook 41 in. x 2.3 in. x 2.3 in. Black Steel Fence Post

★★★★★ (363)

\$7<sup>98</sup>



**Vig** in. x 2.3 in. x 2.3 in. Black Steel Fence Post

★


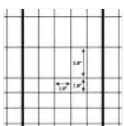
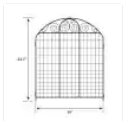

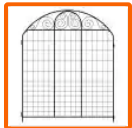
\$3

Live Chat  
Feedback

Rockdale 3.66 ft. x 3 ft. Black Steel Fence Panel

★★★★★ (494) Questions & Answers (146)

367



Hover Image to Zoom

## GENERAL INFORMATION

# Selecting an Appropriate Storm Door for Your Historic Building

PRINT

EMAIL A FRIEND

FACEBOOK

TWITTER

MORE...

You can improve the energy efficiency of your historic house or building and protect your primary historic door by adding a storm door. Most Wisconsin historic houses and buildings originally had wood storm doors. Wood storm doors were advertised in late-1800s millwork catalogs as a way to save on coal costs.

Wood storm doors are the most historically accurate for your Wisconsin house or building, but some aluminum storm doors still meet the [Secretary of the Interior Standards for Rehabilitation](#). When selecting a wood storm door, you will have plenty of style choices. Many manufacturers make stock and custom wooden storm doors. However, be careful not to buy a wooden storm door that is not the right design for the style or time period of your house or building.

## Wood Storm Doors

A high-quality wooden storm door should be made with clear pine, cedar or cypress. These woods hold paint well and are dimensionally stable. Be sure the wood is treated with a preservative and oil primed. You can then paint the door the color you prefer. Some manufacturers will prime and pre-paint their storm doors. Check with the manufacturer for instructions on how to properly measure your door opening for a storm door. If you measure incorrectly and get a storm door that is the wrong size, you will still have to pay for the door if it was custom made.

All joints in the door frame should be full-through mortise and tenon joints. A mortise and tenon joint is designed to allow for contraction and expansion. Mortise and tenon joints should be held together with either stainless steel pins or wood pegs, but never glued. If a mortise and tenon joint is glued, the wood will split and the joint will come apart.

The best hinges for a wooden storm door are solid brass, because brass does not rust. You can purchase high-quality hinges with a strong spring mechanism built into the hinge that closes the door. These hinges are less obtrusive than the standard barrel-type door closers.

## Wood Convertible Storm and Screen Doors

You can buy a traditional wood storm door that has separate wood-framed screen and glass inserts. These storm doors are more historically accurate than aluminum storm doors. These wood-framed screen and glass panels are held in place with small screw cams. When you turn the screw, the flange of the screw cam will slide into a slot on the side of the insert frame.



### James Vincent House, 1884

La Crosse, Wisconsin. Screen doors were originally wood and could be quite intricate as seen at the James Vincent House in La Crosse. View the property record: [AHI 28725](#)



The screens for this type of storm door are available in bronze, charcoal aluminum, or raw aluminum. Bronze and charcoal aluminum are the least visible from the street. Bronze was the earliest type of screen used.

## Aluminum Storm Doors

Aluminum storm doors offer these benefits over wood storm doors:

- Aluminum storm doors will not need a new coat of paint for 20 years.
- Aluminum storm doors do not need glazing compound, which can deteriorate and must be reapplied periodically.

Aluminum combination storm and screen doors have two panes of glass and one screen. The glass and screen panels lift and lower in one of three tracks.

If you choose to buy an aluminum storm door, be sure to get one with an extruded aluminum frame. These aluminum storm doors have an air gap in the frame that helps to stop the conduction of hot and cold air. Be sure the frames are butt jointed on the corners and not mitered. The glass should be tempered or laminated safety glass. Screens for high-quality aluminum storm doors should be either charcoal fiberglass or charcoal aluminum. High-quality aluminum storm doors are considered "commercial grade." Make certain your storm door is measured to fit into the old wood storm door bed so it does not lay over the casing trim.

You might want to get an aluminum storm door with low-e (low-emissivity) glass to help stop the sun from seeping through your storm door. Use low-e glass with a visual light transmittance of 72 or higher. Glass with this rating will block harmful light but does not appear tinted.

Aluminum storm doors are available in several factory colors, or you can paint your door a traditional sash color yourself. Avoid the dull mill-finished, natural aluminum finish because it is not historically accurate.

### Explore the Category

**Category:** [How to Preserve Your Historic Building](#)

### Topics in This Category

[Building Systems](#)

[Energy Efficiency](#)

[Exterior Features](#)

[Financing](#)



# DECISION FORM FOR CERTIFICATE OF APPROPRIATENESS

CITY OF EVANSVILLE HISTORIC PRESERVATION COMMISSION  
31 S. Madison St, Evansville, WI 53536

*This decision form outlines the criteria that is used approve, deny or approve with conditions the proposed work. This form will be completed by the chair of HPC or the Community Development Director.*

**Certificate of Appropriateness Decision Criteria:** *The Historic Preservation commission is authorized to grant Certificates of Appropriateness when the standards found in section 62-36(10) of the Municipal Ordinances are met:*

- The proposed work does not have an adverse effect on the immediate site*
- The proposed work does not have an adverse effect on adjacent properties*
- The proposed work does not have an adverse effect on the entire district*
- Historic character is preserved*

**Additionally, the below decision criteria (as outlined in Wisconsin State Statutes 62.23(7)(em)2m) are required to be met when replacing original windows, siding, or other exterior materials:**

- Original material is severely or significantly deteriorated as defined by the N.P.S.**
- Contractor estimate demonstrates the un-repairability of original materials**
- Replacement material is similar in [ ] design, [ ] color, [ ] scale, [ ] architectural appearance, and [ ] other visual qualities \_\_\_\_\_**

Summary of Work:

---



---



---



---

**Certificate of Appropriateness is hereby (check one):**

**Approved, [ ] Not approved, or [ ] Approved with the following conditions:**

---



---



---

**Approved by:** \_\_\_\_\_  
*Community Development Director or HPC Chairperson Signature*

**Date:** \_\_\_\_\_

### HISTORIC PROPERTY INFORMATION

Historic Property Address:	Tax ID Number: 222 _____
Historic Property AHI Number:	Parcel Number: 6-27-_____

PROJECT ADDRESS \_\_\_\_\_ PERMIT # \_\_\_\_\_

PROJECT DESCRIPTION:	PARCEL #:
	TAX ID #:



## BUILDING PERMIT APPLICATION

CITY OF EVANSVILLE BUILDING INSPECTION AND CODE ENFORCEMENT  
 31 S. Madison St, PO Box 529, Evansville, WI 53536  
 LARRY SCHALK (608)490-3100      larry.schalk@ci.evansville.wi.gov

PERMIT REQUESTED:  CONSTRUCTION  HVAC  ELECTRIC  PLUMBING  OTHER \_\_\_\_\_

OWNER'S NAME	ADDRESS	PHONE	EMAIL
CONTRACTOR: <input type="checkbox"/> CONST <input type="checkbox"/> HVAC <input type="checkbox"/> ELEC <input type="checkbox"/> PLBG	LIC/CERT#/EXP	PHONE	EMAIL
CONTRACTOR: <input type="checkbox"/> CONST <input type="checkbox"/> HVAC <input type="checkbox"/> ELEC <input type="checkbox"/> PLBG	LIC/CERT#/EXP	PHONE	EMAIL
CONTRACTOR: <input type="checkbox"/> CONST <input type="checkbox"/> HVAC <input type="checkbox"/> ELEC <input type="checkbox"/> PLBG	LIC/CERT#/EXP	PHONE	EMAIL
CONTRACTOR: <input type="checkbox"/> CONST <input type="checkbox"/> HVAC <input type="checkbox"/> ELEC <input type="checkbox"/> PLBG	LIC/CERT#/EXP	PHONE	EMAIL

PROJECT AREA \_\_\_\_\_ SQ.FT. ESTIMATED PROJECT COST \$ \_\_\_\_\_

I AGREE TO COMPLY WITH ALL APPLICABLE CODES, STATUTES AND ORDINANCES AND WITH THE CONDITIONS OF THIS PERMIT; UNDERSTAND THAT THE ISSUANCE OF THIS PERMIT CREATES NO LEGAL LIABILITY, EXPRESS OR IMPLIED, ON THE STATE OR MUNICIPALITY; AND CERTIFY THAT ALL THE INFORMATION IS ACCURATE. IF I AM THE OWNER APPLYING, I HAVE 2READ THE ATTACHED CAUTIONARY STATEMENT REGARDING CONTRACTOR FINANCIAL RESPONSIBILITY.

APPLICANT'S SIGNATURE \_\_\_\_\_ DATE \_\_\_\_\_

**CONDITIONS OF APPROVAL:** THIS PERMIT IS ISSUED PURSUANT TO THE FOLLOWING CONDITIONS, FAILURE TO COMPLY MAY RESULT IN SUSPENSION OR REVOCATION OF THIS PERMIT OR OTHER PENALTY.

\_\_\_\_\_

\_\_\_\_\_

\_\_\_\_\_

**PLOT PLAN MUST INCLUDE :** LOT LINES , STREETS AND \*EASEMENTS - LOCATION OF PRINCIPAL & ACCESSORY BUILDINGS - PROPOSED IMPROVEMENTS ( DECK/FENCE/SHED/ETC...) SIZE & DIMENSIONS OF IMPROVEMENTS - SETBACK DISTANCES TO PROPERTY LINES AND OTHER STRUCTURES. \* *IT IS THE RESPONSIBILITY OF THE APPLICANT TO VERIFY THE EXISTENCE OF EASEMENTS AND PROPERLY LABEL THEM ON THE PLOT PLAN - STRUCTURES ARE PROHIBITED WITHIN EASEMENTS.* **BUILDING PLANS MUST INCLUDE :** FLOOR PLAN , CROSS SECTION , COMPLETE CONSTRUCTION DETAILS IN COMPLIANCE WITH **SPS 320-325 .**  
 DECKS - SEE **SPS 320-325 APPENDIX B dsps.wi.gov/UDC-ADMIN-CODE/**

PERMIT FEE: \$ \_\_\_\_\_ CHECK #: \_\_\_\_\_ DATE: \_\_\_\_\_

PERMIT ISSUED BY: \_\_\_\_\_ CERTIFICATION #: **70184**  
 LARRY SCHALK