

NOTICE

A meeting of the City of Evansville Common Council will be held at the location, on the date, and at the time stated below. Notice is further given that members of the Plan Commission and Economic Development Committee may be in attendance. Requests for persons with disabilities who need assistance to participate in this meeting should be made by calling City Hall at (608)-882-2266 with as much notice as possible. Members of the public can join the meeting virtually in response to COVID-19. To participate via video, go to this website: <https://meet.google.com/mdf-jebj-hki> To participate via phone, call: +1 (314) 773-5700 and enter PIN: 172 964 439# when prompted. (Your microphone may be muted automatically.) The Agenda and Packet can be found here: www.ci.evansville.wi.gov/councilmeetings

City of Evansville Common Council
Regular Meeting
City Hall, 31 S Madison St, Evansville WI 53536
Tuesday, November 9, 2021, 6:00 p.m.

Agenda

1. Call to order
2. Roll Call
3. Approval of Agenda
4. Motion to waive the reading of the minutes of October 12th 2021 meetings and approve as presented.
5. Civility reminder
6. Citizen Appearances other than agenda items listed.
 - A. Public Hearing: 2022 Operational Budget
 - 1) Staff Report
 - 2) Public Hearing
 - 3) Final discussion by Council
 - 4) Motion to adopt Resolution 2021-22, 2022 Operating and Capital budget
7. Reports of Committees
 - A. Library Board Report
 - B. Youth Center Advisory Board Report
 - C. Plan Commission Report
 - D. Finance and Labor Relations Committee Report
 - 1) Motion to accept the October 2021 City bills as presented in the amount of \$1,814,565.82.
 - 2) 3rd Quarter Treasurer's Report
 - 3) Motion to approve revised Community Development Director Contract.
 - 4) Motion to Approve the 2022 through 2030 Capital Improvement Plan.
 - E. Public Safety Committee Report
 - F. Municipal Services Report

- G. Economic Development Committee
 - 1) Closed session: Motion that Common Council convene in closed session pursuant to Sec. 19.85(1)(e) of the Wis. Stats Deliberating or negotiating the purchasing of public properties, the investing of public funds, or conducting other specified public business, whenever competitive or bargaining reasons require a closed session. Upon completion, Common Council will reconvene in open session.
 - 2) Motion to Approve Revised Gold Shovel Certification Submission for Parcel 6-27-1150.
- H. Parks and Recreation Board Report
- I. Historic Preservation Commission
- J. Fire District Report
- K. Police Commission Report
- L. Energy Independence Team Report
- M. Board of Appeals Report
- 8. Unfinished Business
 - A. Second Reading and Motion to Approve Ordinance 2021-10 Winter Parking Ordinance
- 9. Communications and Recommendations of the Administrator
- 10. Communications and Recommendations of the Mayor
- 11. New Business
- 12. Introduction of New Ordinances
 - A. First reading of Ordinance 2021-11 Stop Sign Amendment
- 13. Meeting Reminder
 - A. Regular meeting December 14th, 2021 6:00 p.m.
- 14. Adjourn

William C. Hurtley, Mayor

Please turn off all cell phones while the meeting is in session. Thank you.

City of Evansville Common Council
Regular Meeting
 City Hall, 31 S Madison St, Evansville WI 53536
 Tuesday, October 12, 2021, 6:00 p.m.

Minutes

1. **Call to order**-The meeting was called to order by Hurlley at 6:03 pm
2. **Roll Call**-Members present: Mayor Bill Hurlley, Alderpersons Jim Brooks, Dianne Duggan, Gene Lewis, Joy Morrison, Erica Stuart, Ben Ladick, and Rick Cole. Others present: City Administrator Jason Sergeant, City Treasurer Julie Roberts, City Clerk Darnisha Haley, Library Director Megan Kloeckner, City Attorney Mark Kopp, and members of the general public. Becker joined at 6:04pm
3. **Approval of Agenda**-Brooks made a motion seconded by Cole to approve the agenda as presented. Motion passed 8-0.
4. **Approval of Minutes**- Brooks made a motion, seconded by Cole to waive the reading of the minutes for September 14th 2021 and September 30th 2021 meetings. There were minor changes made to the September 14th minutes. Motion passed 8-0.
5. **Civility reminder**- Recognition of the commitment to civility and decorum at council meeting.
6. **Citizen Appearances other than agenda items listed**-
 - A. Ray Legris at 12933 Westwood Dr-Requested having a discussion on opening Brown school Rd for ATV's/UTV's.
7. **Public Hearing**- Ordinance 2021-09 Amending Wards and Aldermanic Districts.
 - A. **Staff Report**-Haley present changes to the redistricting packet since the first reading
 - B. **Public Hearing** –None
 - 1) Hurlley opened the public hearing at 6:10 p.m.
 - 2) Hurlley closed the public hearing at 6:11 p.m.
 - C. **Discussion by Council**
 - D. Brooks made a motion, seconded by Duggan to Approve Ordinance 2021-09 Amending Wards and Aldermanic Districts. Motion passed 8-0
8. **Reports of Committees**
 - A. **Library Board Report**-Kloeckner read the Library Report as follows:
 - Friends of the Library have their annual meeting next week Tuesday at 6:00 PM at Creekside Place. All are welcome to attend.
 - Activities this month
 - Dr. Who activity packs and cardboard cutouts in the library
 - Find Edgar – our bat is hiding in the library at a new location each week
 - Take and Make kits for children
 - Teen No Cook Challenge
 - 22 new library cards created during Library Card Sign Up Month
 - B. **Youth Center Advisory Board Report**-Becker reported the next meeting is scheduled October 25th at 6:00 pm at City Hall. There will be a tour offered at the

Youth Center for the board and any other interested parties at 5:30 on the 25th to do a walk through then meet at City Hall for the scheduled meeting.

C. Plan Commission Report-

- 1) Cole made a motion, seconded by Becker to approve certified survey map to divide parcel 6-27-870 into two lots located at 255 N Union Street, finding that the application is in the public interest and meets the objectives contained within Section 110-102(g) of city ordinances, with the condition the final CSM and joint cross access easement agreement is recorded with Rock County Register of Deeds. Motion passed 8-0.
- 2) Cole made a motion, seconded by Duggan to approve Westfield Meadows First Addition, a subdivision that replats portions of Westfield Meadows and Windmill Ridge, finding that the application is in the public interest and meets the objectives contained within Section 110-102(g) of city ordinances, with the conditions:
 - i) 5' side yard utility and drainage easements are shown on each lot
 - ii) 10' rear yard utility and drainage easements are shown on each lot
 - iii) Plan Commission and Common Council approve the Subdivision Agreement
 - iv) The final plat and agreement are recorded with Rock County Register of DeedsMotion passed 8-0.
- 3) Cole made a motion, seconded by Becker to approve of the subdivision plat to create the Stonewood Grove First Addition Subdivision, finding that the application is in the public interest and meets the objectives contained within Section 110-102(g) of city ordinances, with the condition the plat is recorded with Rock County Register of Deeds, subject to the following conditions:
 - i) Developer's letter of credit is secured and approved by the City
 - ii) Development agreement is executed and signed by the City and Developer
 - iii) Subdivision construction drawings are approved by the City
 - iv) Rezone Application RZ-2021-01 is approved by the City.Motion passed 8-0
- 4) Cole made a motion, seconded by Becker to approve Final Land Divider's Agreement-Stonewood Grove First Addition. Motion passed 8-0.

D. Finance and Labor Relations Committee Report

- 1) Cole made a motion, seconded by Duggan to accept the September 2021 City bills as presented in the amount of \$1,396,937.11. Motion passed 8-0 on a roll call vote.
- 2) Cole made a motion, seconded by Brooks to approve Community Development Director Contract. Sergeant noted there will be an adjustment to correct the number of floating holidays and a couple of pronoun usages throughout the contract. Motion passed 8-0 on a roll call vote.
- 3) Cole made a motion, seconded by Duggan to approve the Roth Amendment Adoption Package for the City's 457 deferred compensation plan. Motion passed 8-0 on a roll call vote.
- 4) 2022 Budget Discussion

E. Public Safety Committee Report

- 1) Duggan made a motion, seconded by Stuart to approve the Joint Powers Agreement between the City of Evansville Police Department and the Rock County 911 Communications Center. Motion passed 8-0 on a roll call vote.
 - F. **Municipal Services Report-** Brooks reports there was discussion on water testing and how it's going to cost more per sample than anticipated. Mapping of drinking water complaints continues while working on trying to get a handle on everything.
 - G. **Economic Development Committee**
 - 1) Brooks made a motion, seconded by Ladick to Approve Gold Shovel Certification Submission for Parcel 6-27-1150. Motion passed 8-0.
 - H. **Parks and Recreation Board Report-**Morrison reported that winterization for the pool are park store has begun. There will be six (6) trees removed from the park and there will be new ones planted throughout the park. Repairs to the creek walls have been completed while work continues on the 2nd duck house. Baker Street Consulting Ground continues work on the fundraising for the feasibility study for the West Side recreation center and splashpad.
 - I. **Historic Preservation Commission-**Lewis reported the following:
 - 1) 32 W Main-Window application-Approved all windows but the 2 in the front and 1 on the side. Applicant needs to provide a cost of repair due to state statutes requiring they be repaired rather than replaced.
 - 2) 19 S First-Roof application approved
 - 3) 245 W Liberty-Fence application approved
 - 4) 233 W Church-Shed application approved
 - 5) 239 W Liberty-Roof and Porch application approved
 - J. **Fire District Report-**Becker reported the spaghetti dinner was successful, not as many sales as 2020 but still an overall success. The 2022 budget passed unanimously. The resolution creating fire re-inspection fees was approved; the fees are \$100 for the 3rd and 4th calls for re-inspection and \$250 for each additional. There's no fee for the final passed re-inspection.
 - K. **Police Commission Report-**Did not meet
 - L. **Energy Independence Team Report-**Did not meet
 - M. **Board of Appeals Report-**Did not meet
9. **Unfinished Business-**None
 10. **Communications and Recommendations of the Administrator**
 11. **Communications and Recommendations of the Mayor-** Mayor Hurtley would like to Thank Jason & Julie for their work on the budget and the council for their participation in the budget process.
 12. **New Business-**None
 13. **Introduction of New Ordinances**
 - A. First read of Ordinance 2021-10-Winter Parking Ordinance
 14. **Meeting Reminder**

A. Regular meeting November 9th, 2021 6:00 p.m.

15. **Adjourn**- Cole made a motion, seconded by Duggan to adjourn at 8:00 p.m. Motion passes 8-0.

Darnisha Haley, City Clerk

The minutes are not official until approved by the Common Council at the next regular meeting.

Fund 10 Revenues

Account Numbers	Account Titles	FY 2018	FY 2019	FY 2020	FY 2020	FY 2021	FY 2021	FY 2022
		Actual	Actual	Actual	Budget	Current	Budget	Budget
		12/31/2018	12/31/2019	12/31/2020	12/31/2020	12/31/2021	12/31/2021	12/31/2022
10-41110-000	GENERAL PROPERTY TAXES	(1,457,759)	(1,503,305)	(1,561,109)	(1,561,109)	(1,562,500)	(1,562,500)	(2,017,304)
10-41210-000	CONVERT FARMLAND TAX PENALTY	(1,657)	(696)	0	0	0	0	
10-41220-000	DELINQUENT GEN PROP TAXES	0	0	0	0	0	0	
10-41230-000	OCCUPATIONAL TAX - GRAIN	0	0	0	0	0	0	
10-41240-000	ROOM TAX	(339)	0	0	0	0	0	
10-41310-000	PYMT IN LIEU TAXES-MUN UTILITY	(425,389)	(439,434)	(440,637)	(425,000)	0	(445,000)	(460,000)
10-41320-000	PYMT IN LIEU TAXES-HOUSING AUT	(3,300)	(3,300)	(3,300)	(3,300)	(3,300)	(3,300)	(3,300)
10-41800-000	INTEREST ON TAXES PP & RE	(459)	(864)	(1,058)	0	(344)	0	(100)
10-41810-000	REFUNDED TAX CHARGEBACK	0	0	0	0	0	0	
10-41820-000	OMITTED TAX	0	0	0	0	0	0	
10-43211-520	FED AID - PD BODY ARMOR	0	0	0	0	0	0	
10-43212-530	FEDERAL AID - FEMA	0	0	0	0	0	0	
10-43400-530	STATE AID GEN TRANSPORTATION	(219,224)	(217,016)	(249,568)	(249,568)	(203,412)	(271,571)	(260,000)
10-43410-000	SHARED REVENUE FROM STATE	(404,286)	(403,311)	(403,019)	(402,539)	(61,578)	(402,520)	(410,529)
10-43411-000	SHARED REVENUE-STATE ADJ.EMS	(6,253)	(7,227)	(7,520)	(8,000)	0	(8,000)	(7,500)
10-43420-000	OTHER STATE AID	0	(17,971)	(15,427)	(4,779)	(12,092)	(12,092)	(16,871)
10-43420-520	FIRE INS FROM STATE 2%	(15,243)	(17,587)	(18,145)	(15,500)	(19,812)	(17,600)	(17,000)
10-43425-510	STATE INCENTIVE - GAB PROGRAM	0	0	0	0	0	0	
10-43430-000	STATE AID EXEMPT COMPUTERS	(4,397)	(4,503)	(4,503)	(4,397)	(4,503)	(4,503)	(4,503)
10-43520-520	POLICE-STATE AID	0	0	(1,600)	0	0	0	
10-43530-520	STATE GRANT-POLICE	0	0	0	0	0	0	
10-43530-530	STATE AID - CONNECTING STREET	(31,600)	(31,578)	(31,499)	(31,499)	(23,727)	(31,636)	(30,000)
10-43530-550	STATE GRANT- VOTE EQUIP REIMB	0	0	0	0	0	0	
10-43545-530	RECYCLING REVENUE FROM STATE	(17,090)	(17,100)	(17,092)	(17,100)	(17,213)	(17,100)	(17,000)
10-43690-530	STATE AID - URBAN FORESTRY	0	0	0	0	0	0	
10-44110-510	LIQUOR & MALT BEVERAGE LIC	(7,158)	(8,305)	(5,343)	(7,200)	(8,040)	(7,200)	(7,100)
10-44111-510	OPERATORS/PROV LICENSE	(1,960)	(2,705)	(1,570)	(2,200)	(3,135)	(2,200)	(2,400)
10-44112-510	CIGARETTE LICENSE	(600)	(700)	(700)	(700)	(700)	(700)	(700)
10-44114-510	TELEVISION FRANCHISE	(59,212)	(60,459)	(53,984)	(60,500)	(22,125)	(48,367)	(43,000)
10-44115-510	WEIGHTS AND MEASURES	(1,600)	(1,600)	(1,600)	(1,600)	(1,600)	(1,600)	(1,600)
10-44120-510	ANIMAL PERMIT/LICENSE	(3,380)	(3,622)	(3,489)	(4,600)	(3,203)	(4,000)	(3,300)
10-44121-510	BICYCLE LICENSE	(25)	(10)	(5)	(15)	(5)	(15)	0
10-44122-510	MISC LICENSES (SUNDRY)	(2,479)	(1,702)	(2,413)	(1,750)	(3,813)	(2,000)	(2,400)
10-44123-510	VEHICLE REGISTRATION FEE PD	(10)	269	(636)	0	(5,021)	0	0

Fund 10 Revenues

Account Numbers	Account Titles	FY 2018	FY 2019	FY 2020	FY 2020	FY 2021	FY 2021	FY 2022
		Actual	Actual	Actual	Budget	Current	Budget	Budget
		12/31/2018	12/31/2019	12/31/2020	12/31/2020	12/31/2021	12/31/2021	12/31/2022
10-44123-511	LOCAL VEHICLE REG FEE DOT	(108,870)	(96,670)	(98,394)	(108,000)	(62,424)	(100,000)	(98,000)
10-44124-510	DNR REGISTRATION FEE	0	0	0	0	0	0	
10-44300-520	BUILDING PERMITS	(76,566)	(159,323)	(57,835)	(78,000)	(45,627)	(80,000)	(60,000)
10-44300-530	ST OPEN/C&G/DRWY/TERACE PERMIT	(2,450)	(2,700)	(2,320)	(1,200)	(2,300)	(2,500)	(2,400)
10-44400-560	ZONING PERMITS & FEES	(6,200)	(7,263)	(5,115)	(4,500)	(3,759)	(7,500)	(5,800)
10-45110-510	ADMINISTRATIVE PENALTY/FINE	0	0	0	0	0	0	
10-45110-520	COURT PENALTIES & COSTS	(68,731)	(51,736)	(46,684)	(63,500)	(53,423)	(57,500)	(56,000)
10-45130-520	PARKING VIOLATIONS	(9,260)	(16,070)	(13,868)	(12,000)	(10,068)	(15,000)	(10,000)
10-45140-550	RESTITUTION	0	(200)	0	0	0	0	
10-46042-100	LEGAL SERVICES REVENUE	0	0	0	0	0	0	
10-46110-510	RECORD SEARCH/COPY REVENUE	(3,750)	(3,034)	(3,429)	(3,500)	(2,440)	(3,500)	(3,400)
10-46111-510	LICENSE PUBLICATION FEES	(255)	(285)	(225)	(210)	(240)	(210)	(255)
10-46120-000	CURB/GUTTER SPEC ASSESS REV	0	0	0	0	0	0	
10-46123-510	VEHICLE REGIST AGENT FEE	(3,817)	(3,272)	(4,736)	(4,000)	(8,671)	(4,000)	(7,000)
10-46124-520	AGENT FEE-DNR	0	0	0	0	0	0	
10-46125-510	POLICE DEPT - NSF SERVICE FEE	0	0	0	0	0	0	
10-46130-000	SIDEWALK SPEC ASSESS REVENUE	0	0	0	0	0	0	
10-46210-520	PD VEH INSPEC & MISC REVENUE	(6,267)	(7,759)	(1,301)	(2,500)	(1,434)	0	(1,400)
10-46210-530	REIMBURSEMENTS	(9,735)	(4,325)	(4,191)	0	(6,837)	0	(4,000)
10-46220-000	SANITARY SEWER/STORM SEWER	0	0	0	0	0	0	
10-46230-000	DRIVEWAY SPEC ASSESS REVENUE	0	0	0	0	0	0	
10-46240-000	WATERMANS	0	0	0	0	0	0	
10-46310-000	HWY MAINT & CONSTRUCTION	(50)	0	0	0	0	0	
10-46330-520	PARKING FEES	0	0	(55)	0	(117)	(200)	(60)
10-46414-530	CONTRIBUTED CAPITAL-DEVELOPERS	0	0	0	0	0	0	
10-46420-530	REF/RECYC SPEC CHARGE REVENUE	(342,794)	(363,505)	(370,193)	(368,309)	(374,829)	(383,388)	(390,000)
10-46435-530	DISPOSAL TAGS/RECYCLING BINS	0	(15)	0	0	0	0	
10-46720-550	PARK STORE REVENUE	(7,694)	(149)	0	(250)	0	(250)	(250)
10-46721-550	PICNIC TABLE REVENUE	(145)	(20)	(40)	(150)	0	(150)	(75)
10-46722-550	PARK SHELTER RENTAL REVENUE	(5,141)	(2,800)	(780)	(5,000)	(3,296)	(5,000)	(3,500)
10-46723-550	TAXABLE PARK STORE REVENUE	(2,752)	(9,026)	0	(9,000)	(4,961)	(9,000)	(5,000)
10-46750-550	SWIMMING POOL REVENUE	(46,372)	(9,280)	0	(10,000)	(1,375)	(10,000)	(9,000)
10-46751-550	TAXABLE SWIMMING POOL REVENUE	(5,896)	(34,544)	0	(40,000)	(18,225)	(35,000)	(35,000)
10-46752-550	FIELD LIGHTS REVENUE	0	0	0	0	0	0	

Fund 10 Revenues

Account Numbers	Account Titles	FY 2018	FY 2019	FY 2020	FY 2020	FY 2021	FY 2021	FY 2022
		Actual	Actual	Actual	Budget	Current	Budget	Budget
		12/31/2018	12/31/2019	12/31/2020	12/31/2020	12/31/2021	12/31/2021	12/31/2022
10-46753-550	BASEBALL REVENUE-YOUTH	(7,570)	(6,434)	0	(7,000)	(6,976)	(7,000)	(7,000)
10-46754-550	SOFTBALL REVENUE-YOUTH TRAVLNG	0	(28)	0	0	0	0	0
10-46755-550	A LEAGUE OF OUR OWN-YOUTH	0	0	0	0	0	0	0
10-46756-550	SOCCER REVENUE	(1,100)	(1,100)	0	(1,100)	0	(1,100)	0
10-46757-550	ATHLETIC FIELD RENTAL-NONYOUTH	0	0	0	0	0	0	0
10-46758-550	PRESSBOX/CONCESSION/SCOREBOX	0	0	0	(60)	0	(60)	0
10-46810-560	TREE REFORESTATION REVENUE	(2,475)	(1,947)	(1,080)	(2,500)	(1,140)	(4,600)	(1,600)
10-46842-100	COMMUNITY PLANNING REVENUE	0	0	0	0	0	0	0
10-46862-100	ENGINEERING P&D REVENUE	0	0	0	0	0	0	0
10-46882-100	ANNEX TAX COLLECTION	0	(671)	0	0	0	0	0
10-48030-512	INSUR DIVIDEND/AUDIT ADJ-COURT	(18)	(15)	(12)	0	(20)	0	0
10-48110-510	INT ON TEMP INVESTMENTS	(32,030)	(40,909)	(18,317)	(43,000)	(2,492)	(35,000)	(2,500)
10-48130-530	INT ON SPEC ASSESS/SPEC CHRGS	0	0	0	(400)	0	(400)	
10-48140-512	INSUR DIVIDEND/AUDIT ADJ-GEN	(96)	(84)	(66)	0	(112)	0	
10-48200-000	STORMWATER UTILITY OVERHEAD RE	0	0	0	0	0	0	
10-48200-510	RENT OF CITY PROPERTY	(32,925)	(33,900)	(32,925)	(32,925)	(22,925)	(32,925)	(32,925)
10-48200-512	INSUR DIVIDEND/AUDIT ADJ-POLIC	(6,214)	(5,365)	(4,057)	(3,500)	(5,733)	(4,500)	(5,200)
10-48201-512	INSUR DIVIDEND/AUDIT ADJ-PT PO	(339)	(334)	(277)	0	(360)	0	(300)
10-48300-000	SALE OF EQUIPMENT & PROPERTY	(300)	0	0	0	0	0	
10-48300-512	INSUR DIVIDEND/AUDIT ADJ-DPW	(2,153)	(1,920)	(1,480)	(1,200)	(2,060)	(1,500)	(1,800)
10-48310-512	INSUR DIVIDEND/AUDIT ADJ-RECYC	(587)	(592)	(560)	0	(849)	0	(580)
10-48320-512	INSUR DIVIDEND/AUDIT ADJ-PARK	(318)	(188)	(407)	0	(600)	0	(300)
10-48330-512	INSUR DIVIDEND/AUDIT ADJ-CDEV	(18)	(30)	(23)	0	(29)	0	
10-48340-512	INSUR DIVIDEND BUILDING INSPEC	0	(327)	0	0	0	0	
10-48400-000	INSURANCE RECOVERIES-GEN	0	0	0	0	0	0	
10-48500-000	DONATIONS	(100)	(600)	(350)	0	0	0	
10-48501-510	SENIOR CENTER DONATIONS	0	0	0	0	0	0	
10-48530-510	BIKE RODEO REVENUE	0	0	0	0	0	0	
10-48720-512	INSUR DIVIDEND/AUDIT ADJ-PARK	(779)	(703)	(540)	(200)	(815)	(200)	(670)
10-48725-512	INSUR DIVIDEND/AUDIT ADJ-PK ST	(65)	(59)	(46)	0	(65)	0	
10-48730-512	INSUR DIVIDEND/AUDIT ADJ-POOL	(614)	(539)	(414)	(200)	(591)	(200)	(200)
10-48735-512	INSUR DIVIDEND/AUDIT ADJ-BBALL	(456)	(11)	0	0	0	0	
10-48750-512	INSUR DIVIDEND/AUDIT ADJ-YOUTH	(13)	(11)	(9)	0	(11)	0	
10-48803-510	INTEREST ON INTERFUND LOAN	(3,449)	(3,457)	0	(3,200)	0	0	

Fund 10 Revenues

Account Numbers	Account Titles	FY 2018	FY 2019	FY 2020	FY 2020	FY 2021	FY 2021	FY 2022
		Actual	Actual	Actual	Budget	Current	Budget	Budget
		12/31/2018	12/31/2019	12/31/2020	12/31/2020	12/31/2021	12/31/2021	12/31/2022
10-48900-530	PUBLIC WORKS REVENUE	(143)	(657)	(4,997)	(100)	(870)	(100)	(400)
10-48900-550	MISC REVENUE (GF)	464	(6,004)	219	(500)	(1,568)	(500)	(500)
10-48901-550	YOUTH CENTER REVENUE	(9,088)	(12,986)	(3,063)	(10,500)	(1,444)	(8,500)	(3,000)
10-49221-000	TRANSFER FROM LIBRARY FUND	0	0	0	0	0	0	
10-49950-410	TID TRANSFERS	0	(5,500)	(13,250)	(13,250)	(18,250)	(18,250)	(19,450)
10-49950-510	TRANSFER FROM TIF #5	0	0	0	0	0	0	
10-49950-520	TRANSFER FROM EMS	0	0	0	0	0	0	
10-49999-990	FUND BALANCE APPLIED	0	0	0	0	0	(1,790)	(125,000)
		(3,470,552)	(3,639,071)	(3,515,033)	(3,631,110)	(2,623,059)	(3,671,727)	(4,197,171.89)

Government and Administration

Account Numbers	Account Titles	FY 2018	FY 2019	FY 2020	FY 2020	FY 2021	FY 2021	FY 2022
		Actual	Actual	Actual	Budget	Current	Budget	Budget
		12/31/2018	12/31/2019	12/31/2020	12/31/2020	12/31/2021	12/31/2021	12/31/2022
10-51010-110	COUNCIL SALARY	9,705	10,316	10,235	10,920	9,867	16,708	16,708
10-51010-150	COUNCIL FICA	743	790	783	835	755	1,278	1,278
10-51010-300	COUNCIL EXPENSES & SUPPLIES	4,674	2,660	2,456	2,500	1,161	2,500	2,500
10-51020-110	MAYOR SALARY & BENEFITS	4,225	4,228	4,239	4,200	2,713	4,158	4,158
10-51020-150	MAYOR FICA	323	324	324	321	208	318	318
10-51020-300	MAYOR EXPENSES	363	148	78	500	84	500	500
10-51040-210	LEGAL SERVICES	12,160	15,410	12,385	14,000	8,446	12,000	12,500
10-51070-210	ELECTION EQUIP MAINT/SUPPLIES	0	3,445	205	1,000	0	1,000	1,000
10-51070-300	CLERK ELECTION EXP	0	0	0	0	64	0	0
10-51090-210	ACCOUNTING/AUDITING	9,500	13,715	13,125	12,000	13,725	12,000	14,000
10-51100-210	ASSESSOR SERVICES	21,318	21,418	23,319	22,000	12,610	21,900	21,300
10-51100-310	ASSESSOR SUPPLIES	4	20	(199)	0	117	0	150
10-51110-110	FINANCE SALARY	122,067	105,291	96,269	93,490	57,449	83,677	86,596
10-51110-132	FINANCE DENTAL INSURANCE	2,516	2,424	1,560	2,001	1,253	1,747	2,475
10-51110-133	FINANCE HEALTH INSURANCE	35,903	31,450	23,304	24,405	14,905	23,458	23,255
10-51110-134	FINANCE INCOME CONTINUATION	0	0	0	388	0	325	366
10-51110-136	FINANCE LIFE INSURANCE	297	296	190	235	74	177	132
10-51110-138	FINANCE RETIREMENT	8,700	6,232	6,035	6,438	3,567	5,648	5,534
10-51110-150	FINANCE FICA	9,900	7,806	6,872	7,152	4,143	6,401	6,625
10-51110-180	RECOGNITION PROGRAM	0	0	183	500	101	550	550
10-51110-210	FINANCE PROFESSIONAL SERVICES	1,768	1,415	2,119	1,600	0	1,000	2,500
10-51110-250	FINANCE OFFICE EQUIP CONTRACTS	821	853	1,038	1,000	663	1,000	1,000
10-51110-251	FINANCE - IT MAINT & REPAIR	3,293	4,615	5,456	3,000	2,133	4,900	4,900
10-51110-252	FINANCE- IT EQUIP	900	2,987	0	500	70	500	2,500
10-51110-280	FINANCE CO TAX COLLECTION	1,393	1,406	1,904	1,500	1,890	1,500	1,900
10-51110-290	FINANCE PUBLISHING CONTRACT	8,100	8,100	8,100	8,100	5,400	8,100	8,100
10-51110-300	FINANCE ADMIN EXPENSE	933	866	885	750	2,030	750	900
10-51110-310	FINANCE OFFICE SUPPLIES & EXP	9,834	10,221	13,363	9,500	7,449	9,500	9,500
10-51110-330	FINANCE PROFESSIONAL DEV	5,687	8,763	3,815	12,000	1,599	9,500	10,000
10-51110-361	FINANCE COMMUNICATIONS	2,896	3,556	4,135	3,000	3,539	3,000	4,500
10-51110-370	FINANCE ELECTION EXPENSES	9,680	2,140	10,261	11,000	2,097	4,000	10,000
10-51110-512	FINANCE WORK COMP INS	274	305	284	325	78	325	214
10-51120-355	MUNICIPAL BUILDINGS	25,224	28,559	28,351	26,750	14,412	21,500	30,000
10-51140-150	CITIZEN COMMITTEE- FICA	350	321	239	360	317	360	360

Government and Administration

Account Numbers	Account Titles	FY 2018	FY 2019	FY 2020	FY 2020	FY 2021	FY 2021	FY 2022
		Actual	Actual	Actual	Budget	Current	Budget	Budget
		12/31/2018	12/31/2019	12/31/2020	12/31/2020	12/31/2021	12/31/2021	12/31/2022
10-51140-160	CITIZEN COMMITTEE STIPENDS	4,660	4,220	3,140	4,700	4,140	4,700	4,500
10-51140-180	RECOGNITION PROGRAM	(39)	488	0	1,000	0	1,000	0
10-51140-210	COMMUNITY WEB PAGE	229	450	1,125	0	0	0	1,200
10-51140-220	MANUFACTURING ASSESSMENT FEE	752	753	743	1,000	0	1,000	1,000
10-51140-251	SOFTWARE MAINT AGREEMENT	5,468	5,600	5,500	5,500	5,500	5,500	5,500
10-51140-285	DOG & CAT EXPENSE	4,801	4,459	4,379	4,700	2,969	4,700	4,500
10-51140-380	CONVERT FARMLAND PENALTY DIST	367	0	0	0	0	0	
10-51140-390	MISCELLANIOUS	0	0	0	150	150	150	
10-51140-392	GEN PUBLIC RELATIONS & ADVOCAC	0	15	744	1,000	0	1,000	750
10-51140-505	WEIGHTS AND MEASURES	1,600	1,600	1,600	1,600	1,600	1,600	1,600
10-51140-510	PROPERTY INSURANCE	2,372	2,452	2,507	2,400	626	2,400	2,880
10-51140-511	LIABILITY INSURANCE	1,561	1,531	1,749	1,669	471	1,753	1,700
10-51140-740	RESCINDED TAXES & TAX REFUNDS	0	25	0	0	0	0	
		335,323	321,670	302,799	305,989	188,373	284,082	309,948

Municipal Court

Account Numbers	Account Titles	FY 2018	FY 2019	FY 2020	FY 2020	FY 2021	FY 2021	FY 2022	FY 2022
		Actual	Actual	Actual	Budget	Current	Budget	DH Budget	Budget
		12/31/2018	12/31/2019	12/31/2020	12/31/2020	12/31/2021	12/31/2021	12/31/2022	12/31/2022
10-51030-110	MUNI COURT SALARY	28,749	28,969	26,897	26,989	18,392	27,303	27,918	27,918
10-51030-134	MUNI COURT INCOME CONTINUATION	0	0	0	0	0	0	50	50
10-51030-136	MUNICIPAL COURT LIFE INS	121	125	135	114	90	118	87	85
10-51030-138	MUNICIPAL COURT RETIREMENT	1,924	1,071	749	1,822	510	1,843	750	750
10-51030-150	MUNICIPAL COURT FICA	2,205	2,216	2,058	2,065	1,407	2,089	2,136	2,136
10-51030-210	PROFESSIONAL SERVICES	0	805	0	0	0	0		
10-51030-251	COURT IT MAINT & REPAIR	4,181	3,626	3,780	3,850	4,417	3,850	4,400	4,400
10-51030-252	COURT- IT EQUIP	0	285	0	0	0	0	0	0
10-51030-280	MUNI CT JAIL CONFINEMENT FEE	1,092	0	0	1,200	0	1,200	800	800
10-51030-281	MUNI COURT FINES/ASSESS	24,298	20,267	18,756	23,000	18,962	22,500	20,500	20,500
10-51030-300	MUNICIPAL COURT EXPENSES	3,118	4,936	3,244	3,700	4,835	3,700	4,200	4,200
10-51030-305	MUNICIPAL JUDICIAL SUBSTITUTE	0	200	0	300	0	300	300	300
10-51030-511	MUNI COURT LIABILITY INSURANCE	234	171	189	226	53	226	225	225
10-51030-512	MUNI COURT WORKERS COMP INS	49	54	51	58	14	58	40	40
		65,970	62,726	55,858	63,323	48,681	63,187	61,406	61,402
									64,450

10-51040-215	LEGAL SERVICES MUNI COURT	21,346	34,421	22,629	20,000	24,164	20,000	-	22,000
		87,315	97,147	78,487	83,323	72,845	83,187	61,406	83,402

Julie Roberts:
Entered by City
Treasurer Julie
Roberts

Police

Account Numbers	Account Titles	FY 2018	FY 2019	FY 2020	FY 2020	FY 2021	FY 2021	FY 2022	FY 2022
		Actual	Actual	Actual	Budget	Current	Budget	DH Budget	Budget
		12/31/2018	12/31/2019	12/31/2020	12/31/2020	12/31/2021	12/31/2021	12/31/2022	12/31/2022
10-52200-110	POLICE SALARY	660,218.71	682,190.71	722,690.59	724,867.97	535,032.00	758,435.08	832,804.33	776,866.68
10-52200-131	POLICE CLOTHING ALLOW	0.00	7,510.00	8,625.00	10,000.00	0.00	10,000.00	10,000.00	10,000.00
10-52200-132	POLICE DENTAL INS	10,543.76	10,829.58	10,358.17	12,252.45	7,687.34	10,146.36	14,522.04	12,801.12
10-52200-133	POLICE HEALTH INS	157,111.43	157,148.27	161,303.63	199,848.39	121,747.17	193,261.68	226,731.01	208,069.30
10-52200-134	POLICE INCOME CONT	0.00	0.00	0.00	3,104.03	0.00	3,248.37	3,571.51	3,330.98
10-52200-136	POLICE LIFE INS	897.46	1,648.14	1,010.58	950.11	744.18	986.83	1,112.54	1,048.03
10-52200-138	POLICE RETIREMENT	69,140.86	70,905.74	82,506.78	82,330.82	60,376.30	86,764.45	99,670.05	90,256.13
10-52200-150	POLICE FICA	49,966.61	50,458.88	54,078.82	55,452.40	39,043.87	58,020.28	63,709.53	59,430.30
10-52200-180	RECOGNITION PROGRAM POLICE	0.00	0.00	902.49	500.00	0.00	500.00	500.00	700.00
10-52200-205	Investigative Expenses	475.47	823.73	863.55	500.00	1,041.89	500.00	1,000.00	1,000.00
10-52200-210	PROFESSIONAL SERVICES	15,090.40	30,495.41	6,076.87	11,000.00	5,983.91	10,000.00	11,000.00	10,000.00
10-52200-251	POLICE - IT MAINT & REPAIR	6,769.67	8,373.75	11,359.73	10,750.00	7,737.28	12,750.00	13,000.00	13,000.00
10-52200-252	POLICE- IT EQUIP	1,807.00	319.00	3,778.70	4,860.00	104.97	6,860.00	6,000.00	6,000.00
10-52200-260	ACCREDITATION	275.91	1,885.31	1,864.95	1,000.00	650.00	1,000.00	1,000.00	1,000.00
10-52200-290	POLICE 911 SERVICE	2,723	783	-272	2,700	0	2,700	2,700	2,700
10-52200-310	POLICE OFFICE SUPPLIES	5,661	7,319	8,044	7,500	5,576	8,000	9,000	8,000
10-52200-330	POLICE PROFESSIONAL DEV	6,112	6,862	5,768	9,695	6,983	9,900	10,000	10,000
10-52200-331	POLICE AMMUNITION	1,236	88	1,406	3,500	1,803	3,500	3,500	3,500
10-52200-340	POLICE EQUIPMENT	5,941	4,381	4,264	6,015	4,719	6,015	6,500	6,500
10-52200-342	POLICE COMMISSION	290	731	675	500	75	500	500	500
10-52200-343	POLICE VEHICLE FUEL	12,878	12,994	9,716	13,350	9,524	13,350	13,500	13,500
10-52200-350	POLICE EQUIP MAINTENANCE	11,581	9,616	6,742	8,000	3,479	8,000	8,000	8,000
10-52200-355	POLICE BLDG MAINT	7,359	8,422	6,167	7,000	4,474	3,500	15,500	6,000
10-52200-360	POLICE BLDG UTILITIES EXPENSE	8,334	9,676	9,370	8,500	6,325	8,500	8,500	7,889
10-52200-361	POLICE COMMUNICATIONS	16,776	12,666	8,583	8,100	6,311	8,100	8,100	8,100
10-52200-380	POLICE BODY ARMOR	0	0	450	450	-10	2,000	500	500
10-52200-390	POLICE MISCELLANIOUS	13	1,146	388	500	338	500	500	500
10-52200-392	POLICE PUBLIC RELATIONS	0	0	1,011	1,000	630	1,000	1,000	1,000
10-52200-510	POLICE PROPERTY INSURANCE	1,656	1,815	2,325	1,688	131	1,700	1,700	1,700
10-52200-511	POLICE LIABILITY INSURANCE	3,995	4,096	4,256	2,886	1,929	3,000	3,000	3,000
10-52200-512	POLICE WORKERS COMP INSURANCE	17,046	15,815	12,535	14,242	3,576	14,866	14,827	14,827
10-52230-110	PT - POLICE SALARY	83,022	72,364	37,361	61,833	30,244	68,398	78,589	81,237
10-52230-132	PT - POLICE DENTAL INS	378	23	0	0	0	0	235	235
10-52230-133	PT - POLICE HEALTH INS	17,727	3,295	154	78	220	78	4,886	4,886
10-52230-134	PT - POLICE INCOME CONTINUATIO	0	0	0	0	0	0	100	111
10-52230-136	PT - POLICE LIFE INS	13	-1	0	0	0	0	61	63

Police

Account Numbers	Account Titles	FY 2018	FY 2019	FY 2020	FY 2020	FY 2021	FY 2021	FY 2022	FY 2022
		Actual	Actual	Actual	Budget	Current	Budget	DH Budget	Budget
		12/31/2018	12/31/2019	12/31/2020	12/31/2020	12/31/2021	12/31/2021	12/31/2022	12/31/2022
10-52230-138	PT - POLICE RETIREMENT	5,415	1,304	683	6,583	614	7,121	8,155	8,327
10-52230-150	PT - POLICE FICA	5,600	5,262	2,727	4,730	2,240	5,232	6,012	6,215
10-52230-512	PT - POLICE WORK COMP INS	1,171	981	940	1,040	310	1,289	1,300	1,330
		1,187,225	1,202,223	1,188,713	1,287,307	869,640	1,329,722	1,491,286	1,392,123

Fire and Inspection

Account Numbers	Account Titles	FY 2018	FY 2019	FY 2020	FY 2020	FY 2021	FY 2021	FY 2022
		Actual	Actual	Actual	Budget	Current	Budget	Budget
		12/31/2018	12/31/2019	12/31/2020	12/31/2020	6/30/2021	12/31/2021	12/31/2022
10-52210-209	FIRE DISTRICT CONTRIB-INTERGOV	15,243	17,587	18,145	15,500	0	17,600	17,000
10-52210-210	FIRE DISTRICT CONTRIBUTION	237,767	243,973	254,779	254,779	93,445	266,984	278,871
10-52210-340	PUBLIC FIRE PROT (HYDRANTS)	175,000	175,000	175,000	175,000	175,000	175,000	175,000
10-52240-110	BLDG INSPECTOR SALARY	46,138	49,865	48,794	50,856	23,921	52,396	54,470
10-52240-132	BLDG INSP DENTAL INS	421	357	365	362	154	362	377
10-52240-133	BLDG INSP HEALTH INS	6,167	5,923	6,297	6,157	3,068	6,515	6,938
10-52240-134	BLDG INSP INCOME CONT	0	0	0	219	0	225	234
10-52240-136	BLDG INSP LIFE INS	302	299	349	270	151	274	367
10-52240-138	BLDG INSP RETIREMENT	3,100	3,268	3,294	3,433	1,615	3,537	3,541
10-52240-150	BLDG INSP FICA	3,572	3,789	3,722	3,891	1,819	4,008	4,167
10-52240-210	BLDG INSP - PROFESSIONAL SERVI	2,864	1,320	120	2,500	0	2,500	2,500
10-52240-251	BLDG INSP - IT MAINT & REPAIR	201	454	758	250	311	500	500
10-52240-252	BLDG INSP- IT EQUIP	819	0	0	250	0	5,750	2,000
10-52240-300	BLDG INSP - MISC EXP	3,910	2,458	3,093	2,000	384	2,000	2,000
10-52240-330	BLDG INSP PROFESSIONAL DEVL	796	2,063	615	2,000	500	2,500	2,500
10-52240-361	BLDG INSP - COMMUNICATIONS	0	6	407	1,200	508	900	1,200
10-52240-512	BLDG INSP WORK COMP INS	1,706	1,664	1,233	1,403	348	1,446	1,462
		498,006	508,024	516,971	520,070	301,224	542,497	553,127

Public Works - Recycling - Fleet

Account Numbers	Account Titles	FY 2018	FY 2019	FY 2020	FY 2020	FY 2021	FY 2021	FY 2022	FY 2022
		Actual	Actual	Actual	Budget	Current	Budget	DH Budget	Budget
		12/31/2018	12/31/2019	12/31/2020	12/31/2020	12/31/2021	12/31/2021	12/31/2022	12/31/2022
10-53300-110	DPW SALARY	156,389	192,227	164,214	183,390	129,971	172,578	189,217	189,373
10-53300-130	DPW SAFETY AND PPE	0	1,660	1,858	2,000	2,000	2,000	2,000	2,000
10-53300-131	DPW CLOTHING ALLOWANCE	1,326	1,176	1,957	1,500	1,445	1,500	1,500	1,500
10-53300-132	DPW DENTAL INS	3,972	4,795	4,615	3,594	3,358	3,264	4,654	4,654
10-53300-133	DPW HEALTH INS	48,499	51,693	49,727	52,005	37,606	46,052	58,416	58,416
10-53300-134	DPW INCOME CONT	0	0	0	789	0	742	814	814
10-53300-136	DPW LIFE INS	221	322	230	349	193	363	207	207
10-53300-138	DPW RETIREMENT	9,755	11,022	11,202	12,379	8,462	11,649	12,299	12,309
10-53300-150	DPW FICA	11,923	14,349	12,307	14,029	9,729	13,202	14,475	14,487
10-53300-180	RECOGNITION PROGRAM PUBLIC WOR	0	0	465	500	238	500	500	300
10-53300-210	PROFESSIONAL SERVICES	653	1,331	636	1,500	4,738	1,500	1,500	1,500
10-53300-251	DPW - IT MAINT & REPAIR	698	0	1,814	500	50	500	500	500
10-53300-252	DPW - IT EQUIP	0	0	269	1,000	250	1,600	750	750
10-53300-280	DPW DRUG & ALCOHOL TESTING	418	194	320	525	546	525	550	700
10-53300-300	DPW STREET MAINT& REPAIRS	124,117	102,526	119,171	125,000	50,556	129,900	52,000	52,000
10-53300-303	DMV REGISTRATION USEAGE	0	0	0	0	0	0	98,000	98,000
10-53300-301	STREET TREE REMOVAL	808	8,922	10,662	5,000	6,485	6,500	5,000	5,000
10-53300-302	DE-ICING MATERIALS	0	43,737	17,663	32,000	409	24,900	31,000	31,000
10-53300-310	DPW OFFICE SUPPLIES & EXP	4,716	2,110	3,052	2,000	865	2,000	2,000	2,000
10-53300-330	DPW PROFESSIONAL DEVL	8,012	7,993	8,299	12,000	7,183	11,900	12,000	12,000
10-53300-340	DPW - TOOLS & EQUIP	1,759	1,699	1,671	2,000	104	2,000	2,000	2,000
10-53300-343	DPW VEHICLE FUEL	19,780	20,838	20,042	17,000	14,233	17,000	19,500	19,500
10-53300-355	DPW BLDG MAINT & SUPPLIES	10,481	1,396	2,590	3,500	3,119	3,500	3,500	3,500
10-53300-360	DPW BLDG UTILITIES EXP-HEAT, W	14,204	13,966	12,134	12,500	7,894	12,500	12,750	12,750
10-53300-361	DPW COMMUNICATIONS	5,104	7,574	3,344	4,100	3,832	4,000	3,500	3,290
10-53300-390	DPW MISC EXPENSE	0	374	261	500	984	500	500	500
10-53300-510	DPW PROPERTY INSURANCE	6,624	4,550	4,823	4,832	186	4,929	5,915	5,915
10-53300-511	DPW LIABILITY INSURANCE	6,622	7,977	8,239	5,488	6,358	5,488	7,600	7,600
10-53300-512	DPW WORKERS COMP INSURANCE	6,216	5,718	4,091	4,715	1,756	4,434	4,940	4,949
10-53300-891	DPW MAPPING	0	0	0	500	541	500	500	500
10-53310-110	RECYCLING SALARY	76,862	75,688	79,225	78,221	50,054	77,255	78,910	79,078
10-53310-132	RECYCLING DENTAL INS	1,773	1,457	1,913	1,301	914	1,200	1,660	1,660
10-53310-133	RECYCLING HEALTH INS	26,756	19,901	24,366	18,570	13,859	17,100	19,968	19,968
10-53310-134	RECYCLING INCOME CONT	0	0	0	275	0	262	270	271
10-53310-136	RECYCLING LIFE INS	78	58	89	140	36	134	68	68
10-53310-138	RECYCLING RETIREMENT	4,943	3,876	5,064	4,350	3,000	4,162	4,084	4,095

Public Works - Recycling - Fleet

Account Numbers	Account Titles	FY 2018	FY 2019	FY 2020	FY 2020	FY 2021	FY 2021	FY 2022	FY 2022
		Actual	Actual	Actual	Budget	Current	Budget	DH Budget	Budget
		12/31/2018	12/31/2019	12/31/2020	12/31/2020	12/31/2021	12/31/2021	12/31/2022	12/31/2022
10-53310-150	RECYCLING FICA	5,826	5,656	5,888	5,984	3,724	5,910	6,037	6,049
10-53310-290	Recycling & Refuse Collection	265,396	272,404	279,766	270,703	163,134	251,900	260,000	260,000
10-53310-300	RECYCLING EXPENSE	459	1,138	2,123	500	0	500	500	500
10-53310-310	RECYCLING ADVERT & PROMOTIONS	0	0	0	0	0	1,500	500	500
10-53310-512	RECYCLING WORK COMP INS	2,344	2,354	1,729	1,987	460	1,911	1,898	1,898
10-53310-513	CAPITAL OUTLAY FOR RECYCLING	0	0	0	0	0	15,000		
10-53420-300	DPW FLEET MAINTENANCE	37,186	36,659	28,532	29,000	11,885	25,000	23,500	23,500
10-53470-300	DPW STREET LIGHTING EXP	62,002	67,596	63,648	61,000	36,722	61,000	63,200	63,200
		925,920	994,939	957,999	977,225	586,880	948,859	1,008,682	1,008,802

Health and Human Services

Account Numbers	Account Titles	FY 2018	FY 2019	FY 2020	FY 2020	FY 2021	FY 2021	FY 2022
		Actual	Actual	Actual	Budget	Current	Budget	Budget
		12/31/2018	12/31/2019	12/31/2020	12/31/2020	12/31/2021	12/31/2021	12/31/2022
10-54600-720	AWARE AGENCY	10,000	10,000	10,000	10,000	10,000	10,000	10,000
10-54600-721	CREEKSIDE MEMBERSHIP	0	0	0	150	0	150	150
10-54600-722	BASE PROGRAM	0	0	0	1,000	0	1,000	1,000
10-54620-210	SENIOR CITIZENS PROGRAM	4,500	4,500	4,500	4,500	3,000	4,500	4,500
10-54620-212	SENIOR TRANS & SERVICES	23,110	23,110	23,110	23,110	15,407	23,110	23,110
10-55750-110	YOUTH CENTER SALARY	16,564	18,224	11,887	20,209	995	20,663	21,126
10-55750-150	YOUTH CENTER FICA	1,279	1,394	410	1,546	76	1,581	1,616
10-55750-210	YOUTH CENTER PROF SERVICES	273	235	188	0	219	0	250
10-55750-300	YOUTH CENTER OPER EXPENSE	12,165	13,217	2,417	13,500	3,207	13,400	13,300
10-55750-355	YOUTH CNTR REPAIRS& MAINT/BLDG	4,824	4,035	2,675	6,000	5,536	5,000	5,000
10-55750-510	YOUTH CENTER PROPERTY INS	34	35	237	33	43	33	40
10-55750-511	YOUTH CENTER LIABILITY INS	465	338	375	452	102	452	425
10-55750-512	YOUTH CENTER WORK COMP INS	36	32	25	28	7	29	28
		73,251	75,119	55,824	80,528	38,592	79,918	80,546

Park Maintenance - Pool/Park Store - Baseball

Account Numbers	Account Titles	FY 2018	FY 2019	FY 2020	FY 2020	FY 2021	FY 2021	FY 2022	FY 2022
		Actual	Actual	Actual	Budget	Current	Budget	DH Budget	Budget
		12/31/2018	12/31/2019	12/31/2020	12/31/2020	12/31/2021	12/31/2021	12/31/2022	12/31/2022
10-55720-110	PARK MAINT SALARY	71,822	68,814	69,163	71,857	46,586	72,375	73,973	73,973
10-55720-131	PARK MAINT CLOTHING ALLOW	124	187	134	300	0	300	300	300
10-55720-132	PARK MAINT DENTAL INS	1,789	1,576	1,641	1,757	1,067	1,721	1,721	1,721
10-55720-133	PARK MAINT HEALTH INS	21,145	17,495	19,163	19,668	13,152	19,992	21,256	21,256
10-55720-134	PARK MAINT INCOME CONT	0	0	0	259	0	254	260	260
10-55720-136	PARK MAINT LIFE INS	232	258	289	172	187	165	100	100
10-55720-138	PARK MAINT RETIREMENT	4,221	3,712	4,001	4,060	2,547	3,990	3,927	3,927
10-55720-150	PARK MAINT FICA	5,701	5,105	5,165	5,497	3,479	5,537	5,659	5,659
10-55720-180	RECOGNITION PROGRAM PARKS	0	0	33	200	72	200	200	50
10-55720-300	PARK MAINT EXPENSES	23,215	16,169	22,669	24,000	14,331	23,900	24,000	24,000
10-55720-320	LAKE LEOTA FISH STOCKING	5,000	5,022	4,896	5,000	0	5,000	5,000	5,000
10-55720-330	PARKS PROFESSIONAL DEVL	0	0	383	0	0	0	0	0
10-55720-340	PARK PLAYGROUND EQUIPMENT	333	0	0	0	0	0	0	0
10-55720-343	PARKS FUEL	0	2,811	1,761	2,500	987	2,000	2,000	2,000
10-55720-351	PARKS - IT MAINT AND REPAE	0	229	0	250	0	600	500	500
10-55720-352	PARKS - IT EQUIP	0	0	0	250	250	250	150	150
10-55720-360	PARK UTILITIES EXPENSE	9,732	12,115	4,155	9,000	8,273	9,000	9,000	9,000
10-55720-361	PARKS COMMUNICATION EXPENSE	0	0	0	100	184	100	500	500
10-55720-362	BALLFIELD LIGHTING EXP	3,816	4,175	2,491	4,000	2,989	3,000	3,000	3,000
10-55720-510	PARK PROPERTY INSURANCE	2,076	2,147	2,167	1,300	176	1,300	2,520	2,520
10-55720-511	PARK LIABILITY INSURANCE	852	564	537	452	289	452	600	600
10-55720-512	PARK WORKERS COMP INSURANCE	2,264	2,257	1,694	1,927	480	1,997	1,985	1,985
10-55720-720	CITY CELEBRATION/EVENTS	0	610	0	750	0	750		
10-55730-110	SWIMMING POOL SALARY	59,611	46,774	325	51,845	38,470	53,014	54,203	54,203
10-55730-138	SWIMMING POOL RETIREMENT	0	0	0	88	0	90	0	0
10-55730-150	SWIMMING POOL FICA	4,560	3,578	5	3,966	2,889	4,056	4,147	4,147
10-55730-251	SWIMMING POOL - IT MAINT & REP	0	0	0	0	0	0	0	0
10-55730-300	SWIMMING POOL EXPENSES	23,338	32,886	1,407	22,000	15,590	22,000	22,000	22,000
10-55730-350	POOL/PARK STORE MAINT EXPENSES	6,565	11,711	1,825	7,000	1,187	7,000	7,000	7,000
10-55730-510	SWIMMING POOL PROPERTY INS	748	773	622	736	32	736	883	883
10-55730-511	POOL LIABILITY INSURANCE	1,239	929	997	1,127	327	1,127	1,352	1,352
10-55730-512	POOL WORKERS COMP INSURANCE	1,739	1,635	1,256	1,431	352	1,463	1,455	1,455
10-55740-110	PARK STORE SALARY	3,960	3,238	0	5,556	2,770	5,681	5,811	5,811
10-55740-150	PARK STORE FICA	303	248	0	425	212	435	445	445

Park Maintenance - Pool/Park Store - Baseball

Account Numbers	Account Titles	FY 2018	FY 2019	FY 2020	FY 2020	FY 2021	FY 2021	FY 2022	FY 2022
		Actual	Actual	Actual	Budget	Current	Budget	DH Budget	Budget
		12/31/2018	12/31/2019	12/31/2020	12/31/2020	12/31/2021	12/31/2021	12/31/2022	12/31/2022
10-55740-300	PARK STORE EXPENSES	11,879	9,490	785	10,500	5,214	10,500	10,500	10,500
10-55740-512	PARK STORE WORK COMP INS	191	182	134	153	38	157	156	156
10-55760-110	BASEBALL SALARY	3,583	2,659	2,096	1,890	9	0	500	500
10-55760-150	BASEBALL FICA	149	199	158	145	1	0	181	0
10-55760-300	BASEBALL/RECREATON EXPENSES	5,623	4,651	214	6,000	5,680	5,200	5,200	5,200
10-55760-512	BASEBALL WORK COMP INS	0	0	0	0	0	0	3	0
		275,811	263,183	151,345	266,160	167,824	264,341	270,487	270,153

Economic and Community Development

Account Numbers	Account Titles	FY 2018	FY 2019	FY 2020	FY 2020	FY 2021	FY 2021	FY 2022
		Actual	Actual	Actual	Budget	Current	Budget	Budget
		12/31/2018	12/31/2019	12/31/2020	12/31/2020	12/31/2021	12/31/2021	12/31/2022
10-56820-210	PROFESSIONAL SERVICES	275	7,000	0	4,500	1,173	4,500	4,500
10-56820-300	ECONOMIC DEVELOPMENT EXP	3,318	217	2,569	6,000	32	5,900	5,900
10-56820-305	MEMBERSHIP DUES	0	432	473	500	2,500	3,000	3,000
10-56820-400	PLAN IMPLEMENTATION	158	0	0	2,000	0	1,000	1,000
10-56820-410	ECONOMIC DEVELOPMENT MARKETING	0	2,610	1,000	1,000	0	5,000	5,000
10-56820-420	PRINT MATERIALS	418	154	0	1,000	0	1,000	1,000
10-56820-720	BLDG IMPROVEMENT GRANT FUND EC	3,600	2,400	2,400	2,400	2,000	3,000	3,000
10-56840-110	COMMUNITY DEVELOP SALARY	53,979	49,900	62,451	50,471	28,564	66,408	70,993
10-56840-132	COMMUNITY DEVELOP DENTAL INS	1,235	1,273	1,132	1,119	382	1,119	1,354
10-56840-133	COMMUNITY DEVELOP HEALTH INSUR	14,058	12,196	12,526	12,272	4,433	12,973	18,153
10-56840-134	COMMUNITY DEVELOP INCOME CONT	0	0	0	217	0	222	305
10-56840-136	COMMUNITY DEVELOP LIFE INSUR	48	47	49	43	17	44	63
10-56840-138	COMMUNITY DEVELOP RETIREMENT	3,439	2,945	4,120	3,407	1,833	4,483	4,615
10-56840-150	COMMUNITY DEVELOP FICA	4,177	3,762	4,749	3,861	2,632	5,080	5,431
10-56840-210	PROFESSIONAL SERVICES	3,231	2,937	4,721	5,000	3,812	5,000	5,000
10-56840-240	GIS DATA	0	0	0	0	0	1,000	500
10-56840-251	COMM DEVL - IT MAINT & REPAIR	317	461	900	250	433	500	500
10-56840-252	COMM DEVL - IT EQUIP	2,668	0	0	1,500	0	1,500	2,000
10-56840-300	COMMUNITY DEVELOP EXPENSES	3,220	2,088	4,446	3,500	1,868	3,500	3,500
10-56840-330	COMMUNITY DEVL PROFESSIONAL DE	115	5,442	988	5,000	2,196	5,000	5,000
10-56840-342	BOARD OF APPEALS EXP	2	80	0	400	0	250	250
10-56840-512	COMMUNITY DEVL WORK COMP INS	96	80	64	70	22	92	96
10-56840-891	COMM DEV MAPPING	0	0	0	500	34	1,000	1,000
10-56860-210	ENGINEERING - PLANNING & DEV	0	0	680	0	214	0	0
10-56880-300	HISTORIC PRESERVATION EXP	466	1,405	697	1,500	386	2,000	2,500
10-56880-340	TREE REFORESTATION EXP	2,436	5,548	5,349	4,000	1,312	5,600	5,600
		97,256	100,978	109,313	110,509	53,842	139,171	150,260

Tourism

Account Numbers	Account Titles	FY 2018	FY 2019	FY 2020	FY 2020	FY 2021	FY 2021	FY 2022	FY 2022
		Actual	Actual	Actual	Budget	Current	Budget	DH Budget	Budget
		12/31/2018	12/31/2019	12/31/2020	12/31/2020	12/31/2021	12/31/2021	12/31/2022	12/31/2022
11-41110-000	GENERAL PROPERTY TAXES	0	0	0	0	0	0		0
11-41240-000	ROOM TAX	-20,716	-14,700	-8,516	-16,000	-6,754	-8,000	-11,000	-11,000
11-48500-000	DONATIONS	-1,000	0	0	0	0	0		
11-49999-990	FUND BALANCE APPLIED	0	0	0	-8,800	0	-13,000	-8,700	-8,700
11-56820-210	PROFESSIONAL SERVICES	1,800	800	630	3,950	475	2,560	2,250	2,250
11-56820-300	TOURISM EXPENSE	8,227	6,300	3,400	7,500	4,258	12,640	12,250	12,250
11-56820-410	ECONOMIC DEVELOPMENT MARKETING	1,528	3,041	5,509	13,350	655	5,800	5,200	5,200
		-10,160	-4,559	1,023	0	-1,367	0	0	0

As of 06/31/2021 Tourism has fund equity of \$50,757.02

We are estimating \$11,000 in room tax revenue for 2022.

2022 Expense Detail		
11-56820-210	Professional services fee: photography	\$ 450
11-56820-210	Professional services fee: contractor for brochure distribution	\$ 600
11-56820-210	Professional services fee: contractor for online projects	\$ 900
11-56820-210	Professional services fee: graphic design	\$ 300
11-56820-300	Community Events Advertising: Art Crawl, 4th of July, Pokemon, Ladies Night Out, Oktoberfest, Olde Fashioned Christmas, Cruise Nights	\$ 5,000
11-56820-300	Enhancing the visitor experience (downtown flower project)	\$ 1,850
11-56820-300	Enhancing the visitor experience (downtown beautification project)	\$ 5,000
11-56820-300	Creekside Place Rental Fee	\$ 300
11-56820-300	County Fair participation	\$ 100
11-56820-410	Social media advertising	\$ 1,800
11-56820-410	Rock County Tourism guidebook advertising	\$ 1,000
11-56820-410	Evansville community marketing and advertising	\$ 900
11-56820-410	Discover Evansville brochure printing	\$ 1,500

\$ 19,700

Housing Revolving Loan Fund

Account Numbers	Account Titles	FY 2018	FY 2019	FY 2020	FY 2020	FY 2021	FY 2021	FY 2022
		Actual	Actual	Actual	Budget	Current	Budget	Budget
		12/31/2018	12/31/2019	12/31/2020	12/31/2020	12/31/2021	12/31/2021	12/31/2022
12-46700-100	STATE GRANTS	-	(135,229)	-	-	-	-	
12-46700-510	ECONOMIC DEVL REVENUE	(280,000)	-	(831)	-	(450)	-	
12-46700-511	INTEREST EARNED	-	-	-	(2,800)	-	(1,400)	
12-48110-510	INT ON TEMP INVESTMENTS	(351)	(5,858)	(2,447)	-	(200)	-	(150)
12-56700-210	HOUSING ADMIN SERVICES	-	-	1,329	20,000	-	20,000	20,000
12-56700-211	HOUSING PROF SERVICES-CAPITAL	-	-	-	10,000	5,671	10,000	10,000
12-56700-821	HOUSING CAPITAL IMPROVEMENT	-	-	-	112,800	56,435	112,800	120,000
		(280,351)	(141,087)	(1,949)	140,000	61,456	141,400	149,850

Fund Balance as of 07/31/2021 is \$361,781

EMS

Account Numbers	Account Titles	FY 2018	FY 2019	FY 2020	FY 2020	FY 2021	FY 2021	FY 2022	FY 2022
		Actual	Actual	Actual	Budget	Current	Budget	DH Budget	Budget
		12/31/2018	12/31/2019	12/31/2020	12/31/2020	12/31/2021	12/31/2021	12/31/2022	12/31/2022
20-41110-520	GEN PROPERTY TAXES (CITY)	(102,480)	(102,863)	(102,863)	(102,863)	(102,863)	(102,863)	(116,275)	(116,275)
20-43520-520	ACT 102 REVENUES-AIDS & TRAINI	(3,699)	(3,841)	(4,016)	(4,000)	-	(4,000)	(4,000)	(4,000)
20-43521-520	ACT 102 REVENUES-EMT-BASIC TRA	(1,122)	(1,979)	(1,742)	-	-	-		
20-46230-520	EMS SERVICE CHARGE	(378,072)	(390,298)	(373,820)	(400,000)	(397,947)	(392,000)	(391,000)	(406,000)
20-47324-520	TOWNSHIP SERVICE AGREEMENT	(61,820)	(64,701)	(64,701)	(64,701)	(64,701)	(64,701)	(64,701)	(64,701)
20-48110-510	INT ON TEMP INVESTMENTS	(4,311)	(3,398)	(1,378)	-	(93)	-	(100)	(100)
20-48220-512	INSUR DIVIDEND/AUDIT ADJ-EMS	(2,731)	(2,385)	(1,815)	(1,800)	(2,442)	(1,900)	(2,000)	(2,000)
20-48900-520	MISC REVENUE	(320)	-	-	(1,800)	-	(500)		
20-49100-570	PROCEEDS FROM NOTES ISSUANCE	(100,000)	-	-	-	-	-		
20-49999-990	FUND BALANCE APPLIED	-	-	-	-	-	(1,099)	(63,000)	(63,000)
20-52220-110	EMS SALARY	177,135	183,690	186,274	201,878	141,376	207,452	213,389	213,652
20-52220-131	EMS CLOTHING & CLEANING	-	3,950	2,109	4,000	-	4,000	4,000	4,000
20-52220-132	EMS DENTAL INS	239	226	245	1,239	264	1,277	436	436
20-52220-133	EMS HEALTH INS	4,390	4,753	4,403	4,785	4,201	6,101	5,119	5,119
20-52220-134	EMS INCOME CONTINUATION	-	-	-	192	-	201	210	211
20-52220-135	EMS LENGTH OF SERV AWARD PR	6,996	6,992	-	7,000	6,920	7,000	7,000	7,000
20-52220-136	EMS LIFE INS	1,890	28	33	212	18	210	82	82
20-52220-137	EMS LIFE AND ACCIDENT POLICY	-	1,858	1,858	-	1,866	-	1,900	1,900
20-52220-138	EMS RETIREMENT	4,098	4,342	4,564	4,627	3,248	4,852	3,167	3,184
20-52220-150	EMS FICA	13,637	14,014	14,143	15,444	10,760	15,870	16,324	16,344
20-52220-180	RECOGNITION PROGRAM	-	313	-	1,000	294	1,000	1,000	650
20-52220-210	EMS PROFESSIONAL SERVICES	2,329	599	499	500	599	500	500	500
20-52220-251	EMS - IT MAINT & REPAIR	1,328	1,688	1,834	2,000	2,151	2,000	2,000	2,000
20-52220-252	EMS - IT EQUIP	-	-	-	-	809	5,000	5,000	5,000
20-52220-295	EMS ADMIN SERVICES - BILLING	23,890	25,788	23,553	26,000	20,497	28,000	28,000	28,000
20-52220-310	EMS OFFICE SUPPLIES	1,455	1,387	1,801	2,000	899	2,000	2,000	2,000
20-52220-330	EMS PROFESSIONAL DEVL	7,957	2,226	4,273	12,000	1,737	12,000	12,000	12,000
20-52220-340	EMS MED SUPPLIES & EQUIP	10,474	16,061	17,075	15,000	4,603	15,000	15,000	15,000
20-52220-341	EMS MED EQUIP MAINT	530	879	3,308	5,000	60	5,000	5,000	5,000
20-52220-343	EMS AMBULANCE FUEL	5,711	5,350	3,786	6,000	3,146	6,000	6,000	6,000
20-52220-350	EMS AMBULANCE MAINTENANCE	9,407	10,599	4,217	10,000	8,350	10,000	10,000	10,000
20-52220-355	EMS BUILDING MAINT & REPAIRS	3,181	10,638	4,313	6,000	1,926	6,000	6,000	6,000
20-52220-361	EMS COMMUNICATIONS	5,641	4,667	5,533	9,000	7,996	7,500	7,500	7,500
20-52220-362	EMS UTILITIES	6,436	5,669	4,509	6,000	2,880	6,000	6,000	6,000

EMS

Account Numbers	Account Titles	FY 2018	FY 2019	FY 2020	FY 2020	FY 2021	FY 2021	FY 2022	FY 2022
		Actual	Actual	Actual	Budget	Current	Budget	DH Budget	Budget
		12/31/2018	12/31/2019	12/31/2020	12/31/2020	12/31/2021	12/31/2021	12/31/2022	12/31/2022
20-52220-380	EMS ACT 102 EXPENSES-AIDS & TR	-	-	-	4,000	-	4,000	4,000	4,000
20-52220-510	EMS PROPERTY INSURANCE	2,326	2,585	3,396	2,400	48	2,400	2,880	2,880
20-52220-511	EMS LIABILITY INSURANCE	5,446	6,690	7,925	5,400	2,813	5,400	7,500	7,500
20-52220-512	EMS WORKERS COMP INSURANCE	7,654	6,601	6,649	7,600	1,828	7,600	5,661	5,661
20-52220-520	PRINCIPAL DEBT PAYMENT	-	25,000	25,000	25,000	25,000	25,000	25,000	25,000
20-52220-620	INTEREST DEBT PAYMENT	-	2,117	1,455	2,400	577	2,400	289	289
20-52220-640	Transfer to Capital Projects	310,263	-	29,471	30,000	-	-	63,000	63,000
20-52220-740	EMS BAD DEBT EXPENSE	45,008	56,860	53,203	42,000	47,241	42,000	50,000	50,000
20-52220-741	Medicare/Medicaid Write Offs	112,303	114,374	116,043	125,000	151,715	125,000	130,000	140,000
20-55220-800	MISC EXPENSE	-	1,147	-	-	-	-		-
20-55220-900	EMS INTEREST ON ADVANCE	602	610	-	300	-	300		-
		115,772	(47,767)	(18,862)	8,813	(114,225)	(0)	4,881	(169)

Cemetery

Account Numbers	Account Titles	FY 2018	FY 2019	FY 2020	FY 2020	FY 2021	FY 2021	FY 2022	FY 2022
		Actual	Actual	Actual	Budget	Current	Budget	DH Budget	Budget
		12/31/2018	12/31/2019	12/31/2020	12/31/2020	12/31/2021	12/31/2021	12/31/2022	12/31/2022
22-41110-540	TAXES	(71,704)	(84,863)	(89,236)	(89,236)	(86,910)	(86,910)	(89,477)	(89,477)
22-46541-540	LOT SALES REVENUE	(9,225)	(6,075)	(12,975)	(9,225)	(11,450)	(9,225)	(10,000)	(10,000)
22-46542-540	INTERMENT RECEIPTS	(16,150)	(19,000)	(25,700)	(16,150)	(22,150)	(20,550)	(25,000)	(25,200)
22-48110-510	INT ON TEMP INVESTMENTS	(1,453)	(2,280)	(779)	-	(62)	-	(50)	(50)
22-48110-540	INTEREST INCOME	-	-	-	(400)	-	(400)	-	-
22-48200-540	MISCELLANEOUS RENT	(1,515)	(1,515)	(1,515)	(1,515)	(758)	(1,515)	(1,515)	(1,515)
22-48640-512	INSUR DIVIDEND/AUDIT ADJ-CEMET	(814)	(740)	(568)	-	(817)	-	(500)	(500)
22-49999-990	FUND BALANCE APPLIED	-	-	-	-	-	-	(17,500)	(17,500)
22-54640-110	CEMETERY SALARY	71,833	73,710	72,457	75,622	50,153	77,916	84,273	84,435
22-54640-131	CEMETERY CLOTHING ALLOWANCE	149	-	-	150	-	150	300	300
22-54640-132	CEMETERY DENTAL INS	607	660	793	578	519	542	690	690
22-54640-133	CEMETERY HEALTH INS	10,429	9,510	10,788	10,373	7,913	10,172	11,666	11,666
22-54640-134	CEMETERY INCOME CONT	-	-	-	275	-	278	304	305
22-54640-136	CEMETERY LIFE INS	293	286	297	301	216	311	392	392
22-54640-138	CEMETERY RETIREMENT	4,227	4,154	4,393	5,104	2,917	5,259	4,596	4,607
22-54640-150	CEMETERY FICA	5,558	5,585	5,508	5,785	3,795	5,961	6,447	6,459
22-54640-180	RECOGNITION PROGRAM	-	-	83	100	-	100	100	50
22-54640-210	PROFESSIONAL SERVICES	816	656	-	-	-	-	-	-
22-54640-343	CEMETERY FUEL	-	3,549	1,894	2,200	1,650	2,200	2,300	2,300
22-54640-350	CEMETERY MAINT EXP	9,355	14,182	10,344	10,500	7,307	10,500	10,500	10,500
22-54640-360	CEMETERY UTILITIES EXPENSE	1,297	1,397	1,044	1,000	840	1,000	1,000	1,000
22-54640-361	CEMETERY COMMUNICATION EXPENSE	-	471	471	1,200	270	800	500	500
22-54640-510	CEMETERY PROPERTY INSURANCE	644	651	707	593	6	593	712	712
22-54640-511	CEMETERY LIABILITY INSURANCE	1,072	1,472	1,510	813	537	813	813	813
22-54640-512	CEMETERY WORKERS COMP INS	2,384	2,263	1,699	1,932	482	2,005	1,999	1,999
22-54640-513	CEMETERY UNEMPLOYMENT INSURANC	-	-	-	-	-	-	-	-
22-55700-640	TRANSFER TO CAPITAL PROJECTS	-	-	-	-	-	-	17,500	17,500
22-54640-660	TRANSFER TO TRUST FUND	-	-	-	-	-	-	-	-
		7,978	4,073	(18,787)	(0)	(45,541)	(0)	50	(14)

Library

Account Numbers	Account Titles	FY 2018	FY 2019	FY 2020	FY 2020	FY 2021	FY 2021	FY 2022	FY 2022
		Actual	Actual	Actual	Budget	Current	Budget	DH Budget	Budget
		12/31/2018	12/31/2019	12/31/2020	12/31/2020	12/31/2021	12/31/2021	12/31/2022	12/31/2022
21-41110-550	GENERAL CITY APPROPRIATIONS	(255,598)	(277,011)	(283,991)	(283,991)	(292,671)	(292,671)	(298,524)	(298,524)
21-43720-550	COUNTY GRANT	(60,007)	(61,298)	(66,214)	(65,810)	(62,372)	(62,372)	(67,627)	(67,627)
21-43800-550	OTHER GRANTS & AIDS	-	-	(2,000)	-	-	-		
21-43900-550	LSTA GRANT FROM ALS	(2,484)	(1,205)	(2,659)	-	(1,760)	-		
21-46710-550	LIBRARY BOOK SALES	(310)	(191)	(184)	(90)	(93)	(190)	(100)	(100)
21-46711-550	LIBRARY COPIER REVENUES	(3,282)	(3,312)	(1,238)	(2,863)	(1,167)	(3,300)	(1,485)	(1,485)
21-46712-550	LIBRARY FINES	(4,412)	(4,048)	(2,340)	(4,273)	(684)	(4,200)	(1,200)	(1,200)
21-46713-550	OTHER RECEIPTS	(11,709)	(11,887)	(12,165)	(9,263)	(12,880)	(11,507)	(13,333)	(13,333)
21-46714-550	TEEN ADVISORY BOARD DONATIONS	-	(133)	-	-	-	-		
21-48110-510	INT ON TEMP INVESTMENTS	(18,464)	(4,330)	(1,334)	-	(240)	-		
21-48110-550	INTEREST INCOME	(1,975)	(717)	-	-	-	-		
21-48500-550	LIBRARY GIFTS	(302,470)	(145,022)	(130,286)	-	-	-		
21-48700-512	INSUR DIVIDEND/AUDIT ADJ-LIBRA	(110)	(96)	(74)	-	(126)	-		
21-49999-990	FUND BALANCE APPLIED	-	-	-	(8,900)	-	(16,358)		(10,570)
21-55700-110	LIBRARY SALARIES	170,665	173,085	169,600	182,968	125,504	199,996	202,278	202,430
21-55700-132	LIBRARY DENTAL INS	2,081	2,363	2,746	1,344	1,760	1,783	3,442	3,442
21-55700-133	LIBRARY HEALTH INS	34,992	34,351	43,065	43,152	28,002	44,754	44,736	44,736
21-55700-134	LIBRARY INCOME CONT	-	-	-	771	-	816	643	643
21-55700-136	LIBRARY LIFE INS	253	153	80	660	50	663	289	289
21-55700-138	LIBRARY RETIREMENT	9,696	8,375	8,183	11,748	5,834	13,017	9,721	9,721
21-55700-150	LIBRARY FICA	12,024	12,217	12,131	13,721	8,999	15,300	15,474	15,486
21-55700-180	RECOGNITION PROGRAM	-	-	286	300	160	300	300	300
21-55700-190	TEEN ADVISORY BOARD DONATON	-	-	-	-	164	-		
21-55700-210	LIBRARY PROFESSIONAL SERVICES	-	-	-	-	-	-		
21-55700-250	LIBRARY COPIER LEASE/MAINT	1,238	103	(29)	-	-	-		
21-55700-251	LIBRARY- IT MAINT & REPAIR	19,411	24,647	15,378	20,000	18,072	19,000	19,000	19,000
21-55700-252	LIBRARY - IT EQUIP	1,514	1,152	1,743	1,500	1,275	1,500	2,000	2,000
21-55700-280	LIBRARY OUTSIDE SERVICES	-	-	29	-	-	-		
21-55700-310	LIBRARY OFFICE SUPPLIES	2,592	2,393	2,202	2,500	741	2,500	2,500	2,500
21-55700-311	LIBRARY BOOK PROCESS SUPPLIES	1,848	2,276	1,316	2,000	1,398	2,000	2,000	2,000
21-55700-312	LIBRARY COPIER SUPPLIES	3,104	1,451	1,465	2,000	1,118	2,000	2,000	2,000
21-55700-313	LIBRARY POSTAGE	335	392	367	600	208	450	400	400
21-55700-330	LIBRARY PROFESSIONAL DEVL	1,493	1,461	747	2,500	198	2,500	2,500	2,500
21-55700-355	BLDG MAINTENANCE & REPAIR	10,207	23,721	38,408	22,830	11,928	17,000	17,000	17,000
21-55700-361	LIBRARY COMMUNICATIONS	3,380	4,502	3,106	3,500	2,072	3,500	3,500	3,500

Library

Account Numbers	Account Titles	FY 2018	FY 2019	FY 2020	FY 2020	FY 2021	FY 2021	FY 2022	FY 2022
		Actual	Actual	Actual	Budget	Current	Budget	DH Budget	Budget
		12/31/2018	12/31/2019	12/31/2020	12/31/2020	12/31/2021	12/31/2021	12/31/2022	12/31/2022
21-55700-362	LIBRARY UTILITIES	9,823	14,483	12,059	11,000	6,616	11,000	11,000	11,000
21-55700-363	LIBRARY FUEL	4,140	6,471	4,185	4,400	2,772	5,000	5,000	5,000
21-55700-371	LIBRARY ADULT BOOKS	21,474	21,031	22,055	22,000	13,303	22,000	22,000	22,000
21-55700-372	LIBRARY CHILDREN'S BOOKS	10,086	9,683	11,414	11,000	6,353	11,000	12,000	12,000
21-55700-373	LIBRARY REFERENCE BOOKS	1,809	1,910	3,342	3,300	3,342	3,300	3,300	3,300
21-55700-374	LIBRARY - PERIODICALS	3,680	3,754	4,102	3,990	3,913	4,000	3,300	3,300
21-55700-376	LIBRARY PROGRAMMING SUPPLIES	3,795	3,931	4,879	3,000	2,039	3,000	3,500	3,500
21-55700-385	LIBRARY GRANT EXPENDITURES	2,918	747	4,874	-	2,229	-		
21-55700-389	CASH SHORT & OVER	(40)	(92)	(37)	-	3	-		
21-55700-390	LIBRARY ADVERTISING & PROMOS	691	255	120	300	129	200	200	200
21-55700-510	LIBRARY PROPERTY INSURANCE	2,695	2,447	3,450	2,783	257	2,783	4,140	4,140
21-55700-511	LIBRARY LIABILITY INSURANCE	938	700	808	957	232	957		
21-55700-512	WORKERS COMPENSATION INSURANCE	309	343	310	366	67	277	452	452
21-55700-640	TRANSFER TO CAPITAL PROJECTS	350,000	352,703	9,175	-	-	-		
		26,329	201,761	(120,926)	-	(123,257)	0	10,406	(0)

TID 5

Account Numbers	Account Titles	Interim Rate						
		FY 2018	FY 2019	FY 2020	FY 2020	FY 2021	FY 2021	FY 2022
		Actual	Actual	Actual	Budget	Current	Budget	Budget
		12/31/2018	12/31/2019	12/31/2020	12/31/2020	12/31/2021	12/31/2021	12/31/2022
25-41110-000	GENERAL PROPERTY TAXES	-	-	-	-	-	-	-
25-41120-570	TIF #5 INCREMENT	(114,525)	(187,083)	(237,889)	(236,188)	(281,927)	(271,726)	(282,000)
25-43430-000	STATE AID	(1,593)	(2,495)	(7,607)	(5,975)	(12,571)	(12,718)	(5,975)
25-43531-520	State 80/20 Enhancement Grant	-	-	-	-	-	-	-
25-43531-530	EAGER BUILDING RESTOR CDBG	-	-	-	-	-	-	-
25-48110-510	INT ON TEMP INVESTMENTS	(706)	(399)	(456)	-	-	-	-
25-48150-570	DEVELOPMENT AGREEMENT REVENUE	(7,270)	(6,515)	(3,286)	(12,230)	(9,627)	(3,000)	(6,000)
25-48500-000	DONATIONS	(175,000)	-	-	-	-	-	-
25-49100-530	Proceeds from Long-term Debt	-	-	-	-	-	-	-
25-49270-000	TRANSFER IN	-	-	(5,629)	(5,629)	(26,000)	(26,000)	(26,000)
25-49999-990	Fund Balance Applied	-	-	-	-	-	-	-
25-57900-210	Professional Services	7,298	3,596	5,665	1,000	1,710	5,000	5,000
25-57900-801	Land Acquisition/Right of Way	-	-	-	-	125,322	125,000	-
25-57900-802	Landscaping	-	-	-	-	-	-	-
25-57900-847	BRIDGE REPLACEMENT	-	-	-	-	-	-	-
25-57900-850	Sewer & Water Construction	-	-	-	-	-	-	-
25-57900-860	Road Construction	-	-	-	-	-	-	-
25-57950-210	ADMINISTRATIVE SERVICES	1,169	2,720	4,180	4,000	7,166	7,000	7,150
25-57950-600	DEBT SERVICE	76,353	167,470	164,250	164,250	156,340	156,340	148,315
25-57950-751	DEVELOPMENT ASSISTANCE	280,000	-	-	-	19,032	13,759	25,000
25-57960-600	TRANSFERS OUT	-	-	-	-	-	-	-
25-58940-620	INTEREST & INTERFUND PAYMENT	-	-	-	90,000	-	-	-
		65,726	(22,707)	(80,773)	(772)	(20,557)	(6,345)	(134,510)

TID 6

Account Numbers	Account Titles	Interim Rate						
		FY 2018	FY 2019	FY 2020	FY 2020	FY 2021	FY 2021	FY 2022
		Actual	Actual	Actual	Budget	Current	Budget	Budget
		12/31/2018	12/31/2019	12/31/2020	12/31/2020	6/30/2021	12/31/2021	12/31/2022
26-41110-000	GENERAL PROPERTY TAXES	-	-	-	-	-	-	-
26-41120-570	TIF #6 INCREMENT	(67,596)	(73,439)	(110,980)	(110,186)	(117,680)	(113,422)	(118,000)
26-41820-000	OMITTED TAX	-	-	-	-	-	-	-
26-43430-000	STATE AID	(529)	(1,052)	(9,351)	(8,809)	(16,962)	(17,651)	(8,809)
26-46120-000	SPEC ASSESS REV	-	-	-	-	-	-	-
26-46882-100	ANNEX TAX COLLECTION	-	-	-	-	-	-	-
26-48110-510	INTEREST INCOME	(695)	(976)	(284)	(695)	(19)	(695)	(25)
26-48110-540	INTEREST ON ADVANCE	-	-	-	-	-	-	-
26-48150-570	DEVELOPMENT AGREEMENT REVENUE	(12,351)	(7,000)	(20,461)	(11,000)	(9,640)	-	-
26-48500-000	DONATIONS	-	-	-	-	-	-	-
26-49100-570	PROCEEDS FROM LONG TERM DEBT	-	-	-	-	-	-	-
26-49270-000	TRANSFER IN	-	-	-	-	-	-	-
26-49999-990	Fund Balance Applied	-	-	-	-	-	-	-
26-57900-210	Professional Services	-	500	625	500	-	500	650
26-57900-802	Landscaping -Drainage	-	-	-	-	-	-	-
26-57900-850	Sewer & Water Construction	-	-	-	-	-	-	-
26-57900-855	Storm Sewer/Pond	-	-	-	-	-	-	-
26-57900-860	Road Construction	-	-	-	-	-	-	-
26-57900-885	Electric Construction	-	-	-	-	-	-	-
26-57950-210	ADMINISTRATIVE SERVICES	1,650	1,650	2,150	2,000	3,150	3,000	3,150
26-57950-600	DEBT SERVICE	70,356	68,398	72,598	72,598	71,948	71,948	76,248
26-57950-610	TRANSFER OUT TO CAPITAL	-	-	-	-	-	-	-
26-57950-710	ANNEX TAX REIMBURSEMENT	-	-	-	-	-	-	-
26-57950-751	Development Assistance	-	-	40,786	39,000	41,456	31,679	45,000
26-57960-600	TRANSFER OUT	-	-	-	-	-	-	-
26-58940-620	INTEREST	-	-	-	-	-	-	-
		(9,165)	(11,919)	(24,918)	(16,592)	(27,746)	(24,641)	(1,786)

TID 7

Interim Rate

Account Numbers	Account Titles	FY 2018	FY 2019	FY 2020	FY 2020	FY 2021	FY 2021	FY 2022
		Actual	Actual	Actual	Budget	Current	Budget	Budget
		12/31/2018	12/31/2019	12/31/2020	12/31/2020	6/30/2021	12/31/2021	12/31/2022
27-41110-000	GENERAL PROPERTY TAXES	-	-	-	-	-	-	-
27-41120-570	TIF #7 INCREMENT	(52,817)	(27,152)	(35,561)	(35,307)	(49,652)	(47,855)	(50,000)
27-41210-000	CONVERT FARMLAND TAX PENALTY	-	-	-	-	-	-	-
27-43430-000	STATE AID	(3,580)	(4,065)	(42,263)	(38,597)	(76,648)	(80,462)	(38,597)
27-46120-000	SPEC ASSESS REV	-	-	-	-	-	-	-
27-46415-570	DEVELOPER REIMBURSEMENT	-	-	-	-	-	-	-
27-46882-100	ANNEX TAX COLLECTION	-	-	-	-	-	-	-
27-48110-510	INTEREST INCOME	(953)	(650)	(91)	(500)	(15)	(500)	(75)
27-48110-540	INTEREST ON ADVANCE	-	-	-	-	-	-	-
27-48130-530	INT SPEC ASSESS & SPEC CHARGES	-	-	-	(241)	-	(121)	-
27-48200-510	RENT - MISC REVENUE	(1,500)	(1,500)	(1,500)	-	(1,500)	-	(1,500)
27-49100-570	PROCEEDS FROM LONG TERM DEBT	-	-	-	-	-	-	-
27-49999-990	Fund Balance Applied	-	-	-	-	-	-	-
27-57900-210	Professional Services	-	500	395	500	-	500	500
27-57900-802	Landscaping	-	-	-	-	-	-	-
27-57900-840	Sewer Lift Station	-	-	-	-	-	-	-
27-57900-850	Sewer & Water Construction	-	-	-	-	-	-	-
27-57900-855	Storm Sewer/Pond	-	-	-	-	-	-	-
27-57900-860	Road Construction	-	-	-	-	-	-	-
27-57900-885	Electric Construction	-	-	-	-	-	-	-
27-57950-210	ADMINISTRATIVE SERVICES	150	1,650	6,150	6,000	6,150	6,000	6,150
27-57950-380	CONVERT FARMLAND PENALTY DIST	-	-	-	-	-	-	-
27-57950-600	DEBT SERVICE	62,913	65,525	64,150	64,150	63,050	63,050	66,900
27-57950-710	ANNEX TAX REIMBURSEMENT	-	-	-	-	-	-	-
27-57950-751	Development Assistance	-	-	-	-	-	-	-
27-57960-600	TRANSFER OUT	-	-	-	-	-	-	-
27-58940-620	INTEREST	-	-	-	-	-	-	-
		4,213	34,309	(8,721)	(3,995)	(58,614)	(59,388)	(16,622)

TID 8

Account Numbers	Account Titles	Interim Rate						
		FY 2018	FY 2019	FY 2020	FY 2020	FY 2021	FY 2021	FY 2022
		Actual	Actual	Actual	Budget	Current	Budget	Budget
		12/31/2018	12/31/2019	12/31/2020	12/31/2020	12/31/2021	12/31/2021	12/31/2022
28-41120-570	TIF #8 INCREMENT	(77,874)	(87,238)	(53,764)	(53,379)	(59,744)	(57,582)	(60,000)
28-43430-000	STATE AID	(1,574)	(2,199)	(1,685)	(2,161)	(1,612)	(1,170)	(73)
28-46120-000	SPEC ASSESS REV	-	-	-	-	-	-	-
28-48110-510	INTEREST INCOME	(2,345)	(705)	(192)	-	(12)	-	-
28-48150-570	DEVELOPMENT AGREEMENT REVENUE	(2,993)	-	-	(4,251)	(21,123)	(23,285)	(22,000)
28-49100-570	PROCEEDS FROM LONG TERM DEBT	-	-	-	-	-	-	-
28-49999-990	Fund Balance Applied	-	-	-	-	-	-	-
28-57900-210	Professional Services	-	500	250	500	735	500	500
28-57900-802	Landscaping	-	-	-	-	-	-	-
28-57900-840	Sewer Lift Station	-	-	-	-	-	-	-
28-57900-850	Sewer & Water Construction	-	-	-	-	-	-	-
28-57900-855	Storm Sewer/Pond	-	-	-	-	-	-	-
28-57900-860	Road Construction	-	-	-	-	-	-	-
28-57900-885	Electric Construction	-	-	-	-	-	-	-
28-57950-210	ADMINISTRATIVE SERVICES	380	770	900	750	2,400	2,250	2,400
28-57950-600	DEBT SERVICE	53,821	52,912	52,912	52,912	52,913	52,913	52,912
28-57950-751	Development Assistance	-	-	-	-	-	-	-
28-57960-600	TRANSFER OUT	175,000	-	5,629	5,629	26,000	26,000	26,000
28-58940-620	INTEREST	-	-	-	-	-	-	-
		144,415	(35,959)	4,050	0	(443)	(374)	(261)

TID 9

Interim Rate

Account Numbers	Account Titles	FY 2018	FY 2019	FY 2020	FY 2020	FY 2021	FY 2021	FY 2022
		Actual	Actual	Actual	Budget	Current	Budget	Budget
		12/31/2018	12/31/2019	12/31/2020	12/31/2020	6/30/2021	12/31/2021	12/31/2022
29-41120-570	TIF #9 INCREMENT	-	-	(7,222)	(7,170)	(43,935)	(42,345)	(52,600)
29-43430-000	STATE AID	-	-	-	-	-	-	-
29-46120-000	SPEC ASSESS REV	-	-	-	-	-	-	-
29-48110-510	INTEREST INCOME	-	(20)	(108)	-	(8)	-	-
29-48150-570	DEVELOPMENT AGREEMENT REVENUE	-	-	-	-	-	-	-
29-49100-570	PROCEEDS FROM LONG TERM DEBT	-	-	-	-	-	-	-
29-49270-000	TRANSFER IN	-	-	-	(45,000)	-	-	-
29-49999-990	Fund Balance Applied	-	-	-	-	-	-	-
29-57900-210	Professional Services	14,989	-	-	-	-	-	-
29-57900-802	Landscaping	-	-	-	-	-	-	-
29-57900-840	Sewer Lift Station	-	-	-	-	-	-	-
29-57900-850	Sewer & Water Construction	-	-	-	15,000	-	-	-
29-57900-855	Storm Sewer/Pond	-	-	-	30,000	-	-	-
29-57900-860	Road Construction	-	-	-	-	-	-	-
29-57900-885	Electric Construction	-	-	-	-	-	-	-
29-57950-210	ADMINISTRATIVE SERVICES	1,000	150	650	500	150	-	600
29-57950-600	DEBT SERVICE	-	-	-	-	-	-	-
29-57950-751	DEVELOPMENT ASSISTANCE	-	-	7,222	6,034	43,937	42,345	52,000
29-57960-600	TRANSFER OUT	-	-	-	-	-	-	-
29-58940-620	INTEREST	-	-	-	-	-	-	-
		15,989	130	542	(636)	144	-	-

Debt Service

Account Numbers	Account Titles	FY 2018	FY 2019	FY 2020	FY 2020	FY 2021	FY 2021	FY 2022
		Actual	Actual	Actual	Budget	Current	Budget	Budget
		12/31/2018	12/31/2019	12/31/2020	12/31/2020	7/31/2021	12/31/2021	12/31/2022
30-41110-580	TAXES	(336,032.00)	(585,687.00)	(613,279.00)	(613,278.97)	(573,284.00)	(573,284.00)	(820,878.02)
30-42000-000	SPEC ASSESS/SPEC CHRGS	(25,725.17)	(72,816.29)	(33,869.64)	(13,000.00)	-	(13,000.00)	
30-48110-510	INT ON TEMP INVESTMENTS	(1,756.40)	(4,851.77)	(3,687.56)	-	(98.40)	-	
30-48130-530	INT SPEC ASSESS & SPEC CHARGES	(2,743.32)	(2,852.12)	(4,642.84)	(800.00)	(228.21)	(800.00)	(2,000.00)
30-48900-000	MISC REVENUES	(8,523.11)	(21,364.41)	-	-	-	-	
30-49100-580	PROCEEDS FROM LONG-TERM DEBT	(1,575,000.00)	(615,000.00)	-	-	-	-	
30-49241-580	TRANSFER FROM TIFS	(263,443.00)	(354,305.03)	(353,910.03)	(353,910.03)	(344,251.00)	(344,251.00)	(344,375.03)
30-49999-990	FUND BALANCE APPLIED	-	-	-	(30,000.00)	-	(30,000.00)	
30-58940-210	PROFESSIONAL SERVICES	95.00	2,890.00	2,700.00	-	800.00	-	1,000.00
30-58940-610	PRINCIPAL PAYMENT	2,082,328.39	1,390,519.72	832,638.14	832,638.00	813,525.89	816,543.00	1,003,871.93
30-58940-620	INTEREST PAYMENTS	110,029.37	234,366.90	178,351.25	178,351.00	92,814.60	144,792.00	162,381.12
30-58940-630	DEBT ISSUANCE COST	73,723.50	1,200.00	400.00	-	-	-	
30-58940-650	TRANSFER TO CAPITAL PROJ FUND	-	-	14,485.00	-	-	-	
		52,953	(27,900)	19,185	-	(10,721)	-	-

Capital Improvement Projects (borrowing/reserves)

Account Numbers	Account Titles	FY 2018	FY 2019	FY 2020	FY 2020	FY 2021	FY 2021	FY 2022
		Actual	Actual	Actual	Budget	Current	Budget	Budget
		12/31/2018	12/31/2019	12/31/2020	12/31/2020	12/31/2021	12/31/2021	12/31/2022
40-41110-570	PROPERTY TAX LEVY	(159,900.00)	(203,100.00)	(159,105.00)	(159,105.00)	(228,821.00)	(228,821.00)	
40-43420-000	EXPENDITURE RESTRAINT GRANT	-	(39,583.84)	(53,741.16)	(53,741.00)	(47,678.76)	(47,679.00)	
40-43530-570	GRANTS/INCENTIVES/AID	(12,000.00)	-	(18,295.00)	(18,295.00)	(7,160.00)	(15,000.00)	
40-46130-570	SIDEWALK SPEC ASSESS REVENUE	-	(2,090.96)	(101.80)	(2,500.00)	-	(2,000.00)	
40-48110-510	INT ON TEMP INVESTMENTS	(22,959.31)	(9,365.04)	(1,605.17)	-	(132.05)	-	
40-48110-570	INTEREST INCOME	(1,809.71)	(2,187.67)	(490.09)	-	(42.20)	-	
40-48300-570	SALE OF CITY PROPERTY	(12,694.95)	(27,250.37)	(9,350.00)	(9,350.00)	(5,000.00)	(1,800.00)	
40-48501-650	Donations	(349,967.50)	(1,100.00)	(100.00)	-	(113.00)	-	
40-49100-570	PROCEEDS FROM NOTES ISSUANCE	(4,105,000.00)	(175,000.00)	-	-	(2,265,000.00)	(12,503,900.00)	(11,513,295.00)
40-49200-570	TRANSFER FROM OTHER FUNDS	(310,263.26)	(352,703.09)	(34,424.20)	(29,471.00)	-	-	(80,500.00)
40-49950-700	Transfer from W&L	-	-	-	(3,750.00)	-	(66,250.00)	
40-49999-990	FUND BALANCE APPLIED	-	-	-	(20,250.00)	-	(16,000.00)	(347,514.94)
40-52200-821	Police Building Improvements	60,161.44	5,021.22	9,141.33	10,000.00	11,875.00	40,000.00	
40-52200-830	Police Vehicle Purchase	-	76,608.96	9.99	-	55,370.88	59,900.00	
40-52200-840	Police Equipment Purchase	29,669.62	21,736.46	21,271.47	21,271.00	81,975.25	84,900.00	
40-52220-821	EMS Building Improvements	-	-	-	-	-	-	20,000.00
40-52220-830	EMS Vehicle Purchase	256,892.00	(9,002.00)	-	-	-	-	
40-52220-840	EMS Equipment Purchase	53,371.26	-	29,471.20	-	-	-	43,000.00
40-53300-003	CONTRA DPW BUILDINGS & GROUNDS	-	-	(242.60)	-	-	-	
40-53300-802	DPW Landscaping/Sidewalk Prog	43,332.55	76,304.56	33,536.66	33,537.00	24,179.49	75,000.00	
40-53300-803	DPW TREE REMOVAL	44,212.27	8,038.73	(689.09)	-	-	-	
40-53300-821	DPW BUILDINGS AND GROUNDS	-	145,898.81	14,938.84	12,000.00	13,046.68	375,000.00	274,514.94
40-53300-840	DPW Equipment Purchase	183,250.51	114,808.85	211,095.27	211,095.00	175,640.04	227,750.00	24,000.00
40-53300-860	DPW Road Construction	330,412.86	375,440.97	47,869.21	47,869.00	487,239.20	796,000.00	680,795.00
40-54640-803	Cemetery Improvements	3,293.00	8,389.29	184.25	-	-	-	35,000.00
40-54640-840	Cemetery Equipment Purchase	15,000.00	599.00	-	-	-	-	
40-55700-821	Library Building Improvements	3,206,968.60	265,479.43	4,412.00	-	-	-	
40-55700-840	Library Equipment Purchase	-	4,679.00	-	-	-	-	
40-55720-803	Park Improvements	23,533.00	2,739.13	-	13,000.00	4,750.00	3,700,000.00	3,800,000.00
40-55720-821	PARK BLDG IMPROVEMENTS	-	44,285.30	7,261.30	2,000.00	18,460.00	15,000.00	
40-55720-840	PARK EQUIP PURCHASE	15,167.00	399.00	-	-	-	-	
40-55720-890	Park Planning & Mapping	15,388.89	2,834.76	-	-	-	-	
40-55730-803	POOL Improvements	-	17,886.20	53,636.72	53,637.00	4,858.50	7,350,000.00	6,991,000.00
40-55730-840	POOL Equipment Purchase	907.60	-	-	-	-	-	
40-57960-821	City Hall Building Improvement	378.81	(82.05)	-	-	-	-	
40-57960-822	ENERGY EFFICIENCY PROJECTS	-	10,515.00	-	7,500.00	-	27,000.00	
40-57960-823	Sale of City Property	-	-	-	-	-	-	
40-57960-824	PROPERTY ACQUISITION/SERVICES	74.03	60,000.00	9,389.21	16,000.00	-	16,000.00	
40-57960-830	CITY HALL BUILDING	27,099.14	4,863.13	5,635.68	3,050.00	1,060.00	49,900.00	48,000.00
40-57960-833	CITY TECH AND COMMUNICATION	-	-	12,132.96	12,946.00	-	-	
40-57960-840	GENERAL EQUIP AND VEHICLE	500.00	22,892.00	-	-	-	-	
40-57960-880	PARK LAND ACQUISITION	-	350.00	-	-	-	-	

Capital Improvement Projects (borrowing/reserves)

Account Numbers	Account Titles	FY 2018	FY 2019	FY 2020	FY 2020	FY 2021	FY 2021	FY 2022
		Actual	Actual	Actual	Budget	Current	Budget	Budget
		12/31/2018	12/31/2019	12/31/2020	12/31/2020	12/31/2021	12/31/2021	12/31/2022
40-57960-890	COMPREHENSIVE PLAN	-	-	-	-	-	25,000.00	25,000.00
40-57960-891	MAPPING	1,515.00	3,082.50	8,318.75	2,000.00	-	-	
40-57960-892	OTHER STUDIES, SERVICES, PLANS	-	-	-	-	25,466.36	40,000.00	
		(663,467.15)	451,387.28	190,160.73	149,443.00	(1,609,520.41)	-	-

Capital Improvement Projects (levy)

Account Numbers	Account Titles	FY 2018	FY 2019	FY 2020	FY 2020	FY 2021	FY 2021	FY 2022	FY 2022
		Actual	Actual	Actual	Budget	Current	Budget	DH Budget	Budget
		12/31/2018	12/31/2019	12/31/2020	12/31/2020	12/31/2021	12/31/2021	12/31/2022	12/31/2022
43-41110-570	PROPERTY TAX LEVY	159,900.00	203,100.00	159,105.00	159,105.00	228,821.00	228,821.00	(369,800.00)	(109,850.00)
43-42422-002	TRANSFER FROM OTHER	0	0	0	0	0	0		(125,000.00)
43-52200-821	POLICE BUILDING IMPROVEMENTS	0	0	0	0	0	0		14,000.00
43-52200-830	POLICE VEHICLE PURCHASE	0	0	0	0	0	0	45,000.00	60,000.00
43-52200-840	LEVY POLICE EQUIPMENT	0	0	0	0	0	0	48,650.00	40,500.00
43-53300-802	LEVY SIDEWALK REPAIR/REPLACEME	0	0	0	0	0	0	75,000.00	75,000.00
43-53300-840	LEVY DPW EQUIPMENT	0	0	0	0	0	0	55,350.00	7,350.00
43-54640-840	LEVY CEMETERY EQUIP PURCHASE	0	0	0	0	0	0	40,000.00	-
43-55720-840	LEVY PARK EQUIP PURCHASE	0	0	0	0	0	0	48,000.00	15,000.00
43-57960-833	LEVY CITY TECH & COMMUNICATION	0	0	0	0	0	0	58,000.00	23,000.00

Sewer

Account Numbers	Account Titles	FY 2018	FY 2019	FY 2020	FY 2020	FY 2021	FY 2021	FY 2022	FY 2022
		Actual	Actual	Actual	Budget	Current	Budget	DH Budget	Budget
		12/31/2018	12/31/2019	12/31/2020	12/31/2020	12/31/2021	12/31/2021	12/31/2022	12/31/2022
60-46408-530	Industrial Sewer Fees	(27,209.88)	(33,571.66)	(33,379.87)	(34,000.00)	(25,035.06)	(34,000.00)	(34,104.00)	(34,104.00)
60-46409-530	Outside Muni Sewer Fees	(127.28)	(148.88)	(134.27)	(250.00)	(95.70)	(250.00)	(150.00)	(150.00)
60-46410-530	RESIDENTIAL SEWER FEES	(835,649.69)	(1,015,973.88)	(1,125,399.81)	(1,052,918.61)	(900,664.82)	(1,280,127.09)	(1,170,087.24)	(1,170,087.24)
60-46411-530	COMMERCIAL SEWER FEES	(161,832.91)	(205,963.96)	(200,040.02)	(204,000.00)	(155,865.92)	(259,514.59)	(204,868.50)	(204,868.50)
60-46412-530	MISC OPERATING REVENUE	(6,003.13)	(7,093.94)	(1,131.44)	(4,000.00)	(2,736.34)	(4,000.00)	(2,000.00)	(2,000.00)
60-46413-530	SEWER NEW CONNECT HOOK UP FEE	(54,075.00)	(67,400.00)	(52,200.00)	(45,000.00)	(36,000.00)	(30,000.00)	(42,000.00)	(42,000.00)
60-46414-530	CAPITAL CONTRIBUTIONS-SEWER	-	-	-	-	-	-	-	-
60-47341-530	Public Authorities Sewer Fees	(28,445.73)	(33,797.49)	(25,324.27)	(35,500.00)	(24,260.55)	(35,500.00)	(35,000.00)	(35,000.00)
60-47412-530	WIND TURBINE	(12,977.38)	(23,375.29)	(21,098.84)	(19,800.00)	(18,320.83)	(19,800.00)	(21,500.00)	(21,500.00)
60-47413-530	MISC REVENUE	-	(11,881.71)	(325.20)	-	-	-	-	-
60-48110-510	INT ON TEMP INVESTMENTS	(8,871.25)	(19,306.56)	(8,153.90)	(16,000.00)	(809.53)	(12,000.00)	(1,000.00)	(1,000.00)
60-48110-530	INTEREST ON BORROWINGS	(14,707.00)	(20,477.01)	(6,045.49)	(21,000.00)	(734.87)	(15,000.00)	(4,000.00)	(4,000.00)
60-48300-530	Sale of WWTP Equipment	-	-	(35,231.00)	-	-	-	-	-
60-48500-512	INSUR DIVIDEND/AUDIT ADJ-WWTP	(1,299.00)	(1,152.20)	(884.27)	-	(1,273.52)	-	-	-
60-48501-512	INSUR DIVIDEND/AUDIT ADJ-SEWER	(295.00)	(215.07)	(95.67)	-	(192.07)	-	-	-
60-48900-530	MISC REVENUE	-	(12,743.29)	-	-	-	-	-	-
60-49000-000	GRANT REVENUE	-	-	(3,974.00)	-	-	-	-	-
60-49100-530	PROCEEDS FROM LONG TERM DEBT	-	(2,539,557.25)	(28,942.00)	-	-	(1,086,000.00)	(1,378,722.00)	(1,378,722.00)
60-49100-531	CONTRA PROCEEDS LONG TERM DEBT	-	2,539,557.25	28,942.00	-	-	-	-	-
60-49200-100	DNR REPLACEMENT FUND DEPOSITS	-	-	-	(43,170.00)	-	(43,170.00)	(43,170.00)	(43,170.00)
60-49991-000	RETAINED EARNINGS APPLIED	-	-	-	-	-	-	(126,504.99)	(126,504.00)
60-52540-010	DNR REPLACEMENT FUND DEPOSITS	-	-	-	43,170.00	-	43,170.00	43,170.00	43,170.00
60-53500-003	CONTRA SEWER EXPENSE	-	-	-	-	-	-	-	-
60-53500-110	WWTP SALARY	90,932.16	106,735.00	123,464.11	146,944.76	95,375.82	173,350.27	140,766.50	142,306.64
60-53500-131	WWTP CLOTHING ALLOWANCE	238.50	228.60	379.95	1,000.00	-	1,000.00	600.00	600.00
60-53500-132	WWTP DENTAL INS	1,867.82	1,897.52	1,710.94	3,174.11	1,685.11	3,968.18	2,323.45	2,323.45
60-53500-133	WWTP HEALTH INS	24,915.30	26,677.54	29,898.58	36,310.54	26,201.21	47,645.01	38,054.90	38,054.90
60-53500-134	WWTP INCOME CONT	-	-	-	284.51	-	398.17	516.13	522.75
60-53500-136	WWTP LIFE INS	102.75	113.55	144.87	183.74	123.41	263.06	180.09	180.22
60-53500-138	WWTP RETIREMENT	5,798.33	6,564.22	9,060.37	9,779.25	6,391.20	11,543.19	8,838.78	8,938.89
60-53500-150	WWTP FICA	6,818.91	8,002.56	9,317.80	11,241.27	7,137.09	13,261.30	10,748.89	10,886.46
60-53500-160	Compensated Absences Expense	-	-	-	-	-	-	-	-
60-53500-180	RECOGNITION PROGRAM	81.79	120.33	29.96	250.00	244.73	250.00	250.00	50.00
60-53500-210	WWTP PROFESSIONAL SERVICES	12,838.20	14,206.65	15,853.01	5,000.00	12,613.12	8,000.00	10,000.00	10,000.00
60-53500-211	WWTP PROF SERVICES - CIP	11,454.45	-	20,861.87	-	-	-	-	-
60-53500-214	WWTP LABORATORY SERVICES	9,098.22	8,215.74	6,546.33	5,000.00	5,238.50	5,000.00	5,000.00	7,500.00
60-53500-215	SLUDGE HAULING	52,740.52	23,835.30	19,600.00	30,000.00	14,045.00	17,000.00	15,500.00	15,500.00
60-53500-251	WWTP IT MAINT & REPAIR	2,340.71	3,265.37	5,077.22	1,000.00	2,203.28	2,000.00	2,000.00	2,000.00
60-53500-252	WWTP IT EQUIP	-	-	-	-	350.00	500.00	500.00	500.00
60-53500-295	WWTP ACCOUNTING & COLLECTIONS	-	-	-	4,000.00	2.56	16,500.00	5,000.00	5,000.00
60-53500-310	WWTP GEN OFFICE SUPPLIES & EXP	831.50	748.33	1,846.87	1,000.00	618.12	1,000.00	1,000.00	1,000.00
60-53500-330	WWTP PROFESSIONAL DEVL	4,037.23	3,488.96	2,115.00	6,000.00	2,544.99	6,000.00	6,000.00	6,000.00
60-53500-340	WWTP GENERAL PLANT SUPPLIES	6,408.54	20,926.92	13,320.75	10,000.00	11,084.49	12,000.00	12,500.00	12,500.00
60-53500-343	WWTP FUEL	-	-	1,396.72	2,000.00	748.95	2,000.00	1,750.00	1,750.00

Sewer

Account Numbers	Account Titles	FY 2018	FY 2019	FY 2020	FY 2020	FY 2021	FY 2021	FY 2022	FY 2022
		Actual	Actual	Actual	Budget	Current	Budget	DH Budget	Budget
		12/31/2018	12/31/2019	12/31/2020	12/31/2020	12/31/2021	12/31/2021	12/31/2022	12/31/2022
60-53500-355	WWTP PLANT MAINT & REPAIR	19,404.34	39,202.61	20,346.87	20,000.00	18,783.51	22,000.00	22,000.00	22,000.00
60-53500-361	WWTP COMMUNICATIONS	3,273.90	1,852.82	3,316.73	2,500.00	2,392.41	3,000.00	3,100.00	3,100.00
60-53500-362	WWTP ELECTRIC/WATER EXP	50,293.74	62,527.66	54,179.67	55,000.00	37,551.34	55,000.00	56,000.00	56,000.00
60-53500-363	WWTP NATURAL GAS EXP	2,509.96	4,413.61	3,477.36	4,500.00	2,775.16	4,500.00	4,750.00	4,750.00
60-53500-390	WWTP MISCELLANEOUS EXP	18,445.86	-	528.84	4,500.00	414.67	4,000.00	1,200.00	1,200.00
60-53500-391	WWTP READING & COLLECTION EXP	4,290.40	3,603.00	3,719.00	4,000.00	-	16,500.00	4,500.00	4,500.00
60-53500-392	WWTP PUBLIC REALATIONS AND ADV	-	-	-	500.00	-	500.00	500.00	500.00
60-53500-510	WWTP PROPERTY INSURANCE	8,898.44	7,561.94	8,662.97	7,400.00	746.81	7,400.00	8,880.00	8,880.00
60-53500-511	WWTP LIABILITY INSURANCE	4,650.13	4,373.80	4,679.72	4,172.00	1,487.25	4,172.00	4,172.00	4,172.00
60-53500-512	WORKERS COMPENSATION INSURANCE	3,712.73	3,517.88	2,780.11	3,107.53	869.48	3,615.26	3,060.15	3,079.80
60-53500-530	DEBT PRINCIPAL PAYMENT	0.13	441,983.57	542,395.24	589,000.00	553,347.83	556,530.97	588,184.65	588,184.66
60-53500-531	CONTRA DEBT PRINCIPAL	-	(441,983.79)	(542,395.24)	-	-	-	-	-
60-53500-540	DEPRECIATION-EXPENSE	393,527.83	393,413.56	523,532.91	-	-	-	-	-
60-53500-541	DEPRECIATION-METERS	19,901.00	21,620.00	21,777.00	20,000.00	-	20,000.00	20,000.00	20,000.00
60-53500-542	WWTP METER PILOT	6,355.00	7,550.00	7,244.00	6,400.00	-	6,400.00	6,600.00	6,600.00
60-53500-543	WWTP RETURN ON METERS	15,639.00	18,010.00	17,906.00	14,500.00	-	14,500.00	16,000.00	16,000.00
60-53500-620	WWTP INT ON LONG TERM DEBT	92,609.76	150,121.01	155,418.80	150,000.00	83,612.07	144,254.19	161,915.44	161,915.44
60-53500-740	Bad Debt Expense	-	395.69	-	-	-	-	-	-
60-53500-741	CLEAN WATER REBATE PROGRAM	-	-	-	-	-	40,000.00	40,000.00	40,000.00
60-53500-820	WWTP UPGRADES	-	-	-	-	-	-	-	-
60-53500-821	WWTP WIND TURBINE MONITORING	-	49.99	-	-	2,400.00	-	2,400.00	2,400.00
60-53500-822	WWTP WIND TURBINE RECONCILIATI	-	-	-	-	-	-	-	-
60-53510-110	SANITARY SEWER SALARY	57,530.69	61,997.19	77,495.74	65,086.62	36,352.77	53,769.39	63,943.54	64,118.85
60-53510-132	SAN SEWER DENTAL INS	1,202.59	1,197.85	1,583.71	1,229.52	870.74	882.60	1,595.87	1,595.87
60-53510-133	SANITARY SEWER HEALTH INS	17,146.58	16,614.90	21,798.93	19,176.92	9,058.28	14,849.54	18,440.95	18,440.95
60-53510-134	SANITARY SEWER INCOME CONT	-	-	-	268.56	-	211.99	164.80	265.56
60-53510-136	SANITARY SEWER LIFE INS	98.38	118.90	138.21	195.32	52.72	141.29	89.25	88.92
60-53510-138	SANITARY SEWER RETIREMENT	3,652.19	3,747.51	5,010.06	4,305.87	2,171.85	3,495.30	4,002.84	4,014.23
60-53510-150	SANITARY SEWER FICA	4,327.14	4,599.91	5,609.41	4,979.13	2,638.63	4,113.36	4,891.68	4,905.09
60-53510-210	SANITARY PROFESSIONAL SERVICES	-	-	2,892.67	15,000.00	3,546.29	15,000.00	10,000.00	10,000.00
60-53510-211	SANITARY PROF SERVICES - CIP	615.50	4,876.25	1,261.07	5,000.00	5,728.05	5,000.00	5,000.00	5,000.00
60-53510-310	SAN SEWER OFFICE SUPPLIES -EXP	6.70	-	-	10.00	-	10.00	-	-
60-53510-350	SAN SEWER MAINT & REPAIRS	27,146.41	10,592.27	8,730.60	25,000.00	61,946.49	100,000.00	100,000.00	100,000.00
60-53510-512	SAN SEWER WORK COMP INS	398.61	510.61	605.72	694.17	164.03	681.95	816.89	820.88
60-53510-540	DEPRECIATION-COLLECTING SEWERS	-	-	-	-	-	-	-	-
60-53510-840	SANITARY SEWER EQUIPMENT	-	1,031.64	5.59	-	411,881.93	425,000.00	-	-
60-53510-850	STREET RECONSTRUCTION	-	-	-	-	326,574.83	536,000.00	1,000,337.00	978,722.00
60-53510-891	SEWER MAPPING	-	-	1,060.00	2,000.00	574.90	1,000.00	500.00	500.00
60-53510-900	GARFIELD STREET PROJECT	-	-	-	-	-	-	-	-
60-53510-901	BUILDING STORAGE AND GROUNDS	-	-	-	-	4,348.76	125,000.00	91,504.99	91,504.99
60-53520-340	WWTP LIFT STATION OPER EXP	-	-	89.99	-	-	-	-	-
60-53520-355	LIFT STATION MAINT & REPAIRS	539.11	4,900.89	3,643.24	4,000.00	24,409.26	30,000.00	10,000.00	10,000.00
60-53520-360	LIFT STATION UTILITIES	18,521.01	19,952.49	18,259.48	20,500.00	11,398.00	20,500.00	20,500.00	20,500.00
60-53520-850	LIFT STATION CIP	-	-	-	15,000.00	-	35,000.00	400,000.00	400,000.00

Sewer

Account Numbers	Account Titles	FY 2018	FY 2019	FY 2020	FY 2020	FY 2021	FY 2021	FY 2022	FY 2022
		Actual	Actual	Actual	Budget	Current	Budget	DH Budget	Budget
		12/31/2018	12/31/2019	12/31/2020	12/31/2020	12/31/2021	12/31/2021	12/31/2022	12/31/2022
60-53530-820	WWTP VEHICLES	1,521.00	-	-	-	-	-	-	-
60-53540-355	WIND TURBINE MAINT & REPAIR	4,473.59	799.00	2,520.00	2,400.00	2,646.00	2,400.00	2,400.00	2,400.00
60-99998-000	OPEB CLEARING ACCOUNT- SEWER	378.20	-	2,331.06	-	-	-	-	-
60-99999-000	OPEB CLEARING ACCOUNT-SEWER	752.91	-	7,117.09	-	-	-	-	-
		(139,165.49)	(378,921.59)	(265,071.15)	(88,874.79)	629,362.43	(146,084.66)	(80,957.94)	(98,163.18)

Stormwater

Account Numbers	Account Titles	FY 2018	FY 2019	FY 2020	FY 2020	FY 2021	FY 2021	FY 2022	FY 2022
		Actual	Actual	Actual	Budget	Current	Budget	DH Budget	Budget
		12/31/2018	12/31/2019	12/31/2020	12/31/2020	12/31/2021	12/31/2021	12/31/2022	12/31/2022
61-46409-610	RESIDENTIAL STORMWATER FEES	(98,673.16)	(102,459.90)	(112,929.87)	(108,900.00)	(76,476.96)	(113,000.00)	(114,000.00)	(114,000.00)
61-46411-610	NON-RESIDENTIAL STRMWATER FEES	(117,676.41)	(118,315.18)	(128,107.69)	(129,030.00)	(86,192.25)	(129,030.00)	(128,500.00)	(128,500.00)
61-46412-610	MISC OPERATING REVENUE	(720.78)	(757.39)	(114.23)	(1,000.00)	(253.30)	(1,000.00)	(500.00)	(500.00)
61-48000-610	OTHER FINANCING SOURCE	-	-	-	-	-	(150,000.00)	(80,000.00)	(80,000.00)
61-48110-510	INT ON TEMP INVESTMENTS	(13,454.86)	(13,421.92)	(1,941.57)	(7,000.00)	(145.58)	(7,000.00)	(2,000.00)	(2,000.00)
61-48110-610	INTEREST INCOME	-	-	-	-	-	-	-	-
61-48130-530	STWT ASSESSMENT REVENUE	-	-	(550.12)	(5,000.00)	-	(5,000.00)	-	-
61-48300-610	SALE OF CITY PROPERTY	-	-	-	-	-	-	-	-
61-48580-512	INSUR DIVIDEND/AUDIT ADJ-STORM	(350.00)	(337.14)	(214.40)	-	(324.69)	-	-	-
61-49100-610	PROCEEDS FROM LONG TERM DEBT	(655,000.00)	-	-	-	-	(787,000.00)	(658,150.00)	(658,150.00)
61-49200-570	TRANSFER FROM OTHER FUNDS	-	-	(5,215.00)	-	-	-	-	-
61-49999-990	FUND BALANCE APPLIED	-	-	-	-	-	(186,311.00)	(299,012.74)	(299,012.74)
61-53580-110	STORMWATER SALARY	55,891.01	52,598.61	41,757.02	42,731.32	23,114.83	47,955.58	67,268.56	66,996.45
61-53580-131	STORMWATER CLOTHING ALLOWANCE	-	-	-	-	-	-	-	-
61-53580-132	STORMWATER DENTAL INS	1,022.43	1,081.33	869.44	759.75	347.16	844.04	1,332.76	1,332.76
61-53580-133	STORMWATER HEALTH INS	13,077.31	11,608.57	9,567.47	9,475.84	4,596.32	10,867.73	17,409.99	17,409.99
61-53580-134	STORMWATER INCOME CONT	-	-	-	183.74	-	206.21	289.25	288.08
61-53580-136	STORMWATER LIFE INS	50.36	96.38	99.03	105.79	62.68	125.24	132.80	132.21
61-53580-138	STORMWATER RETIREMENT	3,538.72	3,118.14	2,841.59	2,884.36	1,545.40	3,237.00	4,372.46	4,354.77
61-53580-150	STORMWATER FICA	4,209.22	3,925.10	3,139.27	3,268.95	1,729.23	3,668.60	5,146.04	5,125.23
61-53580-180	RECOGNITION PROGRAM	42.33	187.58	200.71	500.00	104.32	500.00	500.00	500.00
61-53580-200	MAINTENANCE AND REPAIRS	5,729.36	2,700.00	544.32	4,000.00	-	4,000.00	8,500.00	8,500.00
61-53580-210	PROFESSIONAL SERVICES	11,444.98	6,920.00	12,066.25	3,500.00	-	4,000.00	4,000.00	4,000.00
61-53580-211	STWT PROFESSIONAL SERVICES - C	1,899.14	40,562.41	2,358.11	-	3,818.70	-	-	-
61-53580-251	STWT IT MAINT & REPAIR	594.00	630.00	980.00	-	980.00	-	1,000.00	1,000.00
61-53580-300	STWT EXPENSES	285.00	386.00	143.32	500.00	-	500.00	500.00	500.00
61-53580-301	WATERWAY MAINTENANCE	25,656.50	231,231.06	43,236.78	20,000.00	79,671.10	522,000.00	217,000.00	217,000.00
61-53580-302	STREET SWEEPING	-	-	2,744.68	3,000.00	2,064.85	3,000.00	3,150.00	3,150.00
61-53580-330	STWT PROFESSIONAL DEVL	-	260.00	-	500.00	210.00	500.00	500.00	500.00
61-53580-340	STORMWATER SUPPLIES & EQUIP	738.10	965.44	127.64	2,200.00	173.50	2,200.00	1,200.00	1,200.00
61-53580-350	STORMWATER EQUIP MAINT & REPAI	4.49	1,811.41	1,171.57	2,000.00	-	2,000.00	2,000.00	2,000.00
61-53580-390	STORMWATER MISC	-	51.74	27.43	250.00	-	250.00	250.00	250.00
61-53580-392	STWT PUBLIC RELATIONS & ADVOCA	-	-	-	500.00	-	500.00	250.00	250.00
61-53580-510	STORMWATER PROPERTY INSURANCE	143.23	118.82	125.24	143.23	10.82	143.23	171.88	171.88
61-53580-511	STORMWATER LIABILITY INSURANCE	2,220.02	1,647.48	1,867.61	2,220.02	1,270.17	2,220.02	2,220.00	2,220.00
61-53580-512	STORMWATER WORKERS COMP INS	898.20	900.90	659.58	746.76	191.70	796.85	1,349.21	1,349.33
61-53580-530	PRINCIPAL DEBT PAYMENT	40,000.00	105,500.00	105,500.00	105,500.00	105,500.00	105,500.00	170,500.00	170,500.00
61-53580-540	DEPRECIATION-EXPENSE	-	-	-	-	-	-	-	-
61-53580-620	INTEREST ON LONG-TERM DEBT	16,516.22	29,574.89	23,714.06	23,714.00	11,092.50	20,626.00	31,620.71	31,620.71
61-53580-840	STORMWATER EQUIPMENT PURCHASE	-	-	-	3,500.00	-	5,700.00	-	-
61-53580-850	STWT ROAD CONSTRUCTION	160,371.90	267,381.79	33,890.56	-	194,141.42	512,000.00	703,903.00	658,150.00

Stormwater

Account Numbers	Account Titles	FY 2018	FY 2019	FY 2020	FY 2020	FY 2021	FY 2021	FY 2022	FY 2022
		Actual	Actual	Actual	Budget	Current	Budget	DH Budget	Budget
		12/31/2018	12/31/2019	12/31/2020	12/31/2020	12/31/2021	12/31/2021	12/31/2022	12/31/2022
61-53580-851	SOUTH GATE POND RELOCATE	-	-	-	-	-	-	-	
61-53580-891	STWT MAPPING	-	-	-	-	-	-	250.00	250.00
61-53580-900	GARFIELD STREET PROJECT	-	-	-	-	-	-	-	
61-53580-901	BUILDING STORAGE AND GROUNDS	-	-	-	-	2,987.26	125,000.00	92,012.74	92,012.74
61-58940-700	TRANSFER TO WATER & LIGHT	-	-	-	-	507.75	-		
61-58940-710	TRANSFER TO DEBT SERVICE	-	-	-	-	-	-		
		(541,542.69)	527,966.12	38,558.80	(18,746.24)	270,726.93	(0.50)	54,666.66	8,601.42

Water

Account Numbers	Account Titles	FY 2018	FY 2019	FY 2020	FY 2020	FY 2021	FY 2021	FY 2022	FY 2022
		Actual	Actual	Actual	Budget	Current	Budget	DH Budget	Budget
		12/31/2018	12/31/2019	12/31/2020	12/31/2020	12/31/2021	12/31/2021	12/31/2022	12/31/2022
62-42400-002	OPERATING & OTHER REVENUE	-	-	-	-	-	(847,000.00)		
62-42419-002	INTEREST INCOME	(197.49)	(122.62)	(195.85)	(250.00)	(83.96)	(250.00)		-
62-42421-002	Capital Contributions - Water	(66,150.00)	(46,800.00)	(58,200.00)	-	(39,000.00)	-		-
62-42425-002	Amortization of Reg Liability	(6,498.00)	(6,498.00)	(6,498.00)	(6,500.00)	-	(6,500.00)		(6,500.00)
62-42434-002	Gain on Sale of Property	-	-	-	-	-	-		-
62-42435-002	MISCELLANEOUS DEBIT TO SURPLUS	-	-	-	-	-	-		-
62-42452-002	OVERHEAD - WATER	(71.73)	(232.79)	(136.23)	-	(10.31)	-		-
62-42457-002	INSUR DIVIDEND/AUDIT ADJ-WATER	(1,428.00)	(1,590.25)	(1,347.98)	(500.00)	(2,037.08)	(500.00)	(1,000.00)	(1,000.00)
62-42461-012	RESIDENTIAL WATER SALES	(592,307.45)	(623,342.68)	(664,338.63)	(592,307.45)	(448,385.61)	(626,741.94)	(657,283.94)	(716,439.49)
62-42461-022	COMMERCIAL WATER SALES	(79,379.86)	(85,705.62)	(78,790.72)	(79,379.86)	(56,944.37)	(87,419.73)	(89,146.46)	(97,169.64)
62-42461-032	INDUSTRIAL WATER SALES	(15,004.64)	(15,104.34)	(13,916.98)	(15,004.64)	(9,116.69)	(15,406.43)	(13,767.72)	(15,006.81)
62-42461-042	SUBURBAN WATER SALES	(8,316.10)	(8,484.71)	(8,108.00)	(8,316.10)	(5,181.42)	(8,654.40)	(7,714.18)	(8,408.46)
62-42461-062	MULTI-FAMILY RESIDENT WTR SALE	(18,078.50)	(14,191.16)	(14,344.19)	(18,078.50)	(8,907.79)	(14,474.98)	(13,042.32)	(14,216.13)
62-42462-002	PRIVATE FIRE PROTECTION	(11,240.78)	(11,242.80)	(10,252.48)	(11,240.78)	(6,695.20)	(11,467.66)	(10,042.80)	(10,946.65)
62-42463-002	HYDRANT RENTAL	(175,000.00)	(175,000.00)	(175,000.00)	(175,000.00)	(175,000.00)	(175,000.00)	(175,000.00)	(190,750.00)
62-42463-012	PUBLIC FIRE PROTECTION RENTAL	(124,110.79)	(107,749.75)	(128,720.43)	(124,110.79)	(87,776.87)	(126,000.00)	(130,000.00)	(141,700.00)
62-42464-002	PUBLIC AUTHORITY SALES	(18,811.16)	(29,028.41)	(11,928.79)	(18,811.16)	(15,456.73)	(29,608.98)	(22,411.56)	(24,428.60)
62-42470-002	PENALTIES	(5,664.72)	(5,438.54)	(1,664.02)	(5,664.72)	(1,398.60)	(5,547.31)	(1,500.00)	(1,500.00)
62-42470-003	PENALTIES	(1,107.01)	(832.17)	(1,442.83)	(1,107.01)	-	(832.17)	(1,000.00)	(1,000.00)
62-42470-004	PENALTIES-STORMWATER RESIDENTI	-	-	-	-	-	-		-
62-42470-005	PENALTIES-STORMWATER NON-RESID	-	-	-	-	-	-		-
62-42471-002	MISC. SERVICE REVENUES	(12,878.60)	655.03	(6,425.33)	(6,500.00)	(1,734.08)	(6,500.00)	(1,500.00)	(1,800.00)
62-42472-002	RENTS FROM WATER PROPERTY	(12,063.24)	(12,063.24)	(18,198.24)	(12,100.00)	(14,283.84)	(19,800.00)	(19,800.00)	(19,800.00)
62-42474-002	OTHER WATER REVENUES	(17,704.72)	(19,638.15)	(18,360.23)	(16,000.00)	(1,017.60)	(16,000.00)	(1,000.00)	(1,000.00)
62-42910-580	PROCEEDS FROM LONG-TERM DEBT	-	(925,000.00)	-	-	-	-	(1,143,303.00)	(1,143,303.00)
62-42910-581	CONTRA PROCEEDS FROM LONG-DEBT	-	925,000.00	-	-	-	-		-
62-48110-510	INT ON TEMP INVESTMENTS	(45,009.92)	(48,439.98)	(33,658.94)	(45,000.00)	(699.49)	(35,000.00)	(30,000.00)	(30,000.00)
62-49200-570	TRANSFER FROM OTHER FUNDS	-	-	(4,317.00)	-	-	-		-
62-52403-002	DEPRECIATION EXPENSES	115,914.27	129,381.74	178,427.05	-	-	-		-
62-52403-102	Depreciation Exp - CIAC Plant	62,082.72	62,082.72	79,573.43	-	-	-		-
62-52408-001	TAXES	7,979.52	11,625.65	14,726.05	8,000.00	24,559.51	8,000.00	25,000.00	25,000.00
62-52408-002	FICA TAX EXPENSE	-	-	-	22,332.21	-	19,156.80	18,910.73	18,986.34
62-52408-012	LICENSE FEES & OTHER TAX	-	-	-	-	-	-		-
62-52408-022	PROPERTY TAX EQUIVALENT-WATER	185,411.00	193,617.00	194,841.00	185,000.00	-	194,000.00	201,000.00	201,000.00
62-52427-000	DEBT PAYMENTS	-	277,343.50	329,032.00	329,032.00	334,032.00	334,032.00	383,901.00	383,901.00
62-52427-002	INTEREST EXPENSE	43,705.92	56,604.19	69,369.45	68,181.00	32,581.93	73,375.00	83,501.06	83,501.06
62-52427-003	CONTRA DEBT PAYMENTS	-	(277,343.70)	(335,500.00)	-	-	-		-
62-52428-002	AMORTIZATION OF DEBT DISC	9,008.00	9,008.00	9,008.00	-	-	-		-
62-52428-003	DEBT ISSUANCE EXPENSE	-	26,193.65	-	-	-	-		-
62-52605-002	MAINT WATER SOURCE PLANT	8,000.94	4,706.82	4,397.19	-	4,380.28	-	5,500.00	5,500.00
62-52620-002	OPER PUMPING LABOR	-	-	-	-	-	-		-

Water

Account Numbers	Account Titles	FY 2018	FY 2019	FY 2020	FY 2020	FY 2021	FY 2021	FY 2022	FY 2022
		Actual	Actual	Actual	Budget	Current	Budget	DH Budget	Budget
		12/31/2018	12/31/2019	12/31/2020	12/31/2020	12/31/2021	12/31/2021	12/31/2022	12/31/2022
62-52620-110	OPER PUMPING SALARY	2,815.48	3,425.78	4,346.57	6,629.55	2,702.28	4,552.68	13,083.56	13,083.56
62-52622-002	OPER POWER PURCHASED FOR PUMPI	43,650.51	45,820.85	40,489.17	45,000.00	23,911.13	45,000.00	45,000.00	45,000.00
62-52623-002	OPER PUMP SUPPLIES & EXPENSES	68.05	-	-	-	-	750.00	750.00	750.00
62-52625-002	MAINT PUMP BUILDINGS & EQUIPME	6,654.44	35,835.38	14,518.14	2,000.00	2,725.94	2,000.00	4,000.00	4,000.00
62-52625-110	MAINT PUMP BLDG & EQPMT SALARY	22,504.67	19,732.72	27,376.03	38,517.51	10,644.73	26,222.41	18,735.12	18,735.12
62-52630-002	OPER WATER TREATMENT LABOR	-	64.00	-	-	-	-	28,263.25	-
62-52630-110	OPER WATER TREATMENT SALARY	28,650.33	30,426.35	26,356.08	46,100.36	21,612.71	40,431.92	28,049.54	28,263.25
62-52631-002	OPER WATER TREATMENT CHEMICALS	19,707.65	19,864.49	27,612.16	20,000.00	14,003.79	20,000.00	20,200.00	20,200.00
62-52632-002	OPER WATER TREATMENT SUPPLIES	48.39	2,096.12	-	100.00	-	100.00	-	-
62-52635-002	MAINT TREATMENT EQUIPMENT	1,454.88	1,184.89	93.45	500.00	-	1,500.00	1,500.00	1,500.00
62-52635-110	MAINT TREATMENT EQPMNT SALARY	1,035.95	834.00	1,694.86	1,667.87	1,501.16	1,108.27	1,403.82	1,403.82
62-52640-002	OPER SUPERVISION & LABOR	-	-	-	-	-	-	-	-
62-52640-110	OPER SUPERVISION SALARY	20,495.35	18,203.88	21,746.29	18,262.69	70.85	9,453.63	-	-
62-52641-002	OPER SUPPLIES & EXPENSES	116.44	625.73	1,012.49	3,000.00	163.40	3,000.00	3,000.00	3,000.00
62-52650-002	MAINT STANDPIPE & RESERVOIRS	5,016.30	195.18	4,292.61	500.00	10,000.00	15,500.00	32,500.00	32,500.00
62-52651-002	MAINT MAINS	6,183.91	9,198.28	2,486.57	-	284,559.23	722,000.00	1,143,303.00	1,143,303.00
62-52651-110	MAINT MAINS SALARY	6,413.90	9,996.26	8,571.50	10,631.47	11,847.13	13,283.29	14,359.91	14,359.91
62-52651-891	MAINT MAIN MAPPING	-	-	-	-	-	-	500.00	500.00
62-52652-002	MAINT SERVICES	6,737.13	9,533.52	5,929.10	15,000.00	8,285.72	15,000.00	15,300.00	15,300.00
62-52652-110	MAINT SERVICES SALARY	18,468.30	24,533.45	29,909.46	35,049.50	16,612.58	32,600.95	42,020.00	42,020.00
62-52653-002	MAINT METERS	34,509.78	3,896.08	3,186.06	15,000.00	1,745.74	5,000.00	20,000.00	20,000.00
62-52653-110	MAINT METERS SALARY	11,864.13	4,827.62	4,805.95	22,425.94	4,319.73	5,177.24	8,207.67	8,207.67
62-52654-002	MAINT HYDRANTS	10,120.00	(1,202.09)	647.50	10,000.00	1,225.76	10,000.00	10,000.00	10,000.00
62-52654-110	MAINT HYDRANTS SALARY	2,263.17	3,182.33	2,473.59	3,166.38	2,970.74	4,228.44	5,585.36	5,585.36
62-52655-002	MAINT MAINTENANCE OF OTHER PLA	-	87.80	1,656.92	3,350.00	6,286.74	128,350.00	89,317.31	89,317.31
62-52901-002	OPER METER READING LABOR	-	-	-	-	-	-	-	-
62-52901-110	OPER METER READING SALARY	6,987.08	4,703.43	2,916.41	11,070.22	1,038.54	6,249.63	913.65	913.65
62-52902-002	OPER ACCOUNTING & COLLECTING	5,151.50	4,284.39	14,729.56	3,500.00	29,685.66	16,000.00	9,000.00	9,000.00
62-52902-110	OPER ACCOUNT & COLLECT SALARY	14,989.10	20,729.37	27,186.10	27,929.49	25,359.18	37,832.86	40,942.38	41,455.63
62-52902-210	OPER ACCOUNTING PROF SERVICES	-	-	-	-	-	-	-	-
62-52903-002	OPER READING & COLLECTING EXPE	4,229.78	3,603.10	3,717.84	6,000.00	5,116.18	6,000.00	6,000.00	6,000.00
62-52904-002	OPER UNCOLLECTABLE ACCOUNTS	1.52	508.56	2.00	300.00	3.12	300.00	100.00	100.00
62-52904-003	OPER UNCOLLECTABLE ACCOUNTS	-	0.69	-	-	-	-	-	-
62-52904-004	OPER UNCOLLECTABLE ACCT-STORMW	-	0.28	-	-	-	-	-	-
62-52920-002	OPER ADMINISTRATIVE SALARIES	-	-	-	-	-	-	-	-
62-52920-110	OPER ADMINISTRATIVE SALARY	47,591.49	56,127.37	58,765.96	54,827.60	21,623.56	31,536.64	42,128.45	42,469.63
62-52921-002	OPER OFFICE SUPPLIES & EXPENSE	4,221.92	3,149.50	4,358.81	3,000.00	3,431.60	3,000.00	4,500.00	4,500.00
62-52922-002	OPER ADMIN EXPENSE TRANSFERRED	-	-	-	-	-	-	-	-
62-52923-002	OPER OUTSIDE SERVICES EMPLOYED	2,846.52	11,368.18	-	2,500.00	-	2,500.00	-	-
62-52924-002	OPER PROPERTY INSURANCE	4,527.93	4,724.78	4,690.21	4,631.87	169.90	4,724.51	5,669.41	5,669.41
62-52925-002	OPER INJURIES & DAMAGE	12,393.10	12,841.80	11,309.86	10,557.74	3,459.18	10,223.60	11,000.00	11,685.48

Water

Account Numbers	Account Titles	FY 2018	FY 2019	FY 2020	FY 2020	FY 2021	FY 2021	FY 2022	FY 2022
		Actual	Actual	Actual	Budget	Current	Budget	DH Budget	Budget
		12/31/2018	12/31/2019	12/31/2020	12/31/2020	12/31/2021	12/31/2021	12/31/2022	12/31/2022
62-52925-012	OPER SAFETY COMMITTEE	47.68	-	-	-	-	-	-	-
62-52926-001	OPER PENSIONS & BENEFITS	65,806.73	62,533.74	75,555.72	-	97,478.17	-	-	-
62-52926-002	OPER PENSIONS & BENEFITS	225.00	232.32	231.00	102,504.71	110.00	94,537.52	79,310.21	79,379.00
62-52928-002	OPER REGULATORY COMMISSION EXP	-	-	-	125.00	1,806.89	125.00	-	-
62-52928-392	WTR PUBLIC RELATIONS & ADVOCAC	-	-	-	1,000.00	560.00	1,000.00	1,000.00	1,000.00
62-52930-002	OPER MISC GENERAL EXPENSE	15,307.30	13,557.83	10,291.40	6,000.00	7,681.47	6,000.00	6,000.00	6,000.00
62-52930-012	OPER CITY	-	-	-	-	-	-	-	-
62-52930-022	RECOGNITION PROGRAM	-	50.00	-	500.00	-	500.00	500.00	100.00
62-52930-110	OPER MISC GENERAL SALARY	2,498.73	3,645.72	6,591.97	10,719.59	30,848.75	33,068.05	27,119.99	27,281.80
62-52930-130	WATER SAFETY & PPE	-	-	5,197.63	5,000.00	2,334.75	4,000.00	4,000.00	4,000.00
62-52930-251	IT SERVICE & EQUIP	856.55	3,751.86	8,475.24	5,000.00	3,092.09	6,500.00	5,000.00	5,000.00
62-52930-330	PROFESSIONAL DEVELOPMENT	4,187.54	4,257.18	3,198.72	10,000.00	4,668.70	10,000.00	8,000.00	8,000.00
62-52930-360	BUILDING EXPENSES - RENT	10,500.00	9,625.00	10,500.00	10,500.00	7,000.00	10,500.00	10,500.00	10,500.00
62-52933-002	OPER TRANSPORTATIONS EXPENSE	790.14	44,842.42	1,239.44	25,000.00	635.51	-	18,500.00	2,500.00
62-52933-003	CONTRA OPER EQUIPMENT EXPENSE	(965.00)	(35,872.26)	(0.72)	-	(0.32)	-	-	-
62-52935-002	MAINT MAINTENANCE OF GENERAL P	2,508.62	474.79	3,818.02	4,000.00	2,426.56	4,000.00	4,000.00	3,821.75
62-52935-110	MAINTENANCE OF GEN PLNT SALARY	2,899.63	3,514.42	2,417.92	4,926.19	2,891.16	4,669.62	4,372.44	4,408.06
62-99998-000	OPEB CLEARING ACCOUNT- LRLIF	3,498.22	-	17,937.99	-	-	-	-	-
		(319,040.50)	(242,613.52)	(209,635.12)	83,167.88	198,434.09	(5,613.54)	233,935.88	83,733.05

Electric

Account Numbers	Account Titles	FY 2020	FY 2020
		Actual	Budget
		12/31/2020	12/31/2020
62-11408-001	WIP FICA Clearing	2,038.57	-
62-11926-001	WIP Pension & Other Benefit Cl	8,101.51	-
62-40417-002	Gain/loss from non-utility op	-	-
62-40499-000	Retained Earnings Applied	-	-
62-41400-001	OPERATING & OTHER REVENUES	(951.61)	-
62-41415-001	JOBGING SALES	-	(7,500.00)
62-41419-001	Interest & Dividends	(18,974.83)	(13,500.00)
62-41421-001	Capital Contributions - Electr	(243,518.47)	(20,000.00)
62-41425-001	Amortization of Reg Liability	(21,872.00)	(21,875.00)
62-41426-001	OTHER INCOME DEDUCTIONS	-	-
62-41434-001	SALE OF PROPERTY	(11,780.00)	-
62-41435-001	MISCELLANEOUS DEBIT TO SURPLUS	-	-
62-41439-001	APPROPRIATIONS ON INCOME	-	-
62-41440-011	URBAN RESIDENTIAL RG1	(2,357,244.83)	(2,307,640.06)
62-41440-101	YARD LIGHTS URBAN RESIDENTIAL	(649.93)	(948.14)
62-41441-011	RURAL RESIDENTIAL RG1	(1,272,240.92)	(1,260,015.04)
62-41441-021	RURAL COMMERCIAL S-PH GS1	(327,823.15)	(320,660.08)
62-41441-031	RURAL COMMERCIAL 3-PH GS2	(23,841.75)	(18,381.94)
62-41441-041	RURAL SMALL POWER CP1	(190,078.48)	(170,178.07)
62-41441-051	RURAL LARGE POWER CP2	(53,423.16)	(56,735.62)
62-41441-101	YARD LIGHTS RURAL	(19,383.74)	(19,602.95)
62-41442-011	URBAN COMMERCIAL S-PH GS1	(677,956.13)	(769,369.79)
62-41442-021	MUNICIPAL COMMERCIAL S-PH GS2	(13,713.75)	(38,460.84)
62-41442-031	URBAN COMMERCIAL 3-PH GS2	(12,864.64)	(134,668.85)
62-41442-041	MUNICIPAL COMMERCIAL 3-PH GS2	(43,249.81)	(20,459.19)
62-41442-051	MUNICIPAL ATHLETIC FIELD MIS	(2,432.00)	(3,956.76)
62-41442-062	MUNICIPAL GREEN POWER	3.00	147.00
62-41442-101	YARD LIGHTS URBAN COMMERCIAL	(5,746.81)	(5,420.66)
62-41443-011	URBAN LARGE POWER CP2	(1,329,662.86)	(1,447,801.69)
62-41443-021	MUNICIPAL LARGE POWER CP2	(2,548.00)	(2,380.00)
62-41443-031	INDUSTRIAL CP4	(724,995.98)	(861,463.55)
62-41443-041	URBAN SMALL POWER CP1	(255,570.30)	(263,698.56)
62-41443-051	MUNICIPAL SMALL POWER CP1	(22,547.28)	(28,267.85)
62-41443-101	YARD LIGHTS LARGE POWER	(3,869.76)	(4,018.60)
62-41444-001	MUNICIPAL STREET LIGHTING MS1	(65,110.94)	(63,715.29)
62-41448-001	INTERDEPARTMENTAL SALES	(44,740.82)	(48,993.78)
62-41450-001	PENALTIES	(7,886.90)	(30,821.39)
62-41451-001	MISCELLANEOUS SERVICE REVENUES	(919.74)	(4,514.21)
62-41452-001	OVERHEAD - ELECTRIC	(9,297.28)	(10,387.05)
62-41454-001	RENT ELECTRIC PROPERTY	(6,888.00)	(6,900.00)
62-41456-001	OTHER ELECTRIC REVENUE	(4,630.21)	(11,950.00)
62-41457-001	INSUR DIVIDEND/AUDIT ADJ-ELECT	(1,552.64)	-
62-41910-580	PROCEEDS FROM LONG-TERM DEBT	-	-
62-41910-581	CONTRA PROCEEDS FROM LONG-DEBT	-	-
62-50408-001	TAXES	-	-
62-50926-001	PENSION	-	-
62-51403-001	DEPRECIATION EXPENSE	517,381.24	-

New Account Numbers	New Account Titles	FY 2021	FY 2021	FY 2022	FY 2022
		Actual	Budget	DH Budget	Budget
		12/31/2021	12/31/2021	12/31/2022	12/31/2022
63-11926-001	WIP Pension & Other Benefit Cl	-	-		
63-19260-001	WIP Pension & Other Benefit Cl	-	-		
63-41400-001	OPERATING & OTHER REVENUES	(519.74)	(2,646.84)		
63-41415-001	JOBGING SALES	-	-		
63-41419-001	Interest & Dividends	(11,115.28)	(12,958.32)	(12,000.00)	(12,000.00)
63-41421-001	Capital Contributions - Electr	-	-		
63-41425-001	Amortization of Reg Liability	-	(21,872.00)	(21,872.00)	(21,872.00)
63-41426-001	OTHER INCOME DEDUCTIONS	-	-		
63-41434-001	SALE OF PROPERTY	-	(14,782.20)		
63-41440-011	URBAN RESIDENTIAL RG1	(1,675,913.80)	(2,323,571.62)	(2,355,315.95)	(2,355,315.95)
63-41440-101	YARD LIGHTS URBAN RESIDENTIAL	(370.88)	(862.74)		
63-41441-011	RURAL RESIDENTIAL RG1	(915,856.12)	(1,265,711.48)	(1,268,247.05)	(1,268,247.05)
63-41441-021	RURAL COMMERCIAL S-PH GS1	(221,502.62)	(318,575.37)	(329,821.95)	(329,821.95)
63-41441-031	RURAL COMMERCIAL 3-PH GS2	(16,425.26)	(14,750.83)	(19,091.90)	(19,091.90)
63-41441-041	RURAL SMALL POWER CP1	(128,831.77)	(175,132.18)	(175,813.76)	(175,813.76)
63-41441-051	RURAL LARGE POWER CP2	(23,202.60)	(53,807.55)	(48,687.31)	(48,687.31)
63-41441-101	YARD LIGHTS RURAL	(12,848.71)	(20,156.71)	(18,000.00)	(18,000.00)
63-41442-011	URBAN COMMERCIAL S-PH GS1	(462,779.17)	(799,666.46)	(827,448.05)	(827,448.05)
63-41442-021	MUNICIPAL COMMERCIAL S-PH GS2	(7,082.85)	(40,325.69)	(7,886.20)	(7,886.20)
63-41442-031	URBAN COMMERCIAL 3-PH GS2	(8,460.10)	(16,380.80)	(10,622.00)	(10,622.00)
63-41442-041	MUNICIPAL COMMERCIAL 3-PH GS2	(31,917.02)	(27,998.90)	(37,749.64)	(37,749.64)
63-41442-051	MUNICIPAL ATHLETIC FIELD MS2	(3,608.20)	(3,943.09)	(3,420.00)	(3,420.00)
63-41442-062	MUNICIPAL GREEN POWER	5,268.00	43.26	5,000.00	5,000.00
63-41442-101	YARD LIGHTS URBAN COMMERCIAL	(3,629.51)	(5,983.01)	(4,671.14)	(4,671.14)
63-41443-011	URBAN LARGE POWER CP2	(1,001,941.31)	(1,482,307.71)	(1,340,292.09)	(1,340,292.09)
63-41443-021	MUNICIPAL LARGE POWER CP2	(1,666.00)	(2,422.56)	(2,086.60)	(2,086.60)
63-41443-031	INDUSTRIAL CP3	(531,025.85)	(823,741.49)	(838,212.00)	(838,212.00)
63-41443-041	URBAN SMALL POWER CP1	(173,851.60)	(259,159.94)	(244,780.72)	(244,780.72)
63-41443-051	MUNICIPAL SMALL POWER CP1	(16,344.84)	(15,968.43)	(10,889.52)	(10,889.52)
63-41443-101	YARD LIGHTS LARGE POWER	(2,579.84)	(3,985.85)	(3,351.75)	(3,351.75)
63-41444-001	MUNICIPAL STREET LIGHTING MS1	(43,224.37)	(64,641.33)	(62,702.10)	(62,702.10)
63-41448-001	INTERDEPARTMENTAL SALES	(30,412.54)	(46,005.82)	(44,000.00)	(44,000.00)
63-41450-001	PENALTIES	-	(28,545.92)		
63-41451-001	MISCELLANEOUS SERVICE REVENUES	(1,444.40)	(11,010.51)	(2,000.00)	(2,000.00)
63-41454-001	RENT ELECTRIC PROPERTY	-	(6,888.00)	(6,888.00)	(6,888.00)
63-41456-001	OTHER ELECTRIC REVENUE	(5,896.91)	(54,770.04)	(2,000.00)	(4,500.00)
63-41457-001	INSUR DIVIDEND/AUDIT ADJ-ELECT	(464.37)	(1,989.48)	(1,500.00)	(1,500.00)
63-41910-001	OVERHEAD - ELECTRIC	(1,292.34)	(10,781.88)	(10,000.00)	(10,000.00)
63-41910-580	PROCEEDS FROM LONG-TERM DEBT	-	(1,147,000.00)	(265,000.00)	(265,000.00)
63-41910-581	CONTRA PROCEEDS FROM LONG-TERM	-	-		
63-50926-138	RETIREMENT	23,358.12	-		
63-51241-150	FICA TAX EXPENSE	26,410.48	60,045.21	60,622.93	60,864.27
63-51403-101	Depreciation Expense - CIAC	-	-		
63-51403-300	DEPRECIATION EXPENSE	-	-		
63-51408-011	LICENSE FEES & OTHER TAX	78,273.47	72,000.00	72,000.00	72,000.00
63-51408-021	PROPERTY TAX EQUIVALENT	-	245,000.00	245,000.00	245,000.00
63-51416-300	COST OF JOBGING SALES	-	1,000.00		

Electric

Account Numbers	Account Titles	FY 2020	FY 2020
		Actual	Budget
		12/31/2020	12/31/2020
62-51403-101	Depreciation Expense - CIAC	76,652.78	-
62-51408-001	FICA TAX EXPENSE	46,457.61	50,792.79
62-51408-011	LICENSE FEES & OTHER TAX	67,184.84	75,000.00
62-51408-021	PROPERTY TAX EQUIVALENT	245,796.00	240,000.00
62-51416-001	COST OF JOBBING SALES	-	1,000.00
62-51426-001	OTHER INCOME DEDUCTIONS	5,086.22	1,500.00
62-51427-000	DEBT PAYMENTS	480,968.00	493,100.00
62-51427-001	INTEREST EXPENSE	86,289.58	106,275.00
62-51427-003	CONTRA DEBT PAYMENTS	(474,500.00)	-
62-51428-001	AMORTIZATION OF DEBT DISC	12,548.00	-
62-51428-003	DEBT ISSUANCE EXPENSE	-	-
62-51545-001	OPER POWER PURCHASED	5,150,028.30	5,435,000.00
62-51545-011	OPER PURCHASED POWER EARLY/LAT	-	-
62-51560-001	OPER SUPERVISION EXPENSE	-	1,500.00
62-51560-110	OPER SUPERVISION SALARY	82,249.36	35,655.73
62-51561-001	OPER LINE & STATION LABOR	-	-
62-51561-110	OPER LINE & STATION SALARY	33,394.91	31,955.45
62-51562-001	OPER LINE & STATION EXPENSES	-	8,500.00
62-51565-001	Street Lighting Expense	60.79	600.00
62-51566-001	OPER METER EXPENSE	-	500.00
62-51566-021	OPER BAKER METER EXPENSE	-	-
62-51566-110	OPER METER SALARY	1,106.28	5,905.57
62-51567-001	OPER CUSTOMER INSTALLATIONS EX	-	100.00
62-51567-011	OPER CUSTOMER STRAY VOLTAGE	-	-
62-51567-021	OPER DEMAND SIDE MANAGEMENT	-	-
62-51567-110	OPER CUSTOMER INSTALL SALARY	297.52	-
62-51569-001	OPER DISTRIBUTION EXPENSES	6,498.13	22,000.00
62-51571-001	MAINT STRUCTURES & EQUIPMENT	8,031.89	5,000.00
62-51571-011	MAINT SUBSTATION	60,130.86	7,000.00
62-51571-021	MAINT BAKER SUBSTATION	-	-
62-51571-110	MAINT STRUCTURES & EQMT SALARY	92,236.32	68,733.58
62-51572-001	MAINT LINES	60,472.63	335,000.00
62-51572-003	CONTRA EXPENSE CITY JOBS	(46,097.78)	-
62-51572-021	MAINT STORM 08/05/00	-	-
62-51572-110	MAINT LINES SALARY	238,814.83	228,888.85
62-51572-840	MAINT LINE EQUIPMENT	-	-
62-51572-891	MAINT LINE MAPPING	7,125.00	10,000.00
62-51573-001	MAINT LINE TRANSFORMERS	4,568.71	30,000.00
62-51573-021	MAINT BAKER TRANSFORMERS	-	-
62-51573-110	MAINT LINE TRANSFORMERS SALARY	2,014.71	1,580.19
62-51574-001	MAINT STREET LIGHTING	20,003.03	17,500.00
62-51574-110	MAINT STREET LIGHTING SALARY	10,891.64	6,237.10
62-51575-001	MAINT METERS	8,887.85	7,500.00
62-51575-110	MAINT METERS SALARY	6,430.62	15,501.35
62-51901-001	OPER METER READING LABOR	-	-
62-51901-110	OPER METER READING SALARY	1,248.33	39,712.32
62-51902-001	OPER ACCOUNTING & COLLECTING L	28,587.65	6,000.00

New Account Numbers	New Account Titles	FY 2021	FY 2021	FY 2022	FY 2022
		Actual	Budget	DH Budget	Budget
		12/31/2021	12/31/2021	12/31/2022	12/31/2022
63-51426-300	OTHER INCOME DEDUCTIONS	-	1,500.00		
63-51427-002	DEBT PAYMENTS	501,328.00	521,409.00	521,539.64	521,539.64
63-51427-003	CONTRA DEBT PAYMENTS	-	-		
63-51427-300	INTEREST EXPENSE	34,755.61	70,637.00	82,881.16	82,881.16
63-51428-003	DEBT ISSUANCE EXPENSE	-	-		
63-51428-300	AMORTIZATION OF DEBT DISC	-	-		
63-51555-300	POWER PURCHASED	3,768,137.93	5,315,263.76	5,331,526.00	5,331,526.00
63-51580-110	OPER SUPERVISION SALARY	18,347.86	47,883.68	48,996.76	48,996.76
63-51580-210	OPERATION ENGINEERING	-	-	20,000.00	20,000.00
63-51580-300	OPER SUPERVISION EXPENSE	-	-		
63-51582-110	OPER SUBSTATION SALARY	-	-		-
63-51582-300	OPER SUBSTATION EXPENSES	460.05	225,000.00	295,000.00	295,000.00
63-51583-110	OPER OH LINES SALARY	2,739.80	22,840.00	22,868.58	22,868.58
63-51583-300	OPER OH LINE INSTALL	-	-		
63-51584-110	OPER UG LINE SALARY	7,860.16	22,840.00	22,868.58	22,868.58
63-51584-300	OPER UG LINE	45,403.44	535,000.00	675,000.00	510,000.00
63-51585-300	STREET LIGHT INSTALLATION	731.85	10,000.00	10,000.00	10,000.00
63-51586-300	OPER METER EXPENSE	904.72	1,500.00	1,200.00	1,200.00
63-51586-301	CONTRA OPER METER EXPENSE	-	-	-	
63-51587-110	CUSTOMER INSTALL SALARY	181.30	1,522.67	1,513.04	1,513.04
63-51587-300	CUSTOMER INSTALLATIONS EXPENSE	-	700.00		
63-51588-300	MISC DISTRIBUTION EXPENSES	553.06	-	500.00	500.00
63-51590-110	MAINTENANCE SUPERVISION SALARY	3,524.66	47,883.68	48,966.76	48,966.76
63-51590-300	MAINT SUPERVISION EXPENSE	-	700.00	-	
63-51591-300	STRUCTURE MAINTENANCE	1,404.02	2,500.00	1,500.00	1,500.00
63-51592-110	SUBSTATION MAINT SALARY	13,688.45	114,200.01	114,256.46	114,256.46
63-51592-210	SUBSTATION MAINT PROF SERVICES	3,685.00	30,000.00	22,000.00	22,000.00
63-51592-300	SUBSTATION MAINTENANCE EXPENSE	1,091.96	1,500.00	170,000.00	-
63-51593-110	OH LINE MAINTENANCE SALARY	75,205.81	195,414.48	195,528.56	195,528.56
63-51593-300	OH LINE MAINTENANCE	22,148.37	50,000.00	50,000.00	50,000.00
63-51593-301	OH TREE TRIMMING	976.83	2,000.00	1,500.00	1,500.00
63-51594-110	UG LINE MAINTENANCE SALARY	93.21	761.33	778.14	778.14
63-51594-300	UG LINE MAINENANCE	11,910.59	500.00	2,500.00	5,000.00
63-51594-891	LINE MAPPING	2,113.45	10,000.00	10,000.00	10,000.00
63-51595-110	TRANSFORMERS MAINT SALARY	1,757.32	4,566.48	4,582.36	4,582.36
63-51595-300	TRANSFORMER MAINTENANCE	1,665.07	15,000.00	15,500.00	15,500.00
63-51595-840	TRANSFORMER EQUIPMENT	-	120,000.00	100,000.00	100,000.00
63-51595-841	CONTRA TRANSFORMER EQUIPMENT	-	-		
63-51596-110	MAINT STREET LIGHTING SALARY	4,985.22	10,771.34	10,764.23	10,764.23
63-51596-300	MAINT STREET LIGHTING	9,984.48	10,000.00	2,500.00	2,500.00
63-51596-840	STREET LIGHT EQUIPMENT	-	-	8,000.00	8,000.00
63-51597-110	MAINT METERS SALARY	18,135.23	11,167.24	11,153.30	11,153.30
63-51597-300	MAINT METERS	-	-	-	
63-51599-003	CONTRA EXPENSE CITY JOBS	-	-	-	
63-51901-110	METER READING SALARY	836.02	3,045.33	3,026.09	3,026.09
63-51902-110	ACCOUNTING & COLLECTING SALARY	82,018.86	130,563.21	132,452.21	134,432.86
63-51902-210	ACCT & COLLETING PROF SERVICES	9,151.00	12,000.00	12,250.00	12,250.00

Electric

Account Numbers	Account Titles	FY 2020	FY 2020
		Actual	Budget
		12/31/2020	12/31/2020
62-51902-110	OPER ACCOUNT & COLLECT SALARY	77,211.75	83,329.18
62-51902-210	OPER ACCOUNTING PROF SERVICES	-	-
62-51903-001	OPER READING & COLLECTING EXPE	39,695.34	31,000.00
62-51904-001	OPER UNCOLLECTABLE ACCOUNTS EX	62.22	5,000.00
62-51920-001	OPER ADMINISTRATIVE SALARIES	166.95	-
62-51920-110	OPER ADMINISTRATIVE SALARY	124,461.07	109,051.56
62-51921-001	OPER OFFICE SUPPLIES & EXPENSE	11,096.99	12,000.00
62-51922-000	CONTRA LABOR EXPENSE	(483.72)	-
62-51922-001	CONTRA ADMIN EXPENSE	(32.10)	-
62-51923-001	OPER OUTSIDE SERVICES EMPLOYED	-	16,000.00
62-51924-001	OPER PROPERTY INSURANCE	8,710.38	8,602.04
62-51925-001	OPER INJURIES & DAMAGES	25,762.61	23,658.95
62-51925-011	OPER SAFETY COMMITTEE	99.04	-
62-51926-001	OPER PENSIONS & BENEFITS	186,205.08	224,843.43
62-51926-011	Pensions & Other Benefits	-	-
62-51926-021	Pension & Other Benefits	-	-
62-51926-041	Pension & Other Benefits	-	-
62-51926-081	Pension & Other Benefits	-	-
62-51928-001	OPRE REGULATORY COMMISSION EXP	9,499.02	9,000.00
62-51928-392	ELC PUBLIC RELATIONS & ADVOCAC	884.64	9,000.00
62-51930-001	MISC GENERAL EXPENSES	35,678.64	16,200.00
62-51930-011	RECOGNITION PROGRAM	419.24	1,250.00
62-51930-110	OPER MISC GENERAL SALARY	24,640.74	17,846.84
62-51930-130	ELC SAFETY & PPE	4,683.49	5,000.00
62-51930-251	IT SERVICE AND EQUIPMENT	20,837.45	6,500.00
62-51930-330	PROFESSIONAL DEVELOPMENT	23,494.18	16,000.00
62-51930-360	BUILDING EXPENSES - RENT	19,500.00	19,500.00
62-51933-001	OPER TRANSPORTATION EXPENSE	109,452.86	20,000.00
62-51933-003	CONTRA OPER EQUIPMENT EXPENSE	(65,655.07)	-
62-51933-110	OPER TRANSPORTATION SALARY	1,749.18	1,383.44
62-51935-001	MAINT GENERAL PLANT	12,441.26	14,000.00
62-51935-110	MAINT GENERAL PLANT SALARY	4,775.51	17,532.35
		(251,621.04)	(19,402.24)

New Account Numbers	New Account Titles	FY 2021	FY 2021	FY 2022	FY 2022
		Actual	Budget	DH Budget	Budget
		12/31/2021	12/31/2021	12/31/2022	12/31/2022
63-51902-300	ACCT & COLLECTING EXPENSES	13,499.39	60,000.00	35,000.00	35,000.00
63-51902-330	ACCT & COLLECTING PROF DEV	490.00	5,000.00	5,500.00	5,500.00
63-51902-361	COMMUNICATION EXPENSE	2,303.83	4,000.00	4,000.00	3,465.25
63-51903-300	BILLING SUPLIES AND EXPENSE	26,320.75	9,000.00	9,000.00	9,000.00
63-51904-300	UNCOLLECTABLE ACCOUNTS	-	1,000.00	1,000.00	1,000.00
63-51920-110	ADMINISTRATIVE SALARY	37,539.71	64,138.32	72,970.94	74,060.67
63-51920-210	ADMINISTRATIVE PRO SERVICES	3,997.75	1,000.00	4,000.00	4,000.00
63-51920-330	ADMINISTRATIVE PROF DEV	88.39	3,000.00	3,000.00	3,000.00
63-51921-300	OFFICE SUPPLIES & EXPENSES	4,378.69	12,000.00	12,000.00	12,000.00
63-51921-361	COMMUNICATION EXPENSE	3,270.65	4,000.00	4,000.00	4,000.00
63-51923-300	OUTSIDE SERVICE EXPENSE	-	-	-	-
63-51924-300	PROPERTY INSURANCE	315.53	8,500.00	10,200.00	10,200.00
63-51925-300	LIABILITY CLAIMS	7,952.48	-	-	-
63-51925-511	LIABILITY INSURANCE	-	25,000.00	25,000.00	25,000.00
63-51926-131	CLOTHNG ALLOWANCE	3,090.63	3,000.00	3,000.00	3,000.00
63-51926-132	DENTAL INSURANCE	5,697.54	11,360.74	12,398.74	12,398.74
63-51926-133	HEALTH INSURANCE	82,624.95	205,458.56	188,890.89	188,890.89
63-51926-134	INCOME CONTINUATION INSURANCE	-	3,310.73	3,375.86	3,389.43
63-51926-136	LIFE INSURANCE	414.79	2,401.62	933.61	934.40
63-51926-137	LONGEVITY PAY	-	-	-	-
63-51926-138	WRS RETIREMENT	-	52,533.95	51,030.47	51,235.53
63-51926-180	RECOGNITION PROGRAM	904.10	2,000.00	2,000.00	350.00
63-51926-512	WORKERS COMPENSATION	-	6,921.61	-	-
63-51928-210	REGULATORY PROF SERVICES	-	500.00	500.00	500.00
63-51928-300	REGULATORY EXPENSE	6,870.51	3,500.00	3,500.00	3,500.00
63-51930-003	CONTRA LABOR EXPENSE	(162.20)	-	-	-
63-51930-004	CONTRA ADMIN EXPENSE	(46.29)	-	-	-
63-51930-005	CONTRA OPER EQUIPMENT EXPENSE	(28,829.60)	-	-	-
63-51930-110	MISC GENERAL SALARY	53,152.46	100,454.90	94,886.98	94,971.44
63-51930-130	SAFETY EQUIPMENT AND PPE	7,808.49	5,000.00	5,500.00	5,500.00
63-51930-251	IT SERVICE AND EQUIPMENT	10,024.42	7,000.00	7,250.00	7,250.00
63-51930-300	MISC GENERAL EXPENSES	1,839.47	1,000.00	1,000.00	1,000.00
63-51930-330	PROFESSIONAL DEV/TRAINING	19,514.30	8,500.00	16,500.00	16,500.00
63-51930-331	APPRENTICESHIP TRAINING	2,168.82	8,500.00	8,500.00	8,500.00
63-51930-340	TOOL AND EQUIPMENT	32,061.27	183,000.00	12,000.00	12,000.00
63-51930-343	TRANSPORTATION FUEL	9,868.08	5,000.00	11,000.00	11,000.00
63-51930-350	TRANSPORTATION MAINTENANCE	23,194.44	5,000.00	22,000.00	22,000.00
63-51930-392	PUBLIC RELATIONS AND ADVOCACY	2,691.06	2,500.00	2,500.00	2,500.00
63-51930-840	TRANSPORTATION EQUIPMENT	47.98	46,000.00	191,000.00	-
63-51931-360	BUILDING EXPENSES - RENT	13,000.00	19,500.00	19,500.00	19,500.00
63-51932-110	BUILDING AND PLANT SALARY	823.48	6,852.00	6,873.54	6,873.54
63-51932-300	BUILDING AND PLANT MAINTENANCE	10,597.54	250,000.00	181,281.59	181,281.59
63-51932-360	BUILDING & PLANT UTILITY COSTS	9,984.64	6,000.00	10,000.00	10,000.00
63-51932-821	BUILDING & PLANT IMPROVEMENT	830.37	6,000.00	2,500.00	2,500.00
		(186,790.18)	(3,654.64)	1,403,017.70	878,448.54
					885,781.00
					(7,332.46)

Levy Balance and Totals REFLECTING REVISED VALUES

	2022	2021
Government	\$ 309,947.82	\$ 284,031.53
Municipal Court	\$ 83,402.22	\$ 83,186.75
Police	\$ 1,392,123.36	\$ 1,329,721.82
Fire District / Building Inspection	\$ 553,126.70	\$ 542,497.48
Public Works	\$ 1,008,802.15	\$ 948,859.43
Health & Human Services	\$ 80,545.56	\$ 79,917.67
Parks and Recreation	\$ 270,153.25	\$ 264,341.05
Economic Development	\$ 150,259.83	\$ 139,170.85
Transfer to Capital	\$ 125,000.00	
EMS Levy	\$ 116,275.00	\$ 102,862.50
Library Levy	\$ 298,524.24	\$ 292,670.82
Cemetery Levy	\$ 89,477.00	\$ 86,909.97
TID 5 Debt Levy Backfill		\$ -
TID 6 Debt Levy Backfill		\$ -
TID 7 Debt Levy Backfill		\$ -
TID 8 Debt Levy Backfill		\$ (1.00)
Debt Service	\$ 820,878.02	\$ 573,284.00
CIP	\$ 109,850.00	\$ 228,821.00
Levy Eligible Expenses	\$ 5,408,365.15	\$ 4,956,273.87

	General Levy	Debt Levy
Assessed Value	\$ 387,674,900	\$ 387,674,900
Levy	\$ (6.2104083)	\$ (2.11744)
Levy Revenue	(2,407,619)	\$ (820,878)
Other Revenues	\$ (2,179,868)	\$ -
	\$ (4,587,487)	\$ (820,878)
Expense	\$ 4,587,487	\$ 820,878
	\$ -	\$ -
Less City TID Contribution	\$ 223,811	
Final Balance	\$ 223,811	

	Rate per \$1,000	Exp Cuts/Rev Gaps
Current Mill Rate Need	\$ (8.905163)	\$ -
Previous Years Mill Rate	\$ (7.999999)	\$ 350,909.40

One penny equals \$3,889

Park Borrowing for 2021 cost equals .15310018 (59,540.66)

Impact from 2021 to 2022

Home Value

\$	200,000.00		
\$	1,599.98	\$	1,781.03
		\$	181.05
		\$	228.86

RESOLUTION #2021-22**CITY OF EVANSVILLE****RESOLUTION ADOPTING 2022 OPERATING AND
CAPITAL BUDGETS AND SETTING TAX LEVIES**

WHEREAS, annually the City of Evansville must present to the public its annual budget, and

WHEREAS, department heads and staff have presented their requested budgets for operations and capital, and

WHEREAS, the Finance and Labor Relations Committee has reviewed these requests and has made adjustments to best meet legal requirements on taxation, service needs and policy goals.

NOW, THEREFORE, BE IT RESOLVED, the City of Evansville shall appropriate the funds necessary for the operation of the government of the City of Evansville.

NOW, THEREFORE, BE IT FURTHER RESOLVED hereby appropriated out of the receipts of the City of Evansville for the Year 2022, including moneys received from the general property tax levy, to the various purposes set forth in the budget attached hereto for the purposes stated, the following amounts:

Summary of 2022 Budget and Tax Levies

Fund	Levy	Total Revenues Including Levy	Total Expend. Includes Levy	Fund Balance Applied
Capital Projects	\$ 109,850	\$ 11,828,645	\$ 12,176,160	\$ 347,515
Cemetery	\$ 89,477	\$ 126,742	\$ 144,228	\$ 17,486
Debt Service	\$ 820,878	\$ 1,167,253	\$ 1,167,253	\$ -
EMS	\$ 116,275	\$ 593,076	\$ 655,907	\$ 62,831
General Fund	\$ 1,793,493	\$ 3,848,361	\$ 3,848,361	\$ -
Tourism	\$ -	\$ 11,000	\$ 19,700	\$ 8,700
Library	\$ 298,524	\$ 382,269	\$ 392,675	\$ 10,406
Stormwater	\$ -	\$ 983,150	\$ 1,290,764	\$ 307,614
TID #5	\$ -	\$ 319,975	\$ 185,465	\$ (134,510)
TID #6	\$ -	\$ 126,834	\$ 125,048	\$ (1,786)
TID #7	\$ -	\$ 90,172	\$ 73,550	\$ (16,622)
TID #8	\$ -	\$ 82,073	\$ 81,812	\$ (261)
TID #9		\$ 52,600	\$ 52,600	\$ -
Housing Fund	\$ -	\$ 150	\$ 150,000	\$ 149,850
Wastewater	\$ -	\$ 2,936,602	\$ 2,964,943	\$ 28,341
Water	\$ -	\$ 2,424,969	\$ 2,508,702	\$ 83,733
Electric	\$ -	\$ 8,141,850	\$ 9,020,298	\$ 878,449
TOTAL	\$ 3,228,497	\$ 33,115,720	\$ 34,857,466	\$ 1,741,746

General Fund Summary

Revenues		Expenditures	
Taxes	\$ (2,256,893)	General Government	\$ 393,350
Intergovernmental	\$ (763,403)	Public Safety	\$ 1,945,250
Licenses & Permits	\$ (226,700)	Public Works	\$ 1,008,802
Fines, Forfeit. & Penalties	\$ (66,000)	Parks & Recreation	\$ 270,153
Public Charges for Service	\$ (467,540)	Conserv. & Devel	\$ 150,260
Miscellaneous Revenues	\$ (67,825)	Health & Human Serv.	\$ 80,546
Fund Balance Applied			
TOTAL	\$ (3,848,361)	TOTAL	\$ 3,848,361

NOW, THEREFORE, BE IT FURTHER RESOLVED, the assessed valuation is \$388,945,400, hereby levying a city tax of \$8.876074 upon each one-thousand dollars of taxable property within the City of Evansville as returned by the assessor in the year 2021 for uses and purposes set forth in said budget.

NOW, THEREFORE, BE IT FURTHER RESOLVED, the governing body of the City of Evansville, Wisconsin, authorizes and directs the City Clerk to apply the tax upon the current tax roll of the City of Evansville.

NOW, THEREFORE, BE IT FURTHER RESOLVED, this resolution shall take effect and be in force from and after its passage and publication as provided by law.

Adopted this _____ day of November, 2021.

William C. Hurtley, Mayor

Attest: _____
Darnisha Haley, City Clerk

Preliminary Draft: 09/30/2021
 Introduced: 10/12/2021
 Notice published: 11/03/2021
 Adopted: 00/00/2021
 Published: 00/00/2021

Invoice GL Account	Invoice GL Account Title	Vendor Number	Payee	Description	Invoice Number	Check Issue Date	Check Amount	Check Number	Discount Taken	GL Activity#	Job Number
01-1000130	UTILITY CASH CLEARING	9126	MILLER, LILAS	REFUND W&L OVERPAYMENT FOR 414 S MADISON ST	2021-10	10/08/2021	63.49	46896	.00	0	
01-1000130	UTILITY CASH CLEARING	5015	TRIPLE B INVESTMENTS L	REFUND W&L OVERPAYMENT-30 COUNTRYSIDE DR #5	11315004-20	10/15/2021	140.43	46952	.00	0	
01-1000130	UTILITY CASH CLEARING	5015	TRIPLE B INVESTMENTS L	REFUND W&L OVERPAYMENT-30 COUNTRYSIDE DR #7	11307010-20	10/08/2021	186.43	46907	.00	0	
01-1000130	UTILITY CASH CLEARING	5015	TRIPLE B INVESTMENTS L	REFUND W&L OVERPAYMENT-30 COUNTRYSIDE DR #8	11308002-20	10/08/2021	67.09	46907	.00	0	
01-1000130	UTILITY CASH CLEARING	5015	TRIPLE B INVESTMENTS L	REFUND W&L OVERPAYMENT-20 COUNTRYSIDE DR #1	11311010-20	10/08/2021	104.16	46907	.00	0	
01-1000130	UTILITY CASH CLEARING	5015	TRIPLE B INVESTMENTS L	REFUND W&L OVERPAYMENT-103 S MADISON ST	14252002-20	10/08/2021	206.55	46907	.00	0	
01-1000130	UTILITY CASH CLEARING	1091	AMERIGAS	REFUND WATER & LIGHT OVERPAYMENT FOR 12-1800-00	2021-10	10/08/2021	16.36	46875	.00	0	
01-1000130	UTILITY CASH CLEARING	921820	SCHOONOVER, RANDY	REIMBURSE W&L OVERPAYMENT	2021-10	10/28/2021	209.69	47025	.00	0	
01-1000130	UTILITY CASH CLEARING	922617	SMECKO, JOHN	REFUND W&L OVERPAYMENT-20 S WINDMILL RIDGE RD	31003200-20	10/08/2021	98.26	46902	.00	0	
01-1000130	UTILITY CASH CLEARING	922676	JOHNSON, THE ESTATE O	REFUND W&L OVERPAYMENT-10-2315 -07	2021-10	10/08/2021	12.85	46892	.00	0	
01-1000130	UTILITY CASH CLEARING	922677	GONZALEZ, JAMES	REFUND W&L OVERPAYMENT FOR 17 1/2 WATER ST	2021-10	10/08/2021	3.32	46890	.00	0	
01-1000130	UTILITY CASH CLEARING	922678	EVANSVILLE REALTY	REFUND W&L OVERPAYMENT	2021-10	10/08/2021	77.09	46888	.00	0	
01-1000130	UTILITY CASH CLEARING	922679	KEAR, AARON & MORGAN	REFUND W&L OVERPAYMENT FOR 635 BADGER DR	2021-10	10/08/2021	248.26	46893	.00	0	
01-1000130	UTILITY CASH CLEARING	922680	ELSKAMP, SUSAN	REFUND W&L OVERPAYMENT FOR 658 W MAIN ST	2021-10	10/08/2021	146.02	46885	.00	0	
01-1000130	UTILITY CASH CLEARING	922681	BEATH, STERLING & MAR	REFUND W&L OVERPAYMENT FOR 107 W LIBERTY ST	2021-10	10/08/2021	254.97	46878	.00	0	
Total 011000130:							1,834.97		.00		
10-1650000	PREPAYMENTS	1850	COMPUTER KNOW HOW L	20 PRE PAID SERVICE HOURS	36292	10/28/2021	2,000.00	47004	.00	0	
Total 101650000:							2,000.00		.00		
10-1650020	PREPAID POSTAGE	2763	QUADIENT FINANCE USA I	MONTHLY POSTAGE-PREPAID POSTAGE	5090-1021	10/22/2021	49.26-	46983	.00	0	
Total 101650020:							49.26-		.00		
10-2127000	DEPOSIT-STREET OPENING	3984	R&K & SONS CONSTRUCT	STREET OPENING DEPOSIT-BROWN SCHOOL RD	2021-10	10/01/2021	520.00	46861	.00	0	
10-2127000	DEPOSIT-STREET OPENING	922675	JR UNDERGROUND	REIMBURSE STREET OPENING DEPOSIT-50-150 N UNION ST	2021-10	10/01/2021	520.00	46845	.00	0	
10-2127000	DEPOSIT-STREET OPENING	922675	JR UNDERGROUND	REIMBURSE STREET OPENING DEPOSIT-STONEWOOD CT	2021-10	10/01/2021	520.00	46845	.00	0	
Total 102127000:							1,560.00		.00		
10-2127500	REIMBURSABLE DEV COSTS	4990	TOWN & COUNTRY ENGIN	PROJECT EV 97-ENG FEES 1ST ADD							

Invoice GL Account	Invoice GL Account Title	Vendor Number	Payee	Description	Invoice Number	Check Issue Date	Check Amount	Check Number	Discount Taken	GL Activity#	Job Number
				TO WESTFIELD MEADOWS	23201	10/22/2021	317.50	46991	.00	0	
10-2127500	REIMBURSABLE DEV COSTS	4990	TOWN & COUNTRY ENGIN	PROJECT EV 47 - WESTFIELD MEADOWS LOT 30-ENG FEES	23195	10/15/2021	585.00	46951	.00	0	
10-2127500	REIMBURSABLE DEV COSTS	4990	TOWN & COUNTRY ENGIN	PROJECT EV 84 - SETTLERS GROVE-ENGINEER FEES	23196	10/15/2021	108.75	46951	.00	0	
Total 102127500:							1,011.25		.00		
10-2131100	FEDERAL W/H TAX DEDUCTIO	2442	FICA/FWT DEPOSIT - EFTP	SOC SEC/MED/FWT FEDERAL WITHHOLDING TAX Pay Period: 10/8/2021	PR1008211	10/28/2021	9,555.47	20131713	.00	0	
10-2131100	FEDERAL W/H TAX DEDUCTIO	2442	FICA/FWT DEPOSIT - EFTP	SOC SEC/MED/FWT adj supp emp 5060	PR1008211	10/28/2021	56.97	20131713	.00	0	
10-2131100	FEDERAL W/H TAX DEDUCTIO	2442	FICA/FWT DEPOSIT - EFTP	SOC SEC/MED/FWT FEDERAL WITHHOLDING TAX Pay Period: 9/24/2021	PR0924211	10/15/2021	10,369.34	20131705	.00	0	
Total 102131100:							19,981.78		.00		
10-2131200	STATE W/H TAX DEDUCTION	5550	WI DEPT OF REVENUE-EF	SWT STATE WITHHOLDING TAX Pay Period: 9/24/2021	PR0924211	10/15/2021	5,404.53	20131708	.00	0	
10-2131200	STATE W/H TAX DEDUCTION	5550	WI DEPT OF REVENUE-EF	SWT STATE WITHHOLDING TAX Pay Period: 10/8/2021	PR1008211	10/28/2021	5,044.90	20131717	.00	0	
10-2131200	STATE W/H TAX DEDUCTION	5550	WI DEPT OF REVENUE-EF	SWT adj supp emp 5060	PR1008211	10/28/2021	60.73	20131717	.00	0	
Total 102131200:							10,510.16		.00		
10-2132110	HEALTH INSURANCE	1997	WI DEPT-EMPLOYEE TRU	HEALTH INS DED/EXP RETIREE HEALTH CARE PAYMENTS Pay Period: 9/24/2021	PR0924211	10/28/2021	1,743.32	20131718	.00	0	
10-2132110	HEALTH INSURANCE	1997	WI DEPT-EMPLOYEE TRU	HEALTH INS DED/EXP HEALTH INS - SINGLE (PRE TAX) Pay Period: 9/24/2021	PR0924211	10/28/2021	393.28	20131718	.00	0	
10-2132110	HEALTH INSURANCE	1997	WI DEPT-EMPLOYEE TRU	HEALTH INS DED/EXP HEALTH INS - SINGLE (PRE TAX) Pay Period: 9/24/2021	PR0924211	10/28/2021	2,902.98	20131718	.00	0	
10-2132110	HEALTH INSURANCE	1997	WI DEPT-EMPLOYEE TRU	HEALTH INS DED/EXP HEALTH INS - FAMILY (PRE TAX) Pay Period: 9/24/2021	PR0924211	10/28/2021	1,821.72	20131718	.00	0	
10-2132110	HEALTH INSURANCE	1997	WI DEPT-EMPLOYEE TRU	HEALTH INS DED/EXP HEALTH INS - FAMILY (PRE TAX) Pay Period: 9/24/2021	PR0924211	10/28/2021	21,961.43	20131718	.00	0	
10-2132110	HEALTH INSURANCE	1997	WI DEPT-EMPLOYEE TRU	HEALTH INS DED/EXP HEALTH INSURANCE - FAMIL Pay Period: 9/24/2021	PR0924211	10/28/2021	128.51	20131718	.00	0	
10-2132110	HEALTH INSURANCE	1997	WI DEPT-EMPLOYEE TRU	HEALTH INS DED/EXP HEALTH INSURANCE - FAMIL Pay Period: 9/24/2021	PR0924211	10/28/2021	831.63	20131718	.00	0	
10-2132110	HEALTH INSURANCE	1997	WI DEPT-EMPLOYEE TRU	HEALTH INS DED/EXP HEALTH INS - FAMILY (PRE TAX)2 Pay Period: 9/10/2021	PR0910211	10/28/2021	21,810.89	20131718	.00	0	
10-2132110	HEALTH INSURANCE	1997	WI DEPT-EMPLOYEE TRU	HEALTH INS DED/EXP HEALTH INS -							

Invoice GL Account	Invoice GL Account Title	Vendor Number	Payee	Description	Invoice Number	Check Issue Date	Check Amount	Check Number	Discount Taken	GL Activity#	Job Number
				SINGLE (PRE TAX) Pay Period: 9/10/2021	PR0910211	10/28/2021	204.78	20131718	.00	0	
10-2132110	HEALTH INSURANCE	1997	WI DEPT-EMPLOYEE TRU	HEALTH INS DED/EXP HEALTH INS - SINGLE (PRE TAX) Pay Period: 9/10/2021	PR0910211	10/28/2021	2,714.48	20131718	.00	0	
10-2132110	HEALTH INSURANCE	1997	WI DEPT-EMPLOYEE TRU	HEALTH INS DED/EXP HEALTH INS - FAMILY (PRE TAX) Pay Period: 9/10/2021	PR0910211	10/28/2021	145.25	20131718	.00	0	
10-2132110	HEALTH INSURANCE	1997	WI DEPT-EMPLOYEE TRU	HEALTH INS DED/EXP HEALTH INS - FAMILY (PRE TAX) Pay Period: 9/10/2021	PR0910211	10/28/2021	1,170.93	20131718	.00	0	
10-2132110	HEALTH INSURANCE	1997	WI DEPT-EMPLOYEE TRU	HEALTH INS DED/EXP HEALTH INS - FAMILY (PRE TAX)2 Pay Period: 9/10/2021	PR0910211	10/28/2021	1,993.74	20131718	.00	0	
Total 102132110:							57,822.94		.00		
10-2132120	DENTAL INSURANCE	1998	DELTA DENTAL OF WISCO	DENTAL INS DED/EXP DENTAL INSURANCE Employer Pay Period: 9/24/2021	PR0924211	10/22/2021	3,959.45	46969	.00	0	
Total 102132120:							3,959.45		.00		
10-2132130	RETIREMENT PAYABLE	5610	WISCONSIN RETIREMENT	WIS RETIRE EXP WRS ELECTED Pay Period: 8/27/2021	PR0827210	10/28/2021	63.45	20131722	.00	0	
10-2132130	RETIREMENT PAYABLE	5610	WISCONSIN RETIREMENT	WIS RETIRE EXP WRS GENERAL Pay Period: 8/27/2021	PR0827210	10/28/2021	5,080.70	20131722	.00	0	
10-2132130	RETIREMENT PAYABLE	5610	WISCONSIN RETIREMENT	WIS RETIRE EXP WRS GENERAL Pay Period: 8/27/2021	PR0827210	10/28/2021	5,080.70	20131722	.00	0	
10-2132130	RETIREMENT PAYABLE	5610	WISCONSIN RETIREMENT	WIS RETIRE EXP WRS PROTECTED UNION Pay Period: 8/27/2021	PR0827210	10/28/2021	1,853.12	20131722	.00	0	
10-2132130	RETIREMENT PAYABLE	5610	WISCONSIN RETIREMENT	WIS RETIRE EXP WRS PROTECTED UNION Pay Period: 8/27/2021	PR0827210	10/28/2021	3,250.50	20131722	.00	0	
10-2132130	RETIREMENT PAYABLE	5610	WISCONSIN RETIREMENT	WIS RETIRE EXP WRS ELECTED Pay Period: 8/27/2021	PR0827210	10/28/2021	63.45	20131722	.00	0	
10-2132130	RETIREMENT PAYABLE	5610	WISCONSIN RETIREMENT	WIS RETIRE EXP WRS PROTECTED UNION Pay Period: 9/10/2021	PR0910210	10/28/2021	3,439.58	20131722	.00	0	
10-2132130	RETIREMENT PAYABLE	5610	WISCONSIN RETIREMENT	WIS RETIRE EXP WRS GENERAL Pay Period: 9/10/2021	PR0910210	10/28/2021	5,059.17	20131722	.00	0	
10-2132130	RETIREMENT PAYABLE	5610	WISCONSIN RETIREMENT	WIS RETIRE EXP WRS GENERAL Pay Period: 9/10/2021	PR0910210	10/28/2021	5,059.17	20131722	.00	0	
10-2132130	RETIREMENT PAYABLE	5610	WISCONSIN RETIREMENT	WIS RETIRE EXP WRS PROTECTED UNION Pay Period: 9/10/2021	PR0910210	10/28/2021	1,960.91	20131722	.00	0	
10-2132130	RETIREMENT PAYABLE	5610	WISCONSIN RETIREMENT	ADJUSTMENT	PR0827-090	10/28/2021	1,331.28-	20131722	.00	0	
Total 102132130:							29,579.47		.00		
10-2133100	FICA DEDUCTIONS	2442	FICA/FWT DEPOSIT - EFTP	SOC SEC/MED/FWT SOCIAL SECURITY Pay Period: 10/8/2021	PR1008211	10/28/2021	6,617.37	20131713	.00	0	
10-2133100	FICA DEDUCTIONS	2442	FICA/FWT DEPOSIT - EFTP	SOC SEC/MED/FWT SOCIAL SECURITY Pay Period: 10/8/2021	PR1008211	10/28/2021	5,815.86	20131713	.00	0	

Invoice GL Account	Invoice GL Account Title	Vendor Number	Payee	Description	Invoice Number	Check Issue Date	Check Amount	Check Number	Discount Taken	GL Activity#	Job Number
10-2133100	FICA DEDUCTIONS	2442	FICA/FWT DEPOSIT - EFTP	SOC SEC/MED/FWT MEDICARE Pay Period: 10/8/2021	PR1008211	10/28/2021	1,360.16	20131713	.00	0	
10-2133100	FICA DEDUCTIONS	2442	FICA/FWT DEPOSIT - EFTP	SOC SEC/MED/FWT MEDICARE Pay Period: 10/8/2021	PR1008211	10/28/2021	1,360.16	20131713	.00	0	
10-2133100	FICA DEDUCTIONS	2442	FICA/FWT DEPOSIT - EFTP	SOC SEC/MED/FWT adj supp emp 5060	PR1008211	10/28/2021	42.60	20131713	.00	0	
10-2133100	FICA DEDUCTIONS	2442	FICA/FWT DEPOSIT - EFTP	SOC SEC/MED/FWT adj supp emp 5060	PR1008211	10/28/2021	182.14	20131713	.00	0	
10-2133100	FICA DEDUCTIONS	2442	FICA/FWT DEPOSIT - EFTP	SOC SEC/MED/FWT SOCIAL SECURITY Pay Period: 9/24/2021	PR0924211	10/15/2021	7,200.95	20131705	.00	0	
10-2133100	FICA DEDUCTIONS	2442	FICA/FWT DEPOSIT - EFTP	SOC SEC/MED/FWT SOCIAL SECURITY Pay Period: 9/24/2021	PR0924211	10/15/2021	6,341.70	20131705	.00	0	
10-2133100	FICA DEDUCTIONS	2442	FICA/FWT DEPOSIT - EFTP	SOC SEC/MED/FWT MEDICARE Pay Period: 9/24/2021	PR0924211	10/15/2021	1,483.15	20131705	.00	0	
10-2133100	FICA DEDUCTIONS	2442	FICA/FWT DEPOSIT - EFTP	SOC SEC/MED/FWT MEDICARE Pay Period: 9/24/2021	PR0924211	10/15/2021	1,483.15	20131705	.00	0	
Total 102133100:							31,887.24		.00		
10-2134300	LIFE INS DEDUCTION	3515	SECURIAN FINANCIAL GR	LIFE INS DED/EXP LIFE INSURANCE Pay Period: 9/24/2021	PR0924213	10/15/2021	401.44	46947	.00	0	
10-2134300	LIFE INS DEDUCTION	3515	SECURIAN FINANCIAL GR	LIFE INS DED/EXP LIFE INSURANCE Pay Period: 9/24/2021	PR0924213	10/15/2021	790.38	46947	.00	0	
10-2134300	LIFE INS DEDUCTION	3515	SECURIAN FINANCIAL GR	ADJUSTMENT	PR0924213	10/15/2021	11.88-	46947	.00	0	
10-2134300	LIFE INS DEDUCTION	3515	SECURIAN FINANCIAL GR	ADJUSTMENT	PR0924213	10/15/2021	16.64	46947	.00	0	
10-2134300	LIFE INS DEDUCTION	3515	SECURIAN FINANCIAL GR	ADJUSTMENT-ROUNDING	PR0924213	10/15/2021	.02	46947	.00	0	
Total 102134300:							1,196.60		.00		
10-2136100	UNION DUES DEDUCTIONS	5603	WI PROFESSIONAL POLIC	UNION DUES POLICE UNION DUES- POLICE Pay Period: 9/24/2021	PR0924211	10/01/2021	336.00	46870	.00	0	
Total 102136100:							336.00		.00		
10-2137000	PAYROLL DEDUCTION MISC	5708	WISCONSIN SCTF	SUPP FEES-C.J.	PR1008212	10/15/2021	65.00	20131710	.00	0	
10-2137000	PAYROLL DEDUCTION MISC	5708	WISCONSIN SCTF	SUPP FEES-A.T.	PR1008212	10/15/2021	65.00	20131710	.00	0	
10-2137000	PAYROLL DEDUCTION MISC	5708	WI SCTF	CHILD SUPPORT DED CHILD SUPPORT Pay Period: 10/8/2021	PR1008212	10/15/2021	1,166.99	20131709	.00	0	
10-2137000	PAYROLL DEDUCTION MISC	5708	WI SCTF	CHILD SUPPORT DED CHILD SUPPORT Pay Period: 10/22/2021	PR1022212	10/28/2021	1,166.99	20131719	.00	0	
Total 102137000:							2,463.98		.00		
10-2138000	ICMA RETIREMENT CORP DEF	2849	SECURITY BENEFIT	POLICE/VIBA DEFERRED - SBG - AMOUNT Pay Period: 10/8/2021	PR1008210	10/15/2021	400.00	20131706	.00	0	
10-2138000	ICMA RETIREMENT CORP DEF	2849	SECURITY BENEFIT	DEF COMP-SBG DEFERRED COMP - SBG-% OF AMT Pay Period: 10/8/2021	PR1008211	10/15/2021	1,707.45	20131706	.00	0	
10-2138000	ICMA RETIREMENT CORP DEF	2849	SECURITY BENEFIT LIFE I	DEF COMP-SBG DEFERRED COMP - SBG-% OF AMT Pay Period: 10/22/2021	PR1022211	10/28/2021	1,715.60	20131714	.00	0	
10-2138000	ICMA RETIREMENT CORP DEF	2855	VANTAGEPOINT TRANS A	DEF COMP DED DEFERRED COMP - ICMA - AMOUNT Pay Period: 10/8/2021	PR1008211	10/15/2021	210.00	46955	.00	0	

Invoice GL Account	Invoice GL Account Title	Vendor Number	Payee	Description	Invoice Number	Check Issue Date	Check Amount	Check Number	Discount Taken	GL Activity#	Job Number
10-2138000	ICMA RETIREMENT CORP DEF	2855	VANTAGEPOINT	TRANS A DEF COMP DED DEFERRED COMP - ICMA - AMOUNT Pay Period: 9/24/2021	PR0924211	10/01/2021	210.00	46867	.00	0	
10-2138000	ICMA RETIREMENT CORP DEF	2855	VANTAGEPOINT	TRANS A DEF COMP DED DEFERRED COMP - ICMA - AMOUNT Pay Period: 10/22/2021	PR1022211	10/28/2021	210.00	47029	.00	0	
Total 102138000:							4,453.05		.00		
10-2140000	AFLAC ACC INS DEDUCTION	1065	AFLAC	ACC/MED/CCARE DED AFLAC ACCIDENT INSURANCE Pay Period: 10/8/2021	PR1008211	10/28/2021	12.42	20131711	.00	0	
10-2140000	AFLAC ACC INS DEDUCTION	1065	AFLAC	ACC/MED/CCARE DED AFLAC ACCIDENT INSURANCE Pay Period: 9/24/2021	PR0924211	10/28/2021	12.42	20131711	.00	0	
Total 102140000:							24.84		.00		
10-2141000	AFLAC MED INS DEDUCTIONS	1065	AFLAC	ACC/MED/CCARE DED AFLAC Pay Period: 10/8/2021	PR1008211	10/28/2021	28.27	20131711	.00	0	
10-2141000	AFLAC MED INS DEDUCTIONS	1065	AFLAC	ACC/MED/CCARE DED AFLAC MEDICAL Pay Period: 9/24/2021	PR0924211	10/28/2021	28.28	20131711	.00	0	
Total 102141000:							56.55		.00		
10-44122-510	MISC LICENSES (SUNDRY)	5725	EQUAL RIGHTS DIVISION	WORK PERMIT-SEPT	2021-10 WP	10/08/2021	15.00	46887	.00	0	
Total 1044122510:							15.00		.00		
10-44300-520	BUILDING PERMITS	922682	BARNETT, SUSAN	REFUND BUILDING PERMIT FEE	2021-10	10/08/2021	50.00	46877	.00	0	
Total 1044300520:							50.00		.00		
10-48900-550	MISC REVENUE (GF)	2525	FISCHER, TIMOTHY	MISDIRECTED PAYROLL FUNDS	2021-10 A	10/22/2021	100.00	46973	.00	0	
10-48900-550	MISC REVENUE (GF)	4320	ROCK CO CLERK OF CIRC	REDIRECTED BOND PAYMENT FOR WARRANT #21CF805	2021-10	10/22/2021	100.00	46986	.00	0	
Total 1048900550:							200.00		.00		
10-51010-300	COUNCIL EXPENSES & SUPPL	2540	GORDON FLESCH CO INC	MONTHLY COPIER CHARGES- COUNCIL	IN13504030	10/22/2021	181.75	46975	.00	0	
10-51010-300	COUNCIL EXPENSES & SUPPL	9017	US BANK	CC-GOOGLE-C. RENLY-EMAIL- COUNCIL	7875-083121	10/15/2021	120.00	20131707	.00	0	
10-51010-300	COUNCIL EXPENSES & SUPPL	9017	US BANK	CC-GOOGLE-C. RENLYG-EMAIL- PARTIAL MONTH CREDIT	7875-083121	10/15/2021	9.31-	20131707	.00	0	
10-51010-300	COUNCIL EXPENSES & SUPPL	9017	US BANK	CC-LEAGUE-D. HALEY-J. MORRISON LEAGUE CONFERENCE	0308-092021	10/15/2021	270.00	20131707	.00	0	
10-51010-300	COUNCIL EXPENSES & SUPPL	9017	US BANK	CC-BEST WESTERN-J. ROBERTS- WPPI LODGING FOR J. MORRISON	2200-091621	10/15/2021	95.00	20131707	.00	0	

Invoice GL Account	Invoice GL Account Title	Vendor Number	Payee	Description	Invoice Number	Check Issue Date	Check Amount	Check Number	Discount Taken	GL Activity#	Job Number
10-51010-300	COUNCIL EXPENSES & SUPPL	9017	US BANK	CC-INGLESIDE HOTEL-J. ROBERTS-WPPI LODGING J.BROOKS	2200-091521	10/15/2021	157.07	20131707	.00	0	
10-51010-300	COUNCIL EXPENSES & SUPPL	9017	US BANK	CC-INGLESIDE HOTEL-J. ROBERTS-WPPI LODGING J. MORRISON	2200-091521	10/15/2021	157.07	20131707	.00	0	
10-51010-300	COUNCIL EXPENSES & SUPPL	3543	JOY MORRISON	REIMB MILEAGE-WPPI ANNUAL MEETING PEWAUKEE, WI	2021-10	10/22/2021	87.23	46979	.00	0	
Total 1051010300:							1,058.81		.00		
10-51020-300	MAYOR EXPENSES	9017	US BANK	CC-GOOGLE-C. RENLY-EMAIL-MAYOR	7875-083121	10/15/2021	12.00	20131707	.00	0	
Total 1051020300:							12.00		.00		
10-51030-281	MUNI COURT FINES/ASSESS	4700	ST OF WIS CONTROLLER'	COURT FINES/ASSESS-SEP	2021-09	10/15/2021	1,427.20	46949	.00	0	
10-51030-281	MUNI COURT FINES/ASSESS	5160	CITY OF EVANSVILLE	MUNICIPAL COURT OVERPAYMENT	2021-10 CO	10/15/2021	2.00	46925	.00	0	
10-51030-281	MUNI COURT FINES/ASSESS	4320	ROCK COUNTY TREASUR	COURT FINES/ASSESS-SEP	2021-09 C	10/15/2021	521.00	46944	.00	0	
10-51030-281	MUNI COURT FINES/ASSESS	1068	ALL 'N ONE	REDISTRIBUTE RESTITUTION - MUNI COURT	2021-10	10/15/2021	480.00	46914	.00	0	
10-51030-281	MUNI COURT FINES/ASSESS	922628	KAETHER, MAX	REDIRECTED RESTITUTION	2021-10	10/15/2021	20.00	46933	.00	0	
10-51030-281	MUNI COURT FINES/ASSESS	922683	BERGUM, BRAIDEN	REFUND MUNI COURT OVERPAYMENT	2021-10	10/15/2021	7.80	46920	.00	0	
Total 1051030281:							2,458.00		.00		
10-51030-300	MUNICIPAL COURT EXPENSE	9017	US BANK	CC-GOOGLE-C. RENLY-EMAIL-COURT	7875-083121	10/15/2021	24.00	20131707	.00	0	
10-51030-300	MUNICIPAL COURT EXPENSE	9017	US BANK	CC-ZOOM-T. ALISANKUS-MEETINGS	6004-090321	10/15/2021	14.99	20131707	.00	0	
10-51030-300	MUNICIPAL COURT EXPENSE	9017	US BANK	CC-BEST WESTERN-T. ALISANKUS LODGING	6004-091721	10/15/2021	412.55	20131707	.00	0	
10-51030-300	MUNICIPAL COURT EXPENSE	1090	AT&T	MONTHLY AT&T CHARGES-MUNI COURT	60888222811	10/15/2021	17.80	46916	.00	0	
10-51030-300	MUNICIPAL COURT EXPENSE	2763	QUADIENT FINANCE USA I	MONTHLY POSTAGE-MUNI COURT	5090-1021	10/22/2021	9.18	46983	.00	0	
Total 1051030300:							478.52		.00		
10-51040-210	LEGAL SERVICES	1885	CONSIGNY LAW FIRM SC	ATTY FEES-GENERAL FUND	52229	10/08/2021	859.40	46881	.00	0	
Total 1051040210:							859.40		.00		
10-51040-215	LEGAL SERVICES MUNI COUR	1885	CONSIGNY LAW FIRM SC	ATTY FEES-MUNI COURT	52230	10/08/2021	1,571.50	46881	.00	0	
Total 1051040215:							1,571.50		.00		
10-51090-210	ACCOUNTING/AUDITING	2938	JOHNSON-BLOCK & CO IN	AUDITING SERVICES-BUDGETARY ASSISTANCE	490519	10/22/2021	1,680.00	46978	.00	0	
10-51090-210	ACCOUNTING/AUDITING	3028	KEY BENEFIT CONCEPTS	POST EMPLOYMENT - OPEB TABLE UPDATES	2261771	10/15/2021	480.00	46934	.00	0	

Invoice GL Account	Invoice GL Account Title	Vendor Number	Payee	Description	Invoice Number	Check Issue Date	Check Amount	Check Number	Discount Taken	GL Activity#	Job Number
Total 1051090210:							2,160.00		.00		
10-51100-210	ASSESSOR SERVICES	1220	ASSOCIATED APPRAISAL	PROFESSIONAL SERVICES-OCT	156569	10/01/2021	1,766.67	46827	.00	0	
10-51100-210	ASSESSOR SERVICES	1220	ASSOCIATED APPRAISAL	INTERNET POSTING OF PARCELS BY ASSESSMENT TECHNOLOGIES	156569	10/01/2021	34.82	46827	.00	0	
Total 1051100210:							1,801.49		.00		
10-51110-250	FINANCE OFFICE EQUIP CON	2540	GORDON FLESCH CO INC	MONTHLY COPIER CHARGES-CLERK/FINANCE	IN13504030	10/22/2021	62.82	46975	.00	0	
10-51110-250	FINANCE OFFICE EQUIP CON	2540	GORDON FLESCH CO INC	MONTHLY COPIER CHARGES-ADMIN/FIN DIR	IN13504030	10/22/2021	3.57	46975	.00	0	
10-51110-250	FINANCE OFFICE EQUIP CON	2540	GORDON FLESCH CO INC	MONTHLY COPIER CHARGES-CLERK/FINANCE	IN13504030	10/22/2021	110.54	46975	.00	0	
10-51110-250	FINANCE OFFICE EQUIP CON	2540	GORDON FLESCH CO INC	ROUNDING ISSUE	IN13504030	10/22/2021	.01-	46975	.00	0	
Total 1051110250:							176.92		.00		
10-51110-251	FINANCE - IT MAINT & REPAIR	1850	COMPUTER KNOW HOW L	SSL CERTIFICATE FOR MVIEWPOINT	COE-SSL	10/15/2021	149.95	46926	.00	0	
10-51110-251	FINANCE - IT MAINT & REPAIR	1850	COMPUTER KNOW HOW L	BDR BACKUP SYSTEM-FINANCE	COE-BDR41	10/15/2021	26.18	46926	.00	0	
10-51110-251	FINANCE - IT MAINT & REPAIR	1850	COMPUTER KNOW HOW L	BDR BACKUP SYSTEM-ROUNDING ISSUE	COE-BDR41	10/15/2021	.01	46926	.00	0	
Total 1051110251:							176.14		.00		
10-51110-290	FINANCE PUBLISHING CONTR	2380	THE EVANSVILLE REVIEW	MONTHLY PUBLICATION CHARGE	686	10/08/2021	675.00	46906	.00	0	
Total 1051110290:							675.00		.00		
10-51110-310	FINANCE OFFICE SUPPLIES &	5042	US POST OFFICE-EVANSV	POST OFFICE BOX #529 ANNUAL FEE	2021-529	10/15/2021	105.00	46954	.00	0	
10-51110-310	FINANCE OFFICE SUPPLIES &	4600	STAPLES BUSINESS CRE	SUPPLIES-CITY HALL-DRUM UNIT	7337941650	10/08/2021	67.99	46904	.00	0	
10-51110-310	FINANCE OFFICE SUPPLIES &	4600	STAPLES BUSINESS CRE	SUPPLIES-CITY HALL-NOTEPADS	7337941650	10/08/2021	28.98	46904	.00	0	
10-51110-310	FINANCE OFFICE SUPPLIES &	4600	STAPLES BUSINESS CRE	SUPPLIES-CITY HALL-TOILET BOWL CLEANER	7337871083	10/08/2021	18.58	46904	.00	0	
10-51110-310	FINANCE OFFICE SUPPLIES &	4600	STAPLES BUSINESS CRE	SUPPLIES-CITY HALL-WHITE OUT TAPE	7338673425	10/08/2021	14.19	46904	.00	0	
10-51110-310	FINANCE OFFICE SUPPLIES &	4600	STAPLES BUSINESS CRE	SUPPLIES-CITY HALL-TAPE	7338673425	10/08/2021	22.49	46904	.00	0	
10-51110-310	FINANCE OFFICE SUPPLIES &	4600	STAPLES BUSINESS CRE	SUPPLIES-CITY HALL-PAPER TOWEL	7338828797	10/08/2021	66.98	46904	.00	0	
10-51110-310	FINANCE OFFICE SUPPLIES &	4600	STAPLES BUSINESS CRE	SUPPLIES-CITY HALL-COPY PAPER	7338964729	10/08/2021	24.57	46904	.00	0	
10-51110-310	FINANCE OFFICE SUPPLIES &	4600	STAPLES BUSINESS CRE	SUPPLIES-CITY HALL-TONER CARTRIDGE	7339092827	10/08/2021	104.49	46904	.00	0	
10-51110-310	FINANCE OFFICE SUPPLIES &	4600	STAPLES BUSINESS CRE	SUPPLIES-CITY HALL-PENS/CARD STOCK/TONER CARTRIDGE	7339602261	10/08/2021	108.56	46904	.00	0	
10-51110-310	FINANCE OFFICE SUPPLIES &	4600	STAPLES BUSINESS CRE	SUPPLIES-CITY HALL-DRUM UNIT	7340053743	10/08/2021	123.99	46904	.00	0	
10-51110-310	FINANCE OFFICE SUPPLIES &	4600	STAPLES BUSINESS CRE	SUPPLIES-CITY HALL-FILE FOLDERS	7340115796	10/08/2021	35.99	46904	.00	0	

Invoice GL Account	Invoice GL Account Title	Vendor Number	Payee	Description	Invoice Number	Check Issue Date	Check Amount	Check Number	Discount Taken	GL Activity#	Job Number
10-51110-310	FINANCE OFFICE SUPPLIES &	922005	KIM DIENBERG	MILEAGE FOR MAIL RUN AND PACKET DELIVERY	2021-09	10/01/2021	12.60	46846	.00	0	
10-51110-310	FINANCE OFFICE SUPPLIES &	3956	PROFESSIONAL BUSINES	BUSINESS CARDS LEAH HURTLEY	115788	10/01/2021	79.84	46858	.00	0	
10-51110-310	FINANCE OFFICE SUPPLIES &	2763	QUADIENT FINANCE USA I	MONTHLY POSTAGE-CITY CLERK	5090-1021	10/22/2021	86.60	46983	.00	0	
10-51110-310	FINANCE OFFICE SUPPLIES &	922612	HALEY, DARNISHA	MILEAGE REIMBURSEMENT	2021-10	10/08/2021	19.04	46891	.00	0	
Total 1051110310:							919.89		.00		
10-51110-361	FINANCE COMMUNICATIONS	1240	DEXYP	AT&T YEL PAGES ADVERTISING-W&L	6100513679	10/28/2021	29.00	47007	.00	0	
10-51110-361	FINANCE COMMUNICATIONS	9017	US BANK	CC-GOOGLE-C. RENLY-EMAIL-FINANCE	7875-083121	10/15/2021	96.00	20131707	.00	0	
10-51110-361	FINANCE COMMUNICATIONS	1730	CHARTER COMMUNICATI	CHARTER SPECTRUM CITY HALL	0052351-102	10/08/2021	232.97	46880	.00	0	
10-51110-361	FINANCE COMMUNICATIONS	2738	HANSON ELECTRONICS L	APPLE IPHONE 13 PRO	10139741	10/15/2021	524.00	46931	.00	0	
10-51110-361	FINANCE COMMUNICATIONS	2738	HANSON ELECTRONICS L	APPLE IPHONE 13 PRO GREEN CASE	10139741	10/15/2021	59.99	46931	.00	0	
10-51110-361	FINANCE COMMUNICATIONS	5035	U S CELLULAR	MONTHLY CELLULAR SERVICE-ADMIN	0466328813-	10/22/2021	52.25	46992	.00	0	
10-51110-361	FINANCE COMMUNICATIONS	1007	8X8 INC	MONTHLY SERVICE CHARGES-FINANCE	3175701	10/15/2021	162.14	46912	.00	0	
Total 1051110361:							1,156.35		.00		
10-51110-370	FINANCE ELECTION EXPENS	1408	BEAR GRAPHICS INC	ELECTION SUPPLIES-VOTER NUMBER CUSTOM COMPOSITION	0879583	10/15/2021	397.63	46919	.00	0	
Total 1051110370:							397.63		.00		
10-51120-355	MUNICIPAL BUILDINGS	1230	AUCA CHICAGO MC LOCK	MONTHLY RUG SERVICE-YOUTH CENTER	0016414424	10/15/2021	28.75	46917	.00	0	
10-51120-355	MUNICIPAL BUILDINGS	1230	AUCA CHICAGO MC LOCK	MONTHLY RUG SERVICE-CITY HALL	0016414424	10/15/2021	43.70	46917	.00	0	
10-51120-355	MUNICIPAL BUILDINGS	1230	AUCA CHICAGO MC LOCK	MONTHLY RUG SERVICE-CITY HALL	0016414318	10/08/2021	43.70	46876	.00	0	
10-51120-355	MUNICIPAL BUILDINGS	1230	AUCA CHICAGO MC LOCK	MONTHLY RUG SERVICE-YOUTH CENTER	0016414318	10/08/2021	28.75	46876	.00	0	
10-51120-355	MUNICIPAL BUILDINGS	1230	AUCA CHICAGO MC LOCK	MONTHLY RUG SERVICE-CITY HALL	0016414528	10/28/2021	43.70	46995	.00	0	
10-51120-355	MUNICIPAL BUILDINGS	4426	SCHINDLER ELEVATOR C	ELEVATOR INSPECTION SERVICE-QUARTERLY	8105778590	10/28/2021	520.05	47024	.00	0	
10-51120-355	MUNICIPAL BUILDINGS	5160	CITY OF EVANSVILLE	ELEC/WATER-CITY HALL	2021-10 CO	10/28/2021	575.68	20131712	.00	0	
10-51120-355	MUNICIPAL BUILDINGS	5600	WE ENERGIES	MONTHLY GAS SERVICE-CITY HALL/MUNI COURT	00002-0921	10/08/2021	27.20	46909	.00	0	
10-51120-355	MUNICIPAL BUILDINGS	3955	PROFESSIONAL PEST CO	MONTHLY PEST CONTROL-CITY HALL	532312	10/01/2021	51.00	46859	.00	0	
10-51120-355	MUNICIPAL BUILDINGS	3955	PROFESSIONAL PEST CO	MONTHLY PEST CONTROL-CITY HALL	537829	10/22/2021	51.00	46982	.00	0	
10-51120-355	MUNICIPAL BUILDINGS	1090	AT&T	MONTHLY AT&T CHARGES-MUNICIPAL	60888222811	10/15/2021	17.80	46916	.00	0	
10-51120-355	MUNICIPAL BUILDINGS	1940	CULLIGAN / COMPLETE W	COOLER RENTAL	1006876	10/08/2021	8.00	46883	.00	0	
10-51120-355	MUNICIPAL BUILDINGS	1940	CULLIGAN / COMPLETE W	BOTTLED WATER	0147770	10/08/2021	21.00	46883	.00	0	
10-51120-355	MUNICIPAL BUILDINGS	1940	CULLIGAN / COMPLETE W	BOTTLED WATER	0150290	10/28/2021	14.00	47005	.00	0	

Invoice GL Account	Invoice GL Account Title	Vendor Number	Payee	Description	Invoice Number	Check Issue Date	Check Amount	Check Number	Discount Taken	GL Activity#	Job Number
Total 1051120355:							1,474.33		.00		
10-51140-220	MANUFACTURING ASSESSME	5715	WISCONSIN DEPARTMEN	MUNICIPAL ASSESSMENT OF MANUFACTURING PROPERTY	2021-10	10/15/2021	746.09	46959	.00		0
Total 1051140220:							746.09		.00		
10-51140-285	DOG & CAT EXPENSE	4320	ROCK COUNTY TREASUR	DOG LICENSES - SEPT	2021-09 D	10/08/2021	50.25	46901	.00		0
10-51140-285	DOG & CAT EXPENSE	4259	HUMANE SOCIETY OF SO	ANIMAL R&B / PICK UP CHARGE - SEPT	188	10/28/2021	291.67	47012	.00		0
Total 1051140285:							341.92		.00		
10-52200-210	PROFESSIONAL SERVICES	1885	CONSIGNY LAW FIRM SC	ATTY FEES-POLICE	52229	10/08/2021	341.00	46881	.00		0
10-52200-210	PROFESSIONAL SERVICES	9017	US BANK	CC-DEPT OF JUSTICE-EPD-BACKGROUND CHECKS	1036-082621	10/15/2021	7.00	20131707	.00		0
10-52200-210	PROFESSIONAL SERVICES	9017	US BANK	CC-DEPT OF JUSTICE-EPD-BACKGROUND CHECKS	1036-082721	10/15/2021	7.00	20131707	.00		0
10-52200-210	PROFESSIONAL SERVICES	9017	US BANK	CC-DEPT OF JUSTICE-EPD-BACKGROUND CHECKS	1036-083021	10/15/2021	35.00	20131707	.00		0
10-52200-210	PROFESSIONAL SERVICES	9017	US BANK	CC-DEPT OF JUSTICE-EPD-BACKGROUND CHECKS	1036-090221	10/15/2021	35.00	20131707	.00		0
10-52200-210	PROFESSIONAL SERVICES	9017	US BANK	CC-DEPT OF JUSTICE-EPD-BACKGROUND CHECKS	1036-091521	10/15/2021	7.00	20131707	.00		0
10-52200-210	PROFESSIONAL SERVICES	9017	US BANK	CC-DEPT OF JUSTICE-EPD-BACKGROUND CHECKS	1036-092021	10/15/2021	7.00	20131707	.00		0
10-52200-210	PROFESSIONAL SERVICES	9017	US BANK	CC-DEPT OF JUSTICE-EPD-BACKGROUND CHECKS	1036-092121	10/15/2021	7.00	20131707	.00		0
10-52200-210	PROFESSIONAL SERVICES	9017	US BANK	CC-DEPT OF JUSTICE-EPD-BACKGROUND CHECKS	1036-092321	10/15/2021	7.00	20131707	.00		0
Total 1052200210:							453.00		.00		
10-52200-251	POLICE - IT MAINT & REPAIR	1850	COMPUTER KNOW HOW L	BDR BACKUP SYSTEM-PD	COE-BDR41	10/15/2021	77.84	46926	.00		0
10-52200-251	POLICE - IT MAINT & REPAIR	5245	WATCH GUARD	SERVER TOWER/EVIDENCE LIBRARY	CMINV00019	10/08/2021	55.68	46908	.00		0
Total 1052200251:							133.52		.00		
10-52200-310	POLICE OFFICE SUPPLIES	1060	EVANSVILLE HARDWARE	EPD-FLOOR CLEANER/SCOUR PADS	200248-3035	10/22/2021	29.96	46972	.00		0
10-52200-310	POLICE OFFICE SUPPLIES	1230	AUCA CHICAGO MC LOCK	MONTHLY RUG SERVICE-PD	0016414424	10/15/2021	27.60	46917	.00		0
10-52200-310	POLICE OFFICE SUPPLIES	2540	GORDON FLESCH CO INC	MONTHLY COPIER CHARGES-POLICE DEPT	IN13504030	10/22/2021	.66	46975	.00		0
10-52200-310	POLICE OFFICE SUPPLIES	2540	GORDON FLESCH CO INC	MONTHLY COPIER CHARGES-PUBLIC SAFETY	IN13504030	10/22/2021	6.16	46975	.00		0
10-52200-310	POLICE OFFICE SUPPLIES	2540	GORDON FLESCH CO INC	MONTHLY COPIER CHARGES-POLICE DEPT	IN13494103	10/15/2021	106.07	46930	.00		0
10-52200-310	POLICE OFFICE SUPPLIES	9017	US BANK	CC-AMAZON-P. REESE-FILE POCKET							

Invoice GL Account	Invoice GL Account Title	Vendor Number	Payee	Description	Invoice Number	Check Issue Date	Check Amount	Check Number	Discount Taken	GL Activity#	Job Number
				HANDLES	2472-082421	10/15/2021	19.73	20131707	.00	0	
10-52200-310	POLICE OFFICE SUPPLIES	9017	US BANK	CC-AMAZON-P. REESE-TRASH BAGS	2472-083021	10/15/2021	193.45	20131707	.00	0	
10-52200-310	POLICE OFFICE SUPPLIES	9017	US BANK	CC-AMAZON-P. REESE-DISINFECTANT SPRAY	2472-090721	10/15/2021	116.00	20131707	.00	0	
10-52200-310	POLICE OFFICE SUPPLIES	1778	CINTAS CORP	RESTOCK 1ST AID-EPD	8405330750	10/15/2021	28.63	46924	.00	0	
10-52200-310	POLICE OFFICE SUPPLIES	2763	QUADIENT FINANCE USA I	MONTHLY POSTAGE-POLICE	5090-1021	10/22/2021	44.59	46983	.00	0	
Total 1052200310:							572.85		.00		
10-52200-330	POLICE PROFESSIONAL DEV	9017	US BANK	CC-FRONT LINE CLUB-EPD-I. REILLY-TRAINING	1036-090921	10/15/2021	15.00	20131707	.00	0	
10-52200-330	POLICE PROFESSIONAL DEV	9017	US BANK	CC-GLACIER CANYON-P. REESE-LODGING, WISCONSIN DELLS, WI	2472-090121	10/15/2021	82.00	20131707	.00	0	
10-52200-330	POLICE PROFESSIONAL DEV	9017	US BANK	CC-GLACIER CANYON-P. REESE-LODGING, WISCONSIN DELLS, WI	2472-090121	10/15/2021	82.00	20131707	.00	0	
10-52200-330	POLICE PROFESSIONAL DEV	921899	MADISON INTERNATIONA	EVOC TRAINING	1185	10/28/2021	300.00	47016	.00	0	
Total 1052200330:							479.00		.00		
10-52200-342	POLICE COMMISSION	9017	US BANK	CC-LEAGUE OF WI-P. REESE-PFC WORKSHOP-P. REESE	2472-083121	10/15/2021	130.00	20131707	.00	0	
10-52200-342	POLICE COMMISSION	9017	US BANK	CC-LEAGUE OF WI-P. REESE-PFC WORKSHOP-C.JONES	2472-083121	10/15/2021	130.00	20131707	.00	0	
Total 1052200342:							260.00		.00		
10-52200-343	POLICE VEHICLE FUEL	5060	LANDMARK SERVICES CO	EPD GAS W/DISC-AUG	1601846-092	10/01/2021	1,456.24	46847	.00	0	
10-52200-343	POLICE VEHICLE FUEL	5060	LANDMARK SERVICES CO	EPD FED GAS RFD AUG	1601846-108	10/01/2021	90.51-	46847	.00	0	
10-52200-343	POLICE VEHICLE FUEL	5060	LANDMARK SERVICES CO	EPD GAS W/DISC-SEP	1601846-102	10/15/2021	1,346.90	46935	.00	0	
10-52200-343	POLICE VEHICLE FUEL	5060	LANDMARK SERVICES CO	EPD FED GAS RFD SEPT	1601846-108	10/15/2021	85.63-	46935	.00	0	
Total 1052200343:							2,627.00		.00		
10-52200-350	POLICE EQUIP MAINTENANCE	2630	GENERAL COMMUNICATI	EPD-KENWOOD SPEAKER MIC	297624	10/08/2021	68.00	46889	.00	0	
10-52200-350	POLICE EQUIP MAINTENANCE	4747	STOPSTICK LTD	TRAINING KIT W/STORAGE BAG	0022574-IN	10/22/2021	308.00	46989	.00	0	
10-52200-350	POLICE EQUIP MAINTENANCE	3751	PAPA DUKES CAR WASH	PD-VEHICLE WASHES	2021-09	10/15/2021	20.70	46941	.00	0	
Total 1052200350:							396.70		.00		
10-52200-355	POLICE BLDG MAINT	1230	AUCA CHICAGO MC LOCK	MONTHLY RUG SERVICE-PD	0001641431	10/08/2021	27.60	46876	.00	0	
Total 1052200355:							27.60		.00		
10-52200-360	POLICE BLDG UTILITIES EXPE	5160	CITY OF EVANSVILLE	ELEC/WATER-EPD	2021-10 CO	10/28/2021	413.76	20131712	.00	0	

Invoice GL Account	Invoice GL Account Title	Vendor Number	Payee	Description	Invoice Number	Check Issue Date	Check Amount	Check Number	Discount Taken	GL Activity#	Job Number
Total 1052200360:							413.76		.00		
10-52200-361	POLICE COMMUNICATIONS	9017	US BANK	CC-GOOGLE-C. RENLY-EMAIL-PD	7875-083121	10/15/2021	216.00	20131707	.00	0	
10-52200-361	POLICE COMMUNICATIONS	1730	TIME WARNER CABLE	MONTHLY CHARTER SERVICE-POLICE	09142201100	10/15/2021	270.74	46950	.00	0	
10-52200-361	POLICE COMMUNICATIONS	5035	U S CELLULAR	MONTHLY CELLULAR SERVICE-POLICE DEPT	0466178822-	10/22/2021	465.16	46992	.00	0	
Total 1052200361:							951.90		.00		
10-52210-210	FIRE DISTRICT CONTRIBUTIO	2280	EVANSVILLE COMMUNITY	CITY OF EVANSVILLE BUDGET SHARE, 35% OF \$266984.49	EVL-21B	10/15/2021	93,444.57	46928	.00	0	
Total 1052210210:							93,444.57		.00		
10-52230-110	PT - POLICE SALARY	5725	WI DEPT WORKFORCE DE	UNEMP COMP SEPT-RP	00001112799	10/15/2021	4.98	46957	.00	0	
Total 1052230110:							4.98		.00		
10-52240-210	BLDG INSP - PROFESSIONAL	1885	CONSIGNY LAW FIRM SC	ATTY FEES-BUILDING INSPECTION	52229	10/08/2021	713.00	46881	.00	0	
Total 1052240210:							713.00		.00		
10-52240-251	BLDG INSP - IT MAINT & REPAI	1850	COMPUTER KNOW HOW L	OFFICE 365 APPS FOR BUSINESS MONTHLY 2 USERS	COE-BDR41	10/15/2021	8.25	46926	.00	0	
Total 1052240251:							8.25		.00		
10-52240-252	BLDG INSP- IT EQUIP	2883	IWORQ	COMMUNITY DEVELOPMENT PACKAGE/INTERNET SOFTWARE MANAGEMENT & SUPPORT	196286	10/22/2021	5,000.00	46977	.00	0	
Total 1052240252:							5,000.00		.00		
10-52240-300	BLDG INSP - MISC EXP	2540	GORDON FLESCH CO INC	MONTHLY COPIER CHARGES-BUILDING INSP	IN13504030	10/22/2021	.30	46975	.00	0	
10-52240-300	BLDG INSP - MISC EXP	1681	CASEY'S BUSINESS MAST	BUILDING INSPECTOR FUEL W/ DISCOUNT	QN366-0921	10/08/2021	67.31	46879	.00	0	
10-52240-300	BLDG INSP - MISC EXP	2763	QUADIENT FINANCE USA I	MONTHLY POSTAGE-BLDG INSP	5090-1021	10/22/2021	18.26	46983	.00	0	
Total 1052240300:							85.87		.00		
10-52240-361	BLDG INSP - COMMUNICATIO	9017	US BANK	CC-GOOGLE-C. RENLY-EMAIL-BLDG INS	7875-083121	10/15/2021	12.00	20131707	.00	0	
10-52240-361	BLDG INSP - COMMUNICATIO	5035	U S CELLULAR	MONTHLY CELLULAR SERVICE-BUILDING INSPECTOR	0466334738-	10/22/2021	87.72	46992	.00	0	

Invoice GL Account	Invoice GL Account Title	Vendor Number	Payee	Description	Invoice Number	Check Issue Date	Check Amount	Check Number	Discount Taken	GL Activity#	Job Number
Total 1052240361:							99.72		.00		
10-53300-131	DPW CLOTHING ALLOWANCE	6002	WRIGHT WORLD SPORTS	HATS FOR DPW	2021-09	10/15/2021	108.00	46962	.00		0
Total 1053300131:							108.00		.00		
10-53300-300	DPW STREET MAINT& REPAIR	9017	US BANK	CC-AMAZON-C. RENLY-DPW-EMERGENCY RADIO	7875-082421	10/15/2021	89.95	20131707	.00		0
10-53300-300	DPW STREET MAINT& REPAIR	5730	WOLF PAVING COMPANY I	QPR	69747	10/01/2021	404.30	46872	.00		0
10-53300-300	DPW STREET MAINT& REPAIR	921611	DALE ROBERTS	REIMB MILEAGE-TRAINING, MAUSTON, WI	2021-10	10/22/2021	111.78	46968	.00		0
Total 1053300300:							606.03		.00		
10-53300-310	DPW OFFICE SUPPLIES & EX	1060	EVANSVILLE HARDWARE	SUPPLIES-BATTERIES	200030-3031	10/22/2021	1.99	46972	.00		0
10-53300-310	DPW OFFICE SUPPLIES & EX	1060	EVANSVILLE HARDWARE	SUPPLIES-TOILET TANK PARTS	200030-3035	10/22/2021	6.98	46972	.00		0
10-53300-310	DPW OFFICE SUPPLIES & EX	2540	GORDON FLESCH CO INC	MONTHLY COPIER CHARGES-DPW	IN13504030	10/22/2021	1.94	46975	.00		0
10-53300-310	DPW OFFICE SUPPLIES & EX	1778	CINTAS CORP	RESTOCK 1ST AID KIT - DPW	8405330749	10/15/2021	13.65	46924	.00		0
10-53300-310	DPW OFFICE SUPPLIES & EX	2763	QUADIENT FINANCE USA I	MONTHLY POSTAGE-DPW	5090-1021	10/22/2021	19.61	46983	.00		0
Total 1053300310:							44.17		.00		
10-53300-340	DPW - TOOLS & EQUIP	1060	EVANSVILLE HARDWARE	SUPPLIES-BACKPACK SPRAYER	200030-3032	10/22/2021	189.99	46972	.00		0
Total 1053300340:							189.99		.00		
10-53300-343	DPW VEHICLE FUEL	5060	LANDMARK SERVICES CO	DPW GAS W/DISC AUG	1594895-092	10/01/2021	1,057.15	46847	.00		0
10-53300-343	DPW VEHICLE FUEL	5060	LANDMARK SERVICES CO	DPW FED GAS RFD AUG-5338	1594895-092	10/01/2021	72.50	46847	.00		0
10-53300-343	DPW VEHICLE FUEL	5060	LANDMARK SERVICES CO	DPW FUEL W/ DISCOUNT	1594895-102	10/15/2021	1,454.08	46935	.00		0
10-53300-343	DPW VEHICLE FUEL	5060	LANDMARK SERVICES CO	DPW FUEL W/ DISCOUNT-5338 (TREES/BRUSH)	1594895-102	10/15/2021	137.37	46935	.00		0
10-53300-343	DPW VEHICLE FUEL	1681	CASEY'S BUSINESS MAST	DPW FUEL W/ DISCOUNT	QN366-0921	10/08/2021	154.24	46879	.00		0
Total 1053300343:							2,875.34		.00		
10-53300-355	DPW BLDG MAINT & SUPPLIE	3955	PROFESSIONAL PEST CO	MONTHLY PEST CONTROL-EMS BLDG	532313	10/01/2021	39.00	46859	.00		0
10-53300-355	DPW BLDG MAINT & SUPPLIE	3655	SUPERIOR CHEMICAL CO	ODOR COUNTERACTANT	314517	10/08/2021	104.79	46905	.00		0
10-53300-355	DPW BLDG MAINT & SUPPLIE	3655	SUPERIOR CHEMICAL CO	ANTISEPTIC HAND CLEANER	313638	10/08/2021	127.13	46905	.00		0
Total 1053300355:							270.92		.00		
10-53300-360	DPW BLDG UTILITIES EXP-HE	5160	CITY OF EVANSVILLE	ELEC/WATER-DPW GARAGE	2021-10 CO	10/28/2021	442.63	20131712	.00		0

Invoice GL Account	Invoice GL Account Title	Vendor Number	Payee	Description	Invoice Number	Check Issue Date	Check Amount	Check Number	Discount Taken	GL Activity#	Job Number
10-53300-360	DPW BLDG UTILITIES EXP-HE	5600	WE ENERGIES	MONTHLY GAS SERVICE-DPW	00001-0921	10/08/2021	28.74	46909	.00	0	
Total 1053300360:							471.37		.00		
10-53300-361	DPW COMMUNICATIONS	9017	US BANK	CC-GOOGLE-C. RENLY-EMAIL-DPW	7875-083121	10/15/2021	36.00	20131707	.00	0	
10-53300-361	DPW COMMUNICATIONS	1730	CHARTER COMMUNICATI	CHARTER SPECTRUM DPW	0068456-102	10/28/2021	104.49	47001	.00	0	
10-53300-361	DPW COMMUNICATIONS	1730	CHARTER COMMUNICATI	CHARTER SPECTRUM DPW	0068456-092	10/01/2021	213.91	46831	.00	0	
10-53300-361	DPW COMMUNICATIONS	5035	U S CELLULAR	MONTHLY CELLULAR SERVICE-DPW	0466328813-	10/22/2021	126.00	46992	.00	0	
Total 1053300361:							480.40		.00		
10-53300-891	DPW MAPPING	4990	TOWN & COUNTRY ENGIN	PROJECT EV 90-UPDATE GIS MAPPING SYSTEM	23199	10/22/2021	127.40	46991	.00	0	
Total 1053300891:							127.40		.00		
10-53310-290	Recycling & Refuse Collection	1295	BADGERLAND DISPOSAL	MONTHLY TRASH SERVICE/WEEKLY	0001886056	10/15/2021	6,171.56	46918	.00	0	
10-53310-290	Recycling & Refuse Collection	1295	BADGERLAND DISPOSAL	MONTHLY RECYCLE SERVICE/BI-WEEKLY	0001886056	10/15/2021	4,456.00	46918	.00	0	
10-53310-290	Recycling & Refuse Collection	1295	BADGERLAND DISPOSAL	MONTHLY RECYCLE SERVICE/BI-WEEKLY	0001886056	10/15/2021	4,080.00	46918	.00	0	
10-53310-290	Recycling & Refuse Collection	1295	BADGERLAND DISPOSAL	MONTHLY TRASH SERVICE/WEEKLY	0001886056	10/15/2021	5,650.80	46918	.00	0	
10-53310-290	Recycling & Refuse Collection	1295	BADGERLAND DISPOSAL	FOUR YARD FRONT LOAD TRASH SERVICE/WEEKLY	0001886056	10/15/2021	103.32	46918	.00	0	
Total 1053310290:							20,461.68		.00		
10-53310-300	RECYCLING EXPENSE	5545	WI DEPT OF NATURAL RE	WASTE PROGRAM LIC FEE- LIC #10038	154048730-2	10/01/2021	176.00	46869	.00	0	
Total 1053310300:							176.00		.00		
10-53420-300	DPW FLEET MAINTENANCE	3435	MENARD'S-JANESVILLE	SUPPLIES-HEX BOLTS/FLAT WASHERS/HEX NUTS	92707	10/22/2021	33.42	46981	.00	0	
10-53420-300	DPW FLEET MAINTENANCE	3940	POMP'S TIRE SERVICE IN	VAC TRLR-4 TIRES	540147012	10/28/2021	624.72	47020	.00	0	
10-53420-300	DPW FLEET MAINTENANCE	3940	POMP'S TIRE SERVICE IN	BRASS VALVE STEMS	540147012	10/28/2021	40.00	47020	.00	0	
10-53420-300	DPW FLEET MAINTENANCE	3940	POMP'S TIRE SERVICE IN	MOUNT/DISMOUNT	540147012	10/28/2021	60.00	47020	.00	0	
10-53420-300	DPW FLEET MAINTENANCE	3940	POMP'S TIRE SERVICE IN	TIRE DISPOSAL	540147012	10/28/2021	16.00	47020	.00	0	
10-53420-300	DPW FLEET MAINTENANCE	3940	POMP'S TIRE SERVICE IN	SHOP SUPPLIES	540147012	10/28/2021	3.60	47020	.00	0	
10-53420-300	DPW FLEET MAINTENANCE	3600	NAPA OF OREGON	DPW-ANTI FREEZE	352207	10/15/2021	38.94	46939	.00	0	
10-53420-300	DPW FLEET MAINTENANCE	3600	NAPA OF OREGON	SUPPLIES-UNDER COAT	352796	10/15/2021	5.03	46939	.00	0	
Total 1053420300:							821.71		.00		
10-53470-300	DPW STREET LIGHTING EXP	5160	CITY OF EVANSVILLE	ELEC/WATER-DPW ORN ST LIGHTS	2021-10 CO	10/28/2021	5,525.56	20131712	.00	0	

Invoice GL Account	Invoice GL Account Title	Vendor Number	Payee	Description	Invoice Number	Check Issue Date	Check Amount	Check Number	Discount Taken	GL Activity#	Job Number
Total 1053470300:							5,525.56		.00		
10-54620-210	SENIOR CITIZENS PROGRAM	2239	CREEKSIDE PLACE INC	MONTHLY SR PROGRAMMING	40292	10/08/2021	375.00	46882	.00		0
Total 1054620210:							375.00		.00		
10-54620-212	SENIOR TRANS & SERVICES	2239	CREEKSIDE PLACE INC	SR SERVICE COOR COMPENSATION	40292	10/08/2021	1,925.84	46882	.00		0
Total 1054620212:							1,925.84		.00		
10-55720-300	PARK MAINT EXPENSES	1060	EVANSVILLE HARDWARE	SUPPLIES-WASP & HORNET KILLER	200030-3034	10/22/2021	19.99	46972	.00		0
10-55720-300	PARK MAINT EXPENSES	2540	GORDON FLESCH CO INC	MONTHLY COPIER CHARGES-PARK	IN13504030	10/22/2021	.53	46975	.00		0
10-55720-300	PARK MAINT EXPENSES	3435	MENARD'S-JANESVILLE	PARK MAINT-LUMBER 2X10 8' #2&BTR FIR	92500	10/22/2021	99.80	46981	.00		0
10-55720-300	PARK MAINT EXPENSES	3435	MENARD'S-JANESVILLE	PARK SUPPLIES-LED BULBS	92500	10/22/2021	22.84	46981	.00		0
10-55720-300	PARK MAINT EXPENSES	3435	MENARD'S-JANESVILLE	PARK SUPPLIES-BATTERIES	92500	10/22/2021	9.99	46981	.00		0
10-55720-300	PARK MAINT EXPENSES	9017	US BANK	CC-AMAZON-C. RENLY-DPW-GARDEN WEASEL NUT GATHERER	7875-091721	10/15/2021	53.85	20131707	.00		0
10-55720-300	PARK MAINT EXPENSES	3955	PROFESSIONAL PEST CO	MONTHLY PEST CONTROL-LEONARD PARK-DPW	537830	10/28/2021	39.00	47021	.00		0
10-55720-300	PARK MAINT EXPENSES	5560	WISCONSIN DEPT OF REV	SALES USE TAX- SHELTER RENTAL/PICNIC TABLES	2021-10 ST	10/28/2021	10.69	20131720	.00		0
10-55720-300	PARK MAINT EXPENSES	9264	KAY PARK RECREATION	SUPPLIES-DOGIPOT LITTER PICKUP BAGS	192981	10/22/2021	307.00	46980	.00		0
10-55720-300	PARK MAINT EXPENSES	9264	KAY PARK RECREATION	PET STATION DISPENSER ONLY	192981	10/22/2021	143.00	46980	.00		0
10-55720-300	PARK MAINT EXPENSES	9264	KAY PARK RECREATION	SHIPPING AND HANDLING	192981	10/22/2021	84.80	46980	.00		0
10-55720-300	PARK MAINT EXPENSES	4041	REGEZ SUPPLY CO INC	NATURAL HARDWOUND ROLL TOWEL 12/350'	230532	10/15/2021	78.28	46943	.00		0
10-55720-300	PARK MAINT EXPENSES	3195	LEE RECREATION LLC	GOAL W/CHAIN NET	13704-21	10/15/2021	272.00	46936	.00		0
10-55720-300	PARK MAINT EXPENSES	3195	LEE RECREATION LLC	BELT SWING SEATS	13704-21	10/15/2021	70.00	46936	.00		0
10-55720-300	PARK MAINT EXPENSES	3195	LEE RECREATION LLC	TOT SWING SEAT	13704-21	10/15/2021	100.00	46936	.00		0
10-55720-300	PARK MAINT EXPENSES	3195	LEE RECREATION LLC	CHAIN FOR SWINGS	13704-21	10/15/2021	36.00	46936	.00		0
10-55720-300	PARK MAINT EXPENSES	3195	LEE RECREATION LLC	FREIGHT	13704-21	10/15/2021	64.00	46936	.00		0
Total 1055720300:							1,411.77		.00		
10-55720-320	LAKE LEOTA FISH STOCKING	921730	GOLLON BAIT & FISH FAR	WALLEYE	6435	10/22/2021	600.00	46974	.00		0
10-55720-320	LAKE LEOTA FISH STOCKING	921730	GOLLON BAIT & FISH FAR	PERCH	6435	10/22/2021	1,500.00	46974	.00		0
10-55720-320	LAKE LEOTA FISH STOCKING	921730	GOLLON BAIT & FISH FAR	BLACK CRAPPIE	6435	10/22/2021	1,500.00	46974	.00		0
10-55720-320	LAKE LEOTA FISH STOCKING	921730	GOLLON BAIT & FISH FAR	FATHEADS (\$32 PER 8 LBS=350 LBS)	6435	10/22/2021	1,400.00	46974	.00		0
Total 1055720320:							5,000.00		.00		
10-55720-343	PARKS FUEL	5060	LANDMARK SERVICES CO	DPW GAS W/DISC AUG	1594895-092	10/01/2021	66.68	46847	.00		0

Invoice GL Account	Invoice GL Account Title	Vendor Number	Payee	Description	Invoice Number	Check Issue Date	Check Amount	Check Number	Discount Taken	GL Activity#	Job Number
Total 1055720343:							66.68		.00		
10-55720-360	PARK UTILITIES EXPENSE	5160	CITY OF EVANSVILLE	ELEC/WATER-PARK SHELTERS	2021-10 CO	10/28/2021	754.62	20131712	.00		0
Total 1055720360:							754.62		.00		
10-55720-361	PARKS COMMUNICATION EXP	5035	U S CELLULAR	MONTHLY CELLULAR SERVICE-PARKS MAINT.	0466328813-	10/22/2021	51.25	46992	.00		0
Total 1055720361:							51.25		.00		
10-55720-362	BALLFIELD LIGHTING EXP	5160	CITY OF EVANSVILLE	ELEC/WATER-BALLFIELD LIGHTS	2021-10 CO	10/28/2021	289.88	20131712	.00		0
Total 1055720362:							289.88		.00		
10-55730-300	SWIMMING POOL EXPENSES	3460	MIDWEST POOL SUPPLY	5 GAL MURIATIC ACID	95425	10/01/2021	79.96	46852	.00		0
10-55730-300	SWIMMING POOL EXPENSES	3460	MIDWEST POOL SUPPLY	5 GAL LIQUID CHLORINE CARBOY DEPOSIT	95425	10/01/2021	60.00	46852	.00		0
10-55730-300	SWIMMING POOL EXPENSES	3460	MIDWEST POOL SUPPLY	5 GAL ACID CARBOY DEPOSIT	95425	10/01/2021	100.00	46852	.00		0
10-55730-300	SWIMMING POOL EXPENSES	3460	MIDWEST POOL SUPPLY	BULK LIQUID CHLORINE	95308	10/01/2021	200.00	46852	.00		0
10-55730-300	SWIMMING POOL EXPENSES	3460	MIDWEST POOL SUPPLY	HAZARDOUS MATERIALS CHARGE	95308	10/01/2021	5.00	46852	.00		0
10-55730-300	SWIMMING POOL EXPENSES	3460	MIDWEST POOL SUPPLY	5 GAL LIQUID CHLORINE	95316	10/01/2021	69.95	46852	.00		0
10-55730-300	SWIMMING POOL EXPENSES	3460	MIDWEST POOL SUPPLY	5 GAL LIQUID CHLORINE CARBOY DEPOSIT	95316	10/01/2021	50.00	46852	.00		0
10-55730-300	SWIMMING POOL EXPENSES	3460	MIDWEST POOL SUPPLY	POOL SUPPLIES-STABILIZER COND 15#	95316	10/01/2021	188.97	46852	.00		0
10-55730-300	SWIMMING POOL EXPENSES	5160	CITY OF EVANSVILLE	ELEC/WATER-POOL	2021-10 CO	10/28/2021	137.47	20131712	.00		0
10-55730-300	SWIMMING POOL EXPENSES	9017	US BANK	CC-GOOGLE-C. RENLY-EMAIL-POOL	7875-083121	10/15/2021	24.00	20131707	.00		0
10-55730-300	SWIMMING POOL EXPENSES	1340	BADGER SWIMPOOLS INC	WINTERIZE POOL/COMPRESSOR USE	51500	10/28/2021	1,336.00	46996	.00		0
10-55730-300	SWIMMING POOL EXPENSES	3231	LITEWIRE INTERNET SER	*POOL ANNUAL SUSPENSION	408268	10/11/2021	30.00	46911	.00		0
10-55730-300	SWIMMING POOL EXPENSES	1090	AT&T	MONTHLY AT&T CHARGES-POOL & PARK STORE	60888222811	10/15/2021	17.81	46916	.00		0
10-55730-300	SWIMMING POOL EXPENSES	2763	QUADIENT FINANCE USA I	MONTHLY POSTAGE-POOL	5090-1021	10/22/2021	19.08	46983	.00		0
Total 1055730300:							1,998.24		.00		
10-55740-300	PARK STORE EXPENSES	5160	CITY OF EVANSVILLE	ELEC/WATER-PARKSTORE	2021-10 CO	10/28/2021	21.80	20131712	.00		0
Total 1055740300:							21.80		.00		
10-55750-210	YOUTH CENTER PROF SERVI	3955	PROFESSIONAL PEST CO	MONTHLY PEST CONTROL-YOUTH CTR	537831	10/22/2021	36.00	46982	.00		0

Invoice GL Account	Invoice GL Account Title	Vendor Number	Payee	Description	Invoice Number	Check Issue Date	Check Amount	Check Number	Discount Taken	GL Activity#	Job Number
Total 1055750210:							36.00		.00		
10-55750-300	YOUTH CENTER OPER EXPE	5600	WE ENERGIES	MONTHLY GAS SERVICE-YOUTH CENTER	00010-0921	10/08/2021	10.56	46909	.00	0	
10-55750-300	YOUTH CENTER OPER EXPE	9017	US BANK	CC-GOOGLE-C. RENLY-EMAIL-EYC	7875-083121	10/15/2021	12.00	20131707	.00	0	
10-55750-300	YOUTH CENTER OPER EXPE	3955	PROFESSIONAL PEST CO	MONTHLY PEST CONTROL-YOUTH CTR	532314	10/01/2021	36.00	46859	.00	0	
10-55750-300	YOUTH CENTER OPER EXPE	2763	QUADIENT FINANCE USA I	MONTHLY POSTAGE-EYC	5090-1021	10/22/2021	.53	46983	.00	0	
Total 1055750300:							59.09		.00		
10-55750-355	YOUTH CNTR REPAIRS& MAIN	1060	EVANSVILLE HARDWARE	SUPPLIES-AIR FILTER	200030-3033	10/22/2021	67.98	46972	.00	0	
10-55750-355	YOUTH CNTR REPAIRS& MAIN	1060	EVANSVILLE HARDWARE	SUPPLIES-PROFESSIONAL RESPIRATOR	200030-3032	10/22/2021	49.99	46972	.00	0	
10-55750-355	YOUTH CNTR REPAIRS& MAIN	5160	CITY OF EVANSVILLE	ELEC/WATER-YOUTH CTR/AWARE	2021-10 CO	10/28/2021	162.81	20131712	.00	0	
Total 1055750355:							280.78		.00		
10-56820-210	PROFESSIONAL SERVICES	4359	RUTZ, BRANDON	EDC CONSULTING CONTRACT PAYMENT	2021-09	10/15/2021	2,000.00	46945	.00	0	
Total 1056820210:							2,000.00		.00		
10-56820-300	ECONOMIC DEVELOPMENT E	2763	QUADIENT FINANCE USA I	MONTHLY POSTAGE-ECON DEV	5090-1021	10/22/2021	.53	46983	.00	0	
Total 1056820300:							.53		.00		
10-56820-410	ECONOMIC DEVELOPMENT M	2163	EVANSVILLE CHAMBER O	COMMUNITY GUIDE	1678	10/22/2021	1,000.00	46971	.00	0	
Total 1056820410:							1,000.00		.00		
10-56840-110	COMMUNITY DEVELOP SALA	4990	TOWN & COUNTRY ENGIN	PROJECT EV-98-CITY PLANNER ASSISTANCE	23217	10/15/2021	654.07	46951	.00	0	
Total 1056840110:							654.07		.00		
10-56840-251	COMM DEVL - IT MAINT & REP	1850	COMPUTER KNOW HOW L	BDR BACKUP SYSTEM-COMM DEV	COE-BDR41	10/15/2021	.59	46926	.00	0	
10-56840-251	COMM DEVL - IT MAINT & REP	1850	COMPUTER KNOW HOW L	OFFICE 365 APPS FOR BUSINESS MONTHLY 2 USERS	COE-BDR41	10/15/2021	8.25	46926	.00	0	
Total 1056840251:							8.84		.00		
10-56840-300	COMMUNITY DEVELOP EXPE	2540	GORDON FLESCH CO INC	MONTHLY COPIER CHARGES-COMM DEV/PLAN	IN13504030	10/22/2021	147.92	46975	.00	0	

Invoice GL Account	Invoice GL Account Title	Vendor Number	Payee	Description	Invoice Number	Check Issue Date	Check Amount	Check Number	Discount Taken	GL Activity#	Job Number
10-56840-300	COMMUNITY DEVELOP EXPE	9017	US BANK	CC-GOOGLE-C. RENLY-EMAIL-ECON DEV	7875-083121	10/15/2021	24.00	20131707	.00	0	
10-56840-300	COMMUNITY DEVELOP EXPE	5035	U S CELLULAR	MONTHLY CELLULAR SERVICE-ECON. DEV	0466334738-	10/22/2021	36.98	46992	.00	0	
10-56840-300	COMMUNITY DEVELOP EXPE	4000	JASON SERGEANT	REIMB-WORK PERFORMANCE FEEDBACK CLASS	2021-10	10/15/2021	495.00	46932	.00	0	
10-56840-300	COMMUNITY DEVELOP EXPE	4000	JASON SERGEANT	REIMB-MANAGING TIME CLASS	2021-10	10/15/2021	375.00	46932	.00	0	
10-56840-300	COMMUNITY DEVELOP EXPE	1007	8X8 INC	MONTHLY SERVICE CHARGES-COMMUNITY DEVELOPMENT	3175701	10/15/2021	33.43	46912	.00	0	
10-56840-300	COMMUNITY DEVELOP EXPE	2763	QUADIENT FINANCE USA I	MONTHLY POSTAGE-PLAN COMM	5090-1021	10/22/2021	22.26	46983	.00	0	
Total 1056840300:							1,134.59		.00		
10-56880-340	TREE REFORESTATION EXP	1060	EVANSVILLE HARDWARE	SUPPLIES-NYLON ROPE/VINYL TUBING	200030-3031	10/22/2021	260.10	46972	.00	0	
10-56880-340	TREE REFORESTATION EXP	3640	NELSON YOUNG LUMBER	1X2 24 RGH POINTED STAKE	111921	10/08/2021	21.00	46897	.00	0	
10-56880-340	TREE REFORESTATION EXP	5108	URBAN LANDSCAPING LL	FALL TREES FOR TERRACES - LINDEN	30041	10/01/2021	1,425.00	46866	.00	0	
10-56880-340	TREE REFORESTATION EXP	5108	URBAN LANDSCAPING LL	FALL TREES FOR TERRACES - SUGAR MAPLE	30041	10/01/2021	990.00	46866	.00	0	
10-56880-340	TREE REFORESTATION EXP	5108	URBAN LANDSCAPING LL	FALL TREES FOR TERRACES - CRABAPPLE	30041	10/01/2021	445.00	46866	.00	0	
10-56880-340	TREE REFORESTATION EXP	5108	URBAN LANDSCAPING LL	FALL TREES FOR TERRACES - ELM	30041	10/01/2021	1,246.00	46866	.00	0	
10-56880-340	TREE REFORESTATION EXP	5108	URBAN LANDSCAPING LL	FALL TREES FOR TERRACES - PRINCETON GINKO	30041	10/01/2021	495.00	46866	.00	0	
Total 1056880340:							4,882.10		.00		
11-56820-210	PROFESSIONAL SERVICES	2163	EVANSVILLE CHAMBER O	TOURISM ADS	1753	10/22/2021	300.00	46971	.00	0	
Total 1156820210:							300.00		.00		
11-56820-300	TOURISM EXPENSE	1060	EVANSVILLE HARDWARE	TOURISM-PAINT AND SUPPLIES FOR MURAL	200030-3032	10/22/2021	119.54	46972	.00	0	
11-56820-300	TOURISM EXPENSE	1060	EVANSVILLE HARDWARE	TOURISM-LADDER PLATFORM-MURAL	200030-3032	10/22/2021	79.99	46972	.00	0	
11-56820-300	TOURISM EXPENSE	1060	EVANSVILLE HARDWARE	TOURISM-PAINT SUPPLIES FOR MURAL	200030-3032	10/22/2021	60.95	46972	.00	0	
Total 1156820300:							260.48		.00		
11-56820-410	ECONOMIC DEVELOPMENT M	2163	EVANSVILLE CHAMBER O	FACEBOOK ADS REIMBURSEMENT	1753	10/22/2021	700.00	46971	.00	0	
Total 1156820410:							700.00		.00		
20-52220-131	EMS CLOTHING & CLEANING	9017	US BANK	CC-HALO-J. KESSINICH-EMS APPAREL	4239-091521	10/15/2021	2,374.01	20131707	.00	0	

Invoice GL Account	Invoice GL Account Title	Vendor Number	Payee	Description	Invoice Number	Check Issue Date	Check Amount	Check Number	Discount Taken	GL Activity#	Job Number
Total 2052220131:							2,374.01		.00		
20-52220-210	EMS PROFESSIONAL SERVIC	9017	US BANK	CC-TARGET-J. KESSENICH- GIFT CARDS	4239-090821	10/15/2021	100.00	20131707	.00		0
Total 2052220210:							100.00		.00		
20-52220-251	EMS - IT MAINT & REPAIR	1850	COMPUTER KNOW HOW L	BDR BACKUP SYSTEM-EMS	COE-BDR41	10/15/2021	.59	46926	.00		0
Total 2052220251:							.59		.00		
20-52220-310	EMS OFFICE SUPPLIES	2763	QUADIENT FINANCE USA I	MONTHLY POSTAGE-EMS	5090-1021	10/22/2021	25.44	46983	.00		0
Total 2052220310:							25.44		.00		
20-52220-340	EMS MED SUPPLIES & EQUIP	5253	WELDERS SUPPLY COMP	OXYGEN D USP 387L 13CF/HAZ MAT & DELIVERY CHARGE	10242971	10/22/2021	60.48	46994	.00		0
20-52220-340	EMS MED SUPPLIES & EQUIP	5253	WELDERS SUPPLY COMP	125 CF USP MEDICAL OXYGEN/D USP OXYGEN 387L 13CF/HAZARDOUS MATERIALS CHARGE/DELIVERY CHARGE	10239275	10/08/2021	93.84	46910	.00		0
20-52220-340	EMS MED SUPPLIES & EQUIP	2157	EMERGENCY MEDICAL PR	SUPPLIES-BAXTER IRRIGATING SOLUTION STERILE WATER	2283819	10/08/2021	92.40	46886	.00		0
Total 2052220340:							246.72		.00		
20-52220-341	EMS MED EQUIP MAINT	3320	SUMMIT FIRE PROTECTIO	ANNUAL FIRE EXTINGUISHER INSPECTION	191002982	10/01/2021	95.00	46864	.00		0
Total 2052220341:							95.00		.00		
20-52220-343	EMS AMBULANCE FUEL	5060	LANDMARK SERVICES CO	EMS DIESEL/GAS AUGUST W/DISCOUNT	1594062-092	10/01/2021	490.53	46847	.00		0
20-52220-343	EMS AMBULANCE FUEL	5060	LANDMARK SERVICES CO	EMS FED DIESEL RFD AUG	1594062-108	10/01/2021	37.69-	46847	.00		0
20-52220-343	EMS AMBULANCE FUEL	5060	LANDMARK SERVICES CO	EMS DIESEL W/DISC-SEPT	1594062-102	10/15/2021	481.10	46935	.00		0
20-52220-343	EMS AMBULANCE FUEL	5060	LANDMARK SERVICES CO	EMS FED DIESEL RFD SEPT	1594062-108	10/15/2021	36.98-	46935	.00		0
Total 2052220343:							896.96		.00		
20-52220-355	EMS BUILDING MAINT & REPA	3955	PROFESSIONAL PEST CO	MONTHLY PEST CONTROL-EMS BLDG	532315	10/08/2021	30.00	46899	.00		0
20-52220-355	EMS BUILDING MAINT & REPA	3955	PROFESSIONAL PEST CO	MONTHLY PEST CONTROL-EMS BLDG	537832	10/28/2021	30.00	47021	.00		0

Invoice GL Account	Invoice GL Account Title	Vendor Number	Payee	Description	Invoice Number	Check Issue Date	Check Amount	Check Number	Discount Taken	GL Activity#	Job Number
Total 2052220355:							60.00		.00		
20-52220-361	EMS COMMUNICATIONS	1085	AT& T LONG DISTANCE	MONTHLY AT&T CHARGES EMS	814123069-1	10/22/2021	6.39	46963	.00	0	
20-52220-361	EMS COMMUNICATIONS	9017	US BANK	CC-GOOGLE-C. RENLY-EMAIL-EMS	7875-083121	10/15/2021	12.00	20131707	.00	0	
20-52220-361	EMS COMMUNICATIONS	1730	CHARTER COMMUNICATI	CHARTER SPECTRUM EMS	0035901-092	10/08/2021	54.63	46880	.00	0	
20-52220-361	EMS COMMUNICATIONS	5035	U S CELLULAR	MONTHLY CELLULAR SERVICE-EMS	0460258805-	10/01/2021	124.95	46865	.00	0	
20-52220-361	EMS COMMUNICATIONS	5035	U S CELLULAR	MONTHLY CELLULAR SERVICE-EMS	0466139818-	10/22/2021	125.03	46992	.00	0	
20-52220-361	EMS COMMUNICATIONS	1090	AT&T	MONTHLY AT&T CHARGES-EMS	60888222811	10/15/2021	35.61	46916	.00	0	
20-52220-361	EMS COMMUNICATIONS	922607	CRADLEPOINT INC	1 YR RENEWEL NET CLOUD MOBILE ESSENTIALS PLAN	SQ-118379-1	10/22/2021	360.00	46967	.00	0	
Total 2052220361:							718.61		.00		
20-52220-362	EMS UTILITIES	5160	CITY OF EVANSVILLE	ELEC/WATER-EMS	2021-10 CO	10/28/2021	435.59	20131712	.00	0	
20-52220-362	EMS UTILITIES	5600	WE ENERGIES	MONTHLY GAS SERVICE-EMS	00003-0921	10/08/2021	10.56	46909	.00	0	
20-52220-362	EMS UTILITIES	5600	WE ENERGIES	MONTHLY GAS SERVICE-EMS GARAGE	00007-0921	10/08/2021	10.56	46909	.00	0	
Total 2052220362:							456.71		.00		
20-52220-620	INTEREST DEBT PAYMENT	5080	STATE BANK OF CROSS P	\$100,000 EMS-INTEREST	10192018-20	10/28/2021	291.91	20131715	.00	0	
Total 2052220620:							291.91		.00		
21-55700-310	LIBRARY OFFICE SUPPLIES	9017	US BANK	CC-AMAZON-M. KLOECKNER-OFFICE SUPPLIES	6038-082321	10/15/2021	22.99	20131707	.00	0	
21-55700-310	LIBRARY OFFICE SUPPLIES	9017	US BANK	CC-AMAZON-M. KLOECKNER-OFFICE SUPPLIES	6038-090121	10/15/2021	12.99	20131707	.00	0	
21-55700-310	LIBRARY OFFICE SUPPLIES	9017	US BANK	CC-AMAZON-M. KLOECKNER-OFFICE SUPPLIES	6038-090121	10/15/2021	12.99	20131707	.00	0	
21-55700-310	LIBRARY OFFICE SUPPLIES	9017	US BANK	CC-AMAZON-M. KLOECKNER-OFFICE SUPPLIES	6038-090921	10/15/2021	11.99	20131707	.00	0	
21-55700-310	LIBRARY OFFICE SUPPLIES	9017	US BANK	CC-STORE SUPPLY OUTLET- M.KLOECKNER-T-SHIRT BAGS	6038-092121	10/15/2021	30.08	20131707	.00	0	
Total 2155700310:							91.04		.00		
21-55700-311	LIBRARY BOOK PROCESS SU	7380	DEMCO	BOOK PROCESSING SUPPLIES	7000219	10/01/2021	46.82	46834	.00	0	
21-55700-311	LIBRARY BOOK PROCESS SU	7380	DEMCO	BOOK PROCESSING SUPPLIES	7017766	10/28/2021	220.19	47006	.00	0	
Total 2155700311:							267.01		.00		
21-55700-312	LIBRARY COPIER SUPPLIES	2540	GORDON FLESCHE CO INC	MONTHLY COPIER CHARGES- LIBRARY	IN13467020	10/01/2021	174.15	46837	.00	0	
21-55700-312	LIBRARY COPIER SUPPLIES	2540	GORDON FLESCHE CO INC	MONTHLY COPIER							

Invoice GL Account	Invoice GL Account Title	Vendor Number	Payee	Description	Invoice Number	Check Issue Date	Check Amount	Check Number	Discount Taken	GL Activity#	Job Number
				CHARGES-LIBRARY	IN13467020	10/01/2021	55.41-	46837	.00	0	
21-55700-312	LIBRARY COPIER SUPPLIES	2540	GORDON FLESCH CO INC	MONTHLY COPIER CHARGES-LIBRARY	IN13471252	10/01/2021	55.41	46837	.00	0	
21-55700-312	LIBRARY COPIER SUPPLIES	2540	GORDON FLESCH CO INC	MONTHLY COPIER CHARGES-LIBRARY	IN13400180	10/28/2021	46.00	47011	.00	0	
21-55700-312	LIBRARY COPIER SUPPLIES	2540	GORDON FLESCH CO INC	MONTHLY COPIER CHARGES-LIBRARY	IN13502796	10/28/2021	101.14	47011	.00	0	
21-55700-312	LIBRARY COPIER SUPPLIES	2540	GORDON FLESCH CO INC	MONTHLY COPIER CHARGES-LIBRARY	IN13508418	10/28/2021	47.57	47011	.00	0	
Total 2155700312:							368.86		.00		
21-55700-313	LIBRARY POSTAGE	8060	PETTY CASH-EAGER FRE	POSTAGE	2021-10	10/28/2021	11.60	47019	.00	0	
21-55700-313	LIBRARY POSTAGE	8060	PETTY CASH-EAGER FRE	POSTAGE	2021-10A	10/28/2021	11.20	47019	.00	0	
21-55700-313	LIBRARY POSTAGE	8060	PETTY CASH-EAGER FRE	POSTAGE	2021-10B	10/28/2021	11.60	47019	.00	0	
21-55700-313	LIBRARY POSTAGE	8060	PETTY CASH-EAGER FRE	POSTAGE	2021-09	10/01/2021	10.00	46856	.00	0	
21-55700-313	LIBRARY POSTAGE	8060	PETTY CASH-EAGER FRE	POSTAGE	2021-09A	10/01/2021	3.63	46856	.00	0	
21-55700-313	LIBRARY POSTAGE	8060	PETTY CASH-EAGER FRE	POSTAGE	2021-09B	10/01/2021	11.60	46856	.00	0	
21-55700-313	LIBRARY POSTAGE	2763	QUADIENT FINANCE USA I	MONTHLY POSTAGE-LIBRARY	5090-1021	10/22/2021	.53	46983	.00	0	
Total 2155700313:							60.16		.00		
21-55700-330	LIBRARY PROFESSIONAL DEV	9017	US BANK	CC-UW EXTENSION-M. KLOECKNER-TRAINING	6038-090321	10/15/2021	50.00	20131707	.00	0	
21-55700-330	LIBRARY PROFESSIONAL DEV	8780	WISCONSIN LIBRARY ASS	LIBRARY CONFERENCE-M. KLOECKNER	12576	10/01/2021	268.50	46871	.00	0	
Total 2155700330:							318.50		.00		
21-55700-355	BLDG MAINTENANCE & REPAI	1776	CINTAS	SUPPLIES-MATS/RESTROOM & CLEANING SUPPLIES	4095346869	10/01/2021	106.53	46832	.00	0	
21-55700-355	BLDG MAINTENANCE & REPAI	1776	CINTAS	MONTHLY MAT SERVICE/LIBRARY	4096958725	10/01/2021	147.50	46832	.00	0	
21-55700-355	BLDG MAINTENANCE & REPAI	1776	CINTAS	MONTHLY MAT SERVICE/LIBRARY	4097922804	10/28/2021	106.53	47002	.00	0	
21-55700-355	BLDG MAINTENANCE & REPAI	1776	CINTAS	LIBRARY CLEANING	4099697554	10/28/2021	147.50	47002	.00	0	
21-55700-355	BLDG MAINTENANCE & REPAI	2559	TONY RYERSON	LIBRARY-LAWN MOWING	72 A	10/28/2021	225.00	47027	.00	0	
21-55700-355	BLDG MAINTENANCE & REPAI	9017	US BANK	CC-WI DSPS-M. KLOECKNER	6038-083021	10/15/2021	51.00	20131707	.00	0	
21-55700-355	BLDG MAINTENANCE & REPAI	9017	US BANK	CC-AMAZON-M. KLOECKNER-BUILDING MAINTENANCE	6038-090121	10/15/2021	30.18	20131707	.00	0	
21-55700-355	BLDG MAINTENANCE & REPAI	3625	NATL ELEVATOR INSP SER	ROUTINE ELEVATOR INSPECTION-511027	RI 21003563	10/01/2021	88.00	46854	.00	0	
21-55700-355	BLDG MAINTENANCE & REPAI	3988	R.A. HTG & AIR CONDITIO	LIBRARY-SERVICE CALL FOR GAS LEAK	S121232	10/28/2021	472.25	47022	.00	0	
21-55700-355	BLDG MAINTENANCE & REPAI	4600	STAPLES BUSINESS CRE	LIBRARY-CLOROX DISINFECTING WIPES	7339030840	10/08/2021	24.99	46904	.00	0	
21-55700-355	BLDG MAINTENANCE & REPAI	4600	STAPLES BUSINESS CRE	LIBRARY-HAND SOAP	7338517522	10/08/2021	30.78	46904	.00	0	
21-55700-355	BLDG MAINTENANCE & REPAI	4600	STAPLES BUSINESS CRE	LIBRARY-PAPER TOWELS	7339131219	10/08/2021	54.48	46904	.00	0	
21-55700-355	BLDG MAINTENANCE & REPAI	4600	STAPLES BUSINESS CRE	LIBRARY-GLASS CLEANER	7339639929	10/08/2021	32.49	46904	.00	0	

Invoice GL Account	Invoice GL Account Title	Vendor Number	Payee	Description	Invoice Number	Check Issue Date	Check Amount	Check Number	Discount Taken	GL Activity#	Job Number
21-55700-355	BLDG MAINTENANCE & REPAI	4600	STAPLES BUSINESS CRE	LIBRARY-WET FLOOR SIGN	7339639929	10/08/2021	44.98	46904	.00	0	
21-55700-355	BLDG MAINTENANCE & REPAI	3229	LIBERTY LAWN AND MAIN	GROUND MAINTENANCE	1436	10/01/2021	194.85	46848	.00	0	
21-55700-355	BLDG MAINTENANCE & REPAI	3229	LIBERTY LAWN AND MAIN	GROUND MAINTENANCE	1456	10/28/2021	22.50	47015	.00	0	
21-55700-355	BLDG MAINTENANCE & REPAI	1959	DAVE JONES INC	ANNUAL FIRE SPRINKLER INSPECTION	88201	10/01/2021	135.00	46833	.00	0	
21-55700-355	BLDG MAINTENANCE & REPAI	5071	ULTIMATE POWER ELECT	LIBRARY-REPAIR OUTLETS IN CHILDRENS SECTION	1588	10/28/2021	150.00	47028	.00	0	
Total 2155700355:							2,064.56		.00		
21-55700-361	LIBRARY COMMUNICATIONS	1730	CHARTER COMMUNICATI	CHARTER SPECTRUM LIBRARY	0073605-102	10/28/2021	39.99	47001	.00	0	
21-55700-361	LIBRARY COMMUNICATIONS	1730	CHARTER COMMUNICATI	CHARTER SPECTRUM LIBRARY	0073605-092	10/01/2021	39.99	46831	.00	0	
21-55700-361	LIBRARY COMMUNICATIONS	1090	AT&T	MONTHLY AT&T CHARGES-LIB	60888222811	10/15/2021	35.61	46916	.00	0	
21-55700-361	LIBRARY COMMUNICATIONS	7605	GREATAMERICA FINANCI	4 LINE PHONE SYSTEM & VOIP	30118452	10/01/2021	122.74	46838	.00	0	
Total 2155700361:							238.33		.00		
21-55700-362	LIBRARY UTILITIES	5160	CITY OF EVANSVILLE	ELEC/WATER-LIBRARY	2021-10 CO	10/28/2021	964.37	20131712	.00	0	
Total 2155700362:							964.37		.00		
21-55700-363	LIBRARY FUEL	5600	WE ENERGIES	MONTHLY GAS SERVICE/LIBRARY	00001-0921	10/08/2021	396.00	46909	.00	0	
Total 2155700363:							396.00		.00		
21-55700-371	LIBRARY ADULT BOOKS	7865	MARIS ASSOCIATES	BOOKS-VARIOUS TITLES	1571	10/01/2021	240.79	46849	.00	0	
21-55700-371	LIBRARY ADULT BOOKS	7895	MICRO MARKETING LLC	ADULT BOOKS	861762	10/01/2021	131.48	46851	.00	0	
21-55700-371	LIBRARY ADULT BOOKS	7895	MICRO MARKETING LLC	ADULT BOOKS	861292	10/01/2021	206.78	46851	.00	0	
21-55700-371	LIBRARY ADULT BOOKS	7895	MICRO MARKETING LLC	ADULT BOOKS	864116	10/28/2021	64.92	47017	.00	0	
21-55700-371	LIBRARY ADULT BOOKS	9117	FREDERICK, MICHAEL	ADULT BOOKS	943457	10/28/2021	48.00	47010	.00	0	
21-55700-371	LIBRARY ADULT BOOKS	7740	INGRAM LIBRARY SERVIC	ADULT BOOKS	54677265	10/01/2021	47.12	46841	.00	0	
21-55700-371	LIBRARY ADULT BOOKS	7740	INGRAM LIBRARY SERVIC	ADULT BOOKS	55098527	10/28/2021	21.80	47013	.00	0	
21-55700-371	LIBRARY ADULT BOOKS	7100	BAKER & TAYLOR CO	ADULT BOOKS VARIOUS TITLES	2036260887	10/28/2021	41.90	46998	.00	0	
21-55700-371	LIBRARY ADULT BOOKS	7100	BAKER & TAYLOR CO	ADULT AUDIO - VARIOUS TITLES	2036248473	10/28/2021	22.21	46998	.00	0	
21-55700-371	LIBRARY ADULT BOOKS	7100	BAKER & TAYLOR CO	ADULT BOOKS VARIOUS TITLES	2036248474	10/28/2021	327.23	46998	.00	0	
21-55700-371	LIBRARY ADULT BOOKS	7100	BAKER & TAYLOR CO	ADULT BOOKS VARIOUS TITLES	2036248476	10/28/2021	16.96	46998	.00	0	
21-55700-371	LIBRARY ADULT BOOKS	7100	BAKER & TAYLOR CO	ADULT BOOKS VARIOUS TITLES	2036248475	10/28/2021	44.72	46998	.00	0	
21-55700-371	LIBRARY ADULT BOOKS	7100	BAKER & TAYLOR CO	ADULT BOOKS VARIOUS TITLES	2036280667	10/28/2021	45.79	46998	.00	0	
21-55700-371	LIBRARY ADULT BOOKS	7100	BAKER & TAYLOR CO	ADULT BOOKS VARIOUS TITLES	2036278424	10/28/2021	53.84	46998	.00	0	
21-55700-371	LIBRARY ADULT BOOKS	7100	BAKER & TAYLOR CO	ADULT BOOKS VARIOUS TITLES	2036280668	10/28/2021	411.98	46998	.00	0	
21-55700-371	LIBRARY ADULT BOOKS	7100	BAKER & TAYLOR CO	ADULT BOOKS VARIOUS TITLES	2036280666	10/28/2021	175.78	46998	.00	0	
21-55700-371	LIBRARY ADULT BOOKS	7100	BAKER & TAYLOR CO	ADULT BOOKS VARIOUS TITLES	2036204752	10/01/2021	75.28	46829	.00	0	
21-55700-371	LIBRARY ADULT BOOKS	7100	BAKER & TAYLOR CO	ADULT BOOKS VARIOUS TITLES	2036184528	10/01/2021	369.45	46829	.00	0	

Invoice GL Account	Invoice GL Account Title	Vendor Number	Payee	Description	Invoice Number	Check Issue Date	Check Amount	Check Number	Discount Taken	GL Activity#	Job Number
21-55700-371	LIBRARY ADULT BOOKS	7100	BAKER & TAYLOR CO	ADULT BOOKS VARIOUS TITLES	2036217037	10/01/2021	17.65	46829	.00	0	
21-55700-371	LIBRARY ADULT BOOKS	7100	BAKER & TAYLOR CO	ADULT BOOKS VARIOUS TITLES	2036217036	10/01/2021	97.18	46829	.00	0	
21-55700-371	LIBRARY ADULT BOOKS	7100	BAKER & TAYLOR CO	ADULT BOOKS VARIOUS TITLES	2036217038	10/01/2021	138.51	46829	.00	0	
21-55700-371	LIBRARY ADULT BOOKS	7100	BAKER & TAYLOR CO	ADULT BOOKS VARIOUS TITLES	2036228115	10/01/2021	33.94	46829	.00	0	
21-55700-371	LIBRARY ADULT BOOKS	7100	BAKER & TAYLOR CO	ADULT BOOKS VARIOUS TITLES	2036228114	10/01/2021	10.17	46829	.00	0	
21-55700-371	LIBRARY ADULT BOOKS	7100	BAKER & TAYLOR CO	ADULT BOOKS VARIOUS TITLES	2036228113	10/01/2021	22.21	46829	.00	0	
21-55700-371	LIBRARY ADULT BOOKS	7101	BAKER & TAYLOR	ADULT BOOKS	H57688150	10/01/2021	10.79	46828	.00	0	
21-55700-371	LIBRARY ADULT BOOKS	7101	BAKER & TAYLOR	ADULT BOOKS	H57520410	10/01/2021	16.55	46828	.00	0	
21-55700-371	LIBRARY ADULT BOOKS	7101	BAKER & TAYLOR	ADULT BOOKS	H57493840	10/01/2021	12.95	46828	.00	0	
21-55700-371	LIBRARY ADULT BOOKS	7101	BAKER & TAYLOR	ADULT BOOKS	H57473740	10/01/2021	43.18	46828	.00	0	
21-55700-371	LIBRARY ADULT BOOKS	7101	BAKER & TAYLOR	ADULT BOOKS	H57495720	10/01/2021	17.99	46828	.00	0	
21-55700-371	LIBRARY ADULT BOOKS	7101	BAKER & TAYLOR	ADULT BOOKS	H57461391	10/01/2021	37.24	46828	.00	0	
21-55700-371	LIBRARY ADULT BOOKS	7101	BAKER & TAYLOR	ADULT BOOKS	H57461390	10/01/2021	109.39	46828	.00	0	
21-55700-371	LIBRARY ADULT BOOKS	7101	BAKER & TAYLOR	ADULT BOOKS	H57639850	10/01/2021	16.55	46828	.00	0	
21-55700-371	LIBRARY ADULT BOOKS	7101	BAKER & TAYLOR	ADULT BOOKS	H57660820	10/01/2021	12.95	46828	.00	0	
21-55700-371	LIBRARY ADULT BOOKS	7101	BAKER & TAYLOR	ADULT BOOKS	T24048570	10/01/2021	50.38	46828	.00	0	
21-55700-371	LIBRARY ADULT BOOKS	7101	BAKER & TAYLOR	ADULT BOOKS	T24061930	10/28/2021	46.78	46997	.00	0	
21-55700-371	LIBRARY ADULT BOOKS	7101	BAKER & TAYLOR	ADULT BOOKS	H58049440	10/28/2021	12.95	46997	.00	0	
21-55700-371	LIBRARY ADULT BOOKS	7101	BAKER & TAYLOR	ADULT BOOKS	H57902390	10/28/2021	28.79	46997	.00	0	
21-55700-371	LIBRARY ADULT BOOKS	7101	BAKER & TAYLOR	ADULT BOOKS	H57731590	10/28/2021	28.79	46997	.00	0	
21-55700-371	LIBRARY ADULT BOOKS	7101	BAKER & TAYLOR	ADULT BOOKS	H57994990	10/28/2021	43.18	46997	.00	0	
21-55700-371	LIBRARY ADULT BOOKS	7101	BAKER & TAYLOR	ADULT BOOKS	H57953611	10/28/2021	33.94	46997	.00	0	
21-55700-371	LIBRARY ADULT BOOKS	7101	BAKER & TAYLOR	ADULT BOOKS	H57953610	10/28/2021	183.48	46997	.00	0	
21-55700-371	LIBRARY ADULT BOOKS	7101	BAKER & TAYLOR	ADULT BOOKS	H57966540	10/28/2021	32.36	46997	.00	0	
21-55700-371	LIBRARY ADULT BOOKS	7101	BAKER & TAYLOR	ADULT BOOKS	H57829060	10/28/2021	14.39	46997	.00	0	
21-55700-371	LIBRARY ADULT BOOKS	7101	BAKER & TAYLOR	ADULT BOOKS	H58008610	10/28/2021	28.79	46997	.00	0	
21-55700-371	LIBRARY ADULT BOOKS	7101	BAKER & TAYLOR	ADULT BOOKS	H58008611	10/28/2021	25.19	46997	.00	0	
21-55700-371	LIBRARY ADULT BOOKS	7101	BAKER & TAYLOR	ADULT BOOKS	H58062170	10/28/2021	12.95	46997	.00	0	
21-55700-371	LIBRARY ADULT BOOKS	7101	BAKER & TAYLOR	ADULT BOOKS	H58119740	10/28/2021	23.74	46997	.00	0	
21-55700-371	LIBRARY ADULT BOOKS	7052	BLACKSTONE PUBLISHIN	ADULT BOOKS	1243345	10/01/2021	150.00	46830	.00	0	
21-55700-371	LIBRARY ADULT BOOKS	7052	BLACKSTONE PUBLISHIN	ADULT BOOKS	1214362	10/28/2021	50.00	46999	.00	0	
21-55700-371	LIBRARY ADULT BOOKS	7052	BLACKSTONE PUBLISHIN	ADULT BOOKS	1246006	10/28/2021	150.00	47000	.00	0	
21-55700-371	LIBRARY ADULT BOOKS	7052	BLACKSTONE PUBLISHIN	ADULT BOOKS	INV2003263	10/28/2021	87.59	46999	.00	0	
21-55700-371	LIBRARY ADULT BOOKS	921983	READER SERVICE	FOUR BOOKS	209840768-0	10/01/2021	21.96	46862	.00	0	
21-55700-371	LIBRARY ADULT BOOKS	921983	READER SERVICE	FOUR BOOKS	209840594-0	10/01/2021	22.76	46862	.00	0	
21-55700-371	LIBRARY ADULT BOOKS	921983	READER SERVICE	FOUR BOOKS	209840768-1	10/28/2021	21.96	47023	.00	0	
21-55700-371	LIBRARY ADULT BOOKS	921983	READER SERVICE	FOUR BOOKS	209840594-1	10/28/2021	22.76	47023	.00	0	
Total 2155700371:							4,036.02		.00		
21-55700-372	LIBRARY CHILDREN'S BOOKS	7740	INGRAM LIBRARY SERVIC	CHILDRENS BOOKS	54707010	10/01/2021	21.78	46841	.00	0	
21-55700-372	LIBRARY CHILDREN'S BOOKS	7100	BAKER & TAYLOR CO	B00KS-CHILDRENS VARIOUS TITLES	2036248478	10/28/2021	142.32	46998	.00	0	

Invoice GL Account	Invoice GL Account Title	Vendor Number	Payee	Description	Invoice Number	Check Issue Date	Check Amount	Check Number	Discount Taken	GL Activity#	Job Number
21-55700-372	LIBRARY CHILDREN'S BOOKS	7100	BAKER & TAYLOR CO	B00KS-CHILDRENS VARIOUS TITLES	2036248477	10/28/2021	179.89	46998	.00	0	
21-55700-372	LIBRARY CHILDREN'S BOOKS	7100	BAKER & TAYLOR CO	B00KS-CHILDRENS VARIOUS TITLES	2036278425	10/28/2021	11.30	46998	.00	0	
21-55700-372	LIBRARY CHILDREN'S BOOKS	7100	BAKER & TAYLOR CO	B00KS-CHILDRENS VARIOUS TITLES	2036280669	10/28/2021	52.55	46998	.00	0	
21-55700-372	LIBRARY CHILDREN'S BOOKS	7100	BAKER & TAYLOR CO	B00KS-CHILDRENS VARIOUS TITLES	2036180517	10/01/2021	16.58	46829	.00	0	
21-55700-372	LIBRARY CHILDREN'S BOOKS	7100	BAKER & TAYLOR CO	B00KS-CHILDRENS VARIOUS TITLES	2036204753	10/01/2021	21.89	46829	.00	0	
21-55700-372	LIBRARY CHILDREN'S BOOKS	7100	BAKER & TAYLOR CO	B00KS-CHILDRENS VARIOUS TITLES	2036184530	10/01/2021	108.84	46829	.00	0	
21-55700-372	LIBRARY CHILDREN'S BOOKS	7100	BAKER & TAYLOR CO	B00KS-CHILDRENS VARIOUS TITLES	2036184529	10/01/2021	291.04	46829	.00	0	
21-55700-372	LIBRARY CHILDREN'S BOOKS	7100	BAKER & TAYLOR CO	B00KS-CHILDRENS VARIOUS TITLES	2036217039	10/01/2021	10.81	46829	.00	0	
21-55700-372	LIBRARY CHILDREN'S BOOKS	7100	BAKER & TAYLOR CO	B00KS-CHILDRENS VARIOUS TITLES	2036217040	10/01/2021	5.08	46829	.00	0	
21-55700-372	LIBRARY CHILDREN'S BOOKS	7100	BAKER & TAYLOR CO	B00KS-CHILDRENS VARIOUS TITLES	2036217041	10/01/2021	11.30	46829	.00	0	
21-55700-372	LIBRARY CHILDREN'S BOOKS	7100	BAKER & TAYLOR CO	B00KS-CHILDRENS VARIOUS TITLES	2036217042	10/01/2021	110.82	46829	.00	0	
21-55700-372	LIBRARY CHILDREN'S BOOKS	7091	PENWORTHY COMPANY L	CHILDREN'S BOOKS	05675772-IN	10/28/2021	111.76	47018	.00	0	
21-55700-372	LIBRARY CHILDREN'S BOOKS	2884	J. APPLESEED PUBLISHE	CHILDREN'S BOOKS	163427	10/01/2021	167.60	46842	.00	0	
21-55700-372	LIBRARY CHILDREN'S BOOKS	2884	J. APPLESEED PUBLISHE	CHILDREN'S BOOKS	163428	10/28/2021	167.60	47014	.00	0	
Total 2155700372:							1,431.16		.00		
21-55700-376	LIBRARY PROGRAMMING SUP	9017	US BANK	CC-AMAZON-M. KLOECKNER-PROGRAMMING SUPPLIES	6038-082321	10/15/2021	83.47	20131707	.00	0	
21-55700-376	LIBRARY PROGRAMMING SUP	9017	US BANK	CC-AMAZON-M. KLOECKNER-PROGRAMMING SUPPLIES	6038-090121	10/15/2021	7.99	20131707	.00	0	
21-55700-376	LIBRARY PROGRAMMING SUP	9017	US BANK	CC-AMAZON-M. KLOECKNER-PROGRAMMING SUPPLIES	6038-090921	10/15/2021	9.99	20131707	.00	0	
21-55700-376	LIBRARY PROGRAMMING SUP	9017	US BANK	CC-AMAZON-M. KLOECKNER-PROGRAMMING SUPPLIES	6038-090921	10/15/2021	63.02	20131707	.00	0	
21-55700-376	LIBRARY PROGRAMMING SUP	9017	US BANK	CC-ZOOM-M. KLOECKNER-PROGRAMMING SUPPLIES	6038-091421	10/15/2021	14.99	20131707	.00	0	
21-55700-376	LIBRARY PROGRAMMING SUP	7740	INGRAM LIBRARY SERVIC	PROGRAMMING SUPPLIES	54762246	10/01/2021	24.99	46841	.00	0	
21-55700-376	LIBRARY PROGRAMMING SUP	7740	INGRAM LIBRARY SERVIC	PROGRAMMING SUPPLIES	55429344	10/28/2021	27.38	47013	.00	0	
21-55700-376	LIBRARY PROGRAMMING SUP	2163	EVANSVILLE CHAMBER O	LIBRARY-CHAMBER BUCKS	1754	10/28/2021	30.00	47008	.00	0	
21-55700-376	LIBRARY PROGRAMMING SUP	7100	BAKER & TAYLOR CO	PROGRAMING SUPPLIES	2036180518	10/01/2021	24.15	46829	.00	0	
21-55700-376	LIBRARY PROGRAMMING SUP	4600	STAPLES BUSINESS CRE	LIBRARY-PAPER PLATES	7339030840	10/08/2021	5.39	46904	.00	0	
21-55700-376	LIBRARY PROGRAMMING SUP	922287	DUDZIC, STEPHANIE	REIMB CRAFT SUPPLIES	2021-09	10/01/2021	3.43	46836	.00	0	
Total 2155700376:							294.80		.00		
22-46542-540	INTERMENT RECEIPTS	922674	HAYNES, LYDIA	REIMBURSE INTERMENT OVERPAYMENT	2021-09	10/01/2021	50.00	46840	.00	0	
Total 2246542540:							50.00		.00		
22-54640-180	RECOGNITION PROGRAM	9017	US BANK	CC-MCDONALD'S-D. ROBERTS-RECOGNITION MEAL	3774-082721	10/15/2021	52.06	20131707	.00	0	

Invoice GL Account	Invoice GL Account Title	Vendor Number	Payee	Description	Invoice Number	Check Issue Date	Check Amount	Check Number	Discount Taken	GL Activity#	Job Number
Total 2254640180:							52.06		.00		
22-54640-343	CEMETERY FUEL	1681	CASEY'S BUSINESS MAST	CEMETERY FUEL W/ DISCOUNT	QN366-0921	10/08/2021	325.07	46879	.00		0
Total 2254640343:							325.07		.00		
22-54640-350	CEMETERY MAINT EXP	1060	EVANSVILLE HARDWARE	SUPPLIES-SPRAY PAINT/SHOP TOWELS	200030-3034	10/22/2021	8.99	46972	.00		0
22-54640-350	CEMETERY MAINT EXP	1060	EVANSVILLE HARDWARE	CEMETERY-DUCT TAPE/MARKER	200030-3034	10/22/2021	13.96	46972	.00		0
22-54640-350	CEMETERY MAINT EXP	1060	EVANSVILLE HARDWARE	SUPPLIES-TOTE	200030-3034	10/22/2021	31.98	46972	.00		0
22-54640-350	CEMETERY MAINT EXP	1060	EVANSVILLE HARDWARE	CEMETERY-BUILDING MATERIALS	200030-3034	10/22/2021	74.99	46972	.00		0
22-54640-350	CEMETERY MAINT EXP	2525	FISCHER, TIMOTHY	REIMB SAFETY GLASSES	2021-10	10/15/2021	244.40	46929	.00		0
22-54640-350	CEMETERY MAINT EXP	2540	GORDON FLESCH CO INC	MONTHLY COPIER CHARGES-CEMETERY	IN13504030	10/22/2021	9.64	46975	.00		0
22-54640-350	CEMETERY MAINT EXP	3940	POMP'S TIRE SERVICE IN	CEMETERY TRUCK TIRE REPAIR	540145530	10/01/2021	173.75	46857	.00		0
22-54640-350	CEMETERY MAINT EXP	5035	U S CELLULAR	MONTHLY CELLULAR SERVICE-CEMETERY	0466328813-	10/22/2021	38.50	46992	.00		0
22-54640-350	CEMETERY MAINT EXP	2763	QUADIENT FINANCE USA I	MONTHLY POSTAGE-CEMETERY	5090-1021	10/22/2021	1.59	46983	.00		0
Total 2254640350:							597.80		.00		
22-54640-360	CEMETERY UTILITIES EXPEN	5160	CITY OF EVANSVILLE	ELEC/WATER-CEMETERY	2021-10 CO	10/28/2021	94.52	20131712	.00		0
Total 2254640360:							94.52		.00		
25-57900-801	Land Acquisition/Right of Way	5160	CITY OF EVANSVILLE	W&L FOR 170 E CHURCH/12193001	2021-10 W&	10/15/2021	7.39	46925	.00		0
25-57900-801	Land Acquisition/Right of Way	5160	CITY OF EVANSVILLE	W&L FOR 170 E CHURCH/12195001	2021-10 W&	10/15/2021	16.41	46925	.00		0
25-57900-801	Land Acquisition/Right of Way	5160	CITY OF EVANSVILLE	W&L FOR 170 E CHURCH/30250001	2021-10 W&	10/15/2021	47.97	46925	.00		0
Total 2557900801:							71.77		.00		
30-58940-210	PROFESSIONAL SERVICES	2151	EHLERS	DISCLOSURE REPORTING-DEBT SERVICE	88395	10/08/2021	1,900.00	46884	.00		0
Total 3058940210:							1,900.00		.00		
40-53300-860	DPW Road Construction	4165	ROCK ROAD COMPANIES I	PROJECT EV 87 - 2021 STREET & UTILITY IMPROVEMENTS-1ST, 2ND, BADGER DR INTERSECTION, MAPLE & MAIN SIDEWALKS, WIND PRAIRIE	2021-09	10/01/2021	145,952.87	46863	.00		0
40-53300-860	DPW Road Construction	4990	TOWN & COUNTRY ENGIN	PROJECT EV 88-2021 SIDEWALK REPAIRS	23198	10/22/2021	909.90	46991	.00		0
40-53300-860	DPW Road Construction	4990	TOWN & COUNTRY ENGIN	PROJECT EV 87-1ST & 2ND STREET IMPROVEMENTS	23197	10/22/2021	13,115.17	46991	.00		0
40-53300-860	DPW Road Construction	3030	KEYSTONE RIDGE DESIG	LAMPLIGHTER FLAT BENCH	021286-00	10/08/2021	3,179.52	46894	.00		0

Invoice GL Account	Invoice GL Account Title	Vendor Number	Payee	Description	Invoice Number	Check Issue Date	Check Amount	Check Number	Discount Taken	GL Activity#	Job Number
Total 4053300860:							163,157.46		.00		
40-55720-803	Park Improvements	5760	MSA PROFESSIONAL SER	PROJECT-R09342007.0, PARK & POOL DESIGN	R09342007.0	10/15/2021	12,900.00	46938	.00		0
Total 4055720803:							12,900.00		.00		
40-55730-803	POOL Improvements	5760	MSA PROFESSIONAL SER	PROJECT-R09342007.0, PARK & POOL DESIGN	R09342007.0	10/15/2021	12,900.00	46938	.00		0
Total 4055730803:							12,900.00		.00		
60-53500-214	WWTP LABORATORY SERVIC	8901	AGSOURCE	BOD-5DAY/CHLORIDE/LAB FILTRATION/NITROGEN,PHOSPHORU S, SOLIDS	PS-INV1613	10/08/2021	38.50	46874	.00		0
60-53500-214	WWTP LABORATORY SERVIC	8901	AGSOURCE	BOD-5DAY/CHLORIDE/LAB FILTRATION/NITROGEN,PHOSPHORU S, SOLIDS	PS-INV1594	10/08/2021	150.00	46874	.00		0
60-53500-214	WWTP LABORATORY SERVIC	8901	AGSOURCE	BOD-5DAY/CHLORIDE/LAB FILTRATION/NITROGEN,PHOSPHORU S, SOLIDS	PS-INV1584	10/08/2021	38.50	46874	.00		0
Total 6053500214:							227.00		.00		
60-53500-215	SLUDGE HAULING	5104	UNITED LIQUID WASTE RE	CAKE WASTE PICK UP	31783	10/15/2021	560.00	46953	.00		0
Total 6053500215:							560.00		.00		
60-53500-251	WWTP IT MAINT & REPAIR	1850	COMPUTER KNOW HOW L	BDR BACKUP SYSTEM-WWTP	COE-BDR41	10/15/2021	7.66	46926	.00		0
Total 6053500251:							7.66		.00		
60-53500-310	WWTP GEN OFFICE SUPPLIE	1060	EVANSVILLE HARDWARE	WWTP CLEANING SUPPLIES	200030-3033	10/22/2021	23.55	46972	.00		0
60-53500-310	WWTP GEN OFFICE SUPPLIE	1060	EVANSVILLE HARDWARE	WWTP CLEANING SUPPLIES/FLY PAPER/UTILITY LIGHTER	200030-3031	10/22/2021	34.35	46972	.00		0
60-53500-310	WWTP GEN OFFICE SUPPLIE	1776	CINTAS	RESTOCK MEDICINE CABINET-WWTP	5073709172	10/15/2021	24.90	46923	.00		0
60-53500-310	WWTP GEN OFFICE SUPPLIE	1776	CINTAS	RESTOCK MEDICINE CABINET-WWTP	5070191923	10/15/2021	24.90	46923	.00		0
60-53500-310	WWTP GEN OFFICE SUPPLIE	1776	CINTAS	RESTOCK MEDICINE CABINET-WWTP	5067394304	10/15/2021	24.90	46923	.00		0
60-53500-310	WWTP GEN OFFICE SUPPLIE	1776	CINTAS	RESTOCK MEDICINE CABINET-WWTP	5077323897	10/15/2021	34.75	46923	.00		0
Total 6053500310:							167.35		.00		
60-53500-330	WWTP PROFESSIONAL DEVL	5158	WASTEWATER TRAINING	ADVANCED WASTEWATER TRAINING CLASS-A. TOMLIN	2021-10	10/15/2021	250.00	46956	.00		0
60-53500-330	WWTP PROFESSIONAL DEVL	9017	US BANK	CC-WWOA-D. ROBERTS-CONFERENCE-B. MARX	1069-083021	10/15/2021	130.00	20131707	.00		0

Invoice GL Account	Invoice GL Account Title	Vendor Number	Payee	Description	Invoice Number	Check Issue Date	Check Amount	Check Number	Discount Taken	GL Activity#	Job Number
60-53500-330	WWTP PROFESSIONAL DEVL	3357	MARX, BRADLEY	REIMB MILEAGE-WWOA CONFERENCE	2021-10	10/15/2021	188.16	46937	.00	0	
Total 6053500330:							568.16		.00		
60-53500-340	WWTP GENERAL PLANT SUPP	5060	LANDMARK SERVICES CO	WWTP ICE FOR WATER SAMPLES	1594895-092	10/01/2021	10.74	46847	.00	0	
Total 6053500340:							10.74		.00		
60-53500-343	WWTP FUEL	5060	LANDMARK SERVICES CO	DPW GAS W/DISC AUG	1594895-092	10/01/2021	59.11	46847	.00	0	
60-53500-343	WWTP FUEL	5060	LANDMARK SERVICES CO	WWTP FUEL W/ DISCOUNT	1594895-102	10/15/2021	44.91	46935	.00	0	
60-53500-343	WWTP FUEL	1681	CASEY'S BUSINESS MAST	WWTP FUEL W/ DISCOUNT	QN366-0921	10/08/2021	111.89	46879	.00	0	
Total 6053500343:							215.91		.00		
60-53500-355	WWTP PLANT MAINT & REPAI	2940	JEFFERSON FIRE & SAFE	SUPPLIES-FOG NOZZLE	IN133143	10/01/2021	56.00	46843	.00	0	
60-53500-355	WWTP PLANT MAINT & REPAI	2942	JEFF'S PLUMBING & HEAT	WWWTP-FILTER FOR DRINKING FOUNTAIN	2021-09 WW	10/01/2021	82.00	46844	.00	0	
60-53500-355	WWTP PLANT MAINT & REPAI	5060	LANDMARK SERVICES CO	WWTP ICE FOR WATER SAMPLES	1594895-102	10/15/2021	10.74	46935	.00	0	
60-53500-355	WWTP PLANT MAINT & REPAI	2715	HACH COMPANY	FILTER, GLASS FBR	12636538	10/01/2021	173.40	46839	.00	0	
60-53500-355	WWTP PLANT MAINT & REPAI	2715	HACH COMPANY	DIPHENYLCARBAZONE RGT PP PK/100	12639717	10/01/2021	163.05	46839	.00	0	
60-53500-355	WWTP PLANT MAINT & REPAI	4487	SOLENIIS LLC	PRAESTOL K 274 FLX DRUM 200L	131867458	10/08/2021	7,511.75	46903	.00	0	
Total 6053500355:							7,996.94		.00		
60-53500-361	WWTP COMMUNICATIONS	9017	US BANK	CC-GOOGLE-C. RENLY-EMAIL-SEWER	7875-083121	10/15/2021	36.00	20131707	.00	0	
60-53500-361	WWTP COMMUNICATIONS	1730	CHARTER COMMUNICATI	CHARTER SPECTRUM DPW	0073902-102	10/22/2021	124.97	46965	.00	0	
60-53500-361	WWTP COMMUNICATIONS	5035	U S CELLULAR	MONTHLY CELLULAR SERVICE-WWTP	0466328813-	10/22/2021	59.34	46992	.00	0	
60-53500-361	WWTP COMMUNICATIONS	1007	8X8 INC	MONTHLY SERVICE CHARGES-SEWER	3175701	10/15/2021	67.57	46912	.00	0	
Total 6053500361:							287.88		.00		
60-53500-362	WWTP ELECTRIC/WATER EXP	5160	CITY OF EVANSVILLE	ELEC/WATER-DPW DISPOSAL PLANT	2021-10 CO	10/28/2021	4,358.43	20131712	.00	0	
Total 6053500362:							4,358.43		.00		
60-53500-363	WWTP NATURAL GAS EXP	5600	WE ENERGIES	MONTHLY GAS SERVICE-WWTP	00008-0921	10/08/2021	31.45	46909	.00	0	
60-53500-363	WWTP NATURAL GAS EXP	5600	WE ENERGIES	MONTHLY GAS SERVICE-LIFT STATION	00006-0921	10/08/2021	14.38	46909	.00	0	
Total 6053500363:							45.83		.00		

Invoice GL Account	Invoice GL Account Title	Vendor Number	Payee	Description	Invoice Number	Check Issue Date	Check Amount	Check Number	Discount Taken	GL Activity#	Job Number
60-53500-620	WWTP INT ON LONG TERM D	5080	STATE BANK OF CROSS P	\$270,000 SAN SEWER REVENUE BONDS-INTEREST	2021-1025 R	10/28/2021	3,661.88	47026	.00	0	
60-53500-620	WWTP INT ON LONG TERM D	5080	STATE BANK OF CROSS P	\$185,000 SEWER LOAN, 2016, 1ST STREET-INT	201617-2021	10/28/2021	930.34	20131715	.00	0	
60-53500-620	WWTP INT ON LONG TERM D	5460	ENVIRONMENTAL IMPROV	ENVIRONMENTAL IMPROVEMENT FUND	18599	10/15/2021	20,946.88	20131704	.00	0	
60-53500-620	WWTP INT ON LONG TERM D	5460	ENVIRONMENTAL IMPROV	ENVIRONMENTAL IMPROVEMENT FUND	18599	10/15/2021	30,832.32	20131704	.00	0	
60-53500-620	WWTP INT ON LONG TERM D	5460	ENVIRONMENTAL IMPROV	ENVIRONMENTAL IMPROVEMENT FUND	18599	10/15/2021	4,530.18	20131704	.00	0	
Total 6053500620:							60,901.60		.00		
60-53500-741	CLEAN WATER REBATE PROG	922128	NEELEY, CORY	WATER SOFTENER REBATE	2021-10	10/15/2021	168.38	46940	.00	0	
Total 6053500741:							168.38		.00		
60-53510-110	SANITARY SEWER SALARY	4990	TOWN & COUNTRY ENGIN	PROJECT EV-98-CITY PLANNER ASSISTANCE	23217	10/15/2021	65.41	46951	.00	0	
Total 6053510110:							65.41		.00		
60-53510-350	SAN SEWER MAINT & REPAIR	9208	CORE & MAIN LP	PVC CPLG/SEWER PIPE	P739645	10/22/2021	78.00	46966	.00	0	
Total 6053510350:							78.00		.00		
60-53510-850	STREET RECONSTRUCTION	4165	ROCK ROAD COMPANIES I	PROJECT EV 87 - 2021 STREET & UTILITY IMPROVEMENTS-1ST, 2ND, BADGER DR INTERSECTION, MAPLE & MAIN SIDEWALKS, WIND PRAIRIE	2021-09	10/01/2021	98,279.82	46863	.00	0	
60-53510-850	STREET RECONSTRUCTION	4990	TOWN & COUNTRY ENGIN	PROJECT EV 87-1ST & 2ND STREET IMPROVEMENTS	23197	10/22/2021	8,831.32	46991	.00	0	
Total 6053510850:							107,111.14		.00		
60-53510-891	SEWER MAPPING	4990	TOWN & COUNTRY ENGIN	PROJECT EV 90-UPDATE GIS MAPPING SYSTEM	23199	10/22/2021	127.40	46991	.00	0	
Total 6053510891:							127.40		.00		
60-53520-360	LIFT STATION UTILITIES	5160	CITY OF EVANSVILLE	ELEC/WATER-LIFT STATIONS	2021-10 CO	10/28/2021	1,072.96	20131712	.00	0	
Total 6053520360:							1,072.96		.00		
61-53580-110	STORMWATER SALARY	4990	TOWN & COUNTRY ENGIN	PROJECT EV-98-CITY PLANNER ASSISTANCE	23217	10/15/2021	95.60	46951	.00	0	

Invoice GL Account	Invoice GL Account Title	Vendor Number	Payee	Description	Invoice Number	Check Issue Date	Check Amount	Check Number	Discount Taken	GL Activity#	Job Number
Total 6153580110:							95.60		.00		
61-53580-180	RECOGNITION PROGRAM	9017	US BANK	CC-PIGGLY WIGGLY-DPW-RECOGNITION MEAL	1069-090121	10/15/2021	53.68	20131707	.00	0	
Total 6153580180:							53.68		.00		
61-53580-210	PROFESSIONAL SERVICES	2151	BOND TRUST SERVICES C	2021 STORMWATER UTILITY RATE STUDY	88456	10/22/2021	2,418.75	46964	.00	0	
Total 6153580210:							2,418.75		.00		
61-53580-301	WATERWAY MAINTENANCE	5108	URBAN LANDSCAPING LL	ALLEN CREEK RETAINING WALL PROJECT	30073	10/22/2021	30,096.00	46993	.00	0	
61-53580-301	WATERWAY MAINTENANCE	5108	URBAN LANDSCAPING LL	ALLEN CREEK RETAINING WALL PROJECT	30048	10/01/2021	10,050.00	46866	.00	0	
Total 6153580301:							40,146.00		.00		
61-53580-340	STORMWATER SUPPLIES & E	2880	INFOSEND INC	OTHER	199785	10/22/2021	37.35	46976	.00	0	
Total 6153580340:							37.35		.00		
61-53580-620	INTEREST ON LONG-TERM DE	5080	STATE BANK OF CROSS P	\$655,000 STWT REVENUE BONDS-INTEREST	2021-1025 R	10/28/2021	8,883.44	47026	.00	0	
Total 6153580620:							8,883.44		.00		
61-53580-850	STWT ROAD CONSTRUCTION	4165	ROCK ROAD COMPANIES I	PROJECT EV 87 - 2021 STREET & UTILITY IMPROVEMENTS-1ST, 2ND, BADGER DR INTERSECTION, MAPLE & MAIN SIDEWALKS, WIND PRAIRIE	2021-09	10/01/2021	93,879.23	46863	.00	0	
61-53580-850	STWT ROAD CONSTRUCTION	4990	TOWN & COUNTRY ENGIN	PROJECT EV 87-1ST & 2ND STREET IMPROVEMENTS	23197	10/22/2021	8,435.89	46991	.00	0	
Total 6153580850:							102,315.12		.00		
62-1107002	CONSTRUCTION WIP	4422	SCHLITTLER CONSTRUCT	85 BACKHOE/LABOR/TRUCK TIME-310 HIGGINS DR	10573	10/22/2021	687.50	46987	.00	0	21-25-0005-E-1
62-1107002	CONSTRUCTION WIP	4422	SCHLITTLER CONSTRUCT	85 BACKHOE/LABOR/TRUCK TIME-310 HIGGINS DR	10573	10/22/2021	367.50	46987	.00	0	21-25-0005-E-1
62-1107002	CONSTRUCTION WIP	4422	SCHLITTLER CONSTRUCT	85 BACKHOE/LABOR/TRUCK TIME-310 HIGGINS DR	10573	10/22/2021	425.00	46987	.00	0	21-25-0005-E-1
Total 621107002:							1,480.00		.00		

Invoice GL Account	Invoice GL Account Title	Vendor Number	Payee	Description	Invoice Number	Check Issue Date	Check Amount	Check Number	Discount Taken	GL Activity#	Job Number
62-2221000	Current Portion, L-T Debt	5520	WPPI ENERGY	AMI PROJECT LOAN PAYMENT	INV16224	10/15/2021	2,536.72	46961	.00	0	
Total 622221000:							2,536.72		.00		
62-2238040	OASI (FICA)	2442	FICA/FWT DEPOSIT - EFTP	SOC SEC/MED/FWT SOCIAL SECURITY Pay Period: 10/8/2021	PR1008211	10/28/2021	801.51	20131713	.00	0	
62-2238040	OASI (FICA)	2442	FICA/FWT DEPOSIT - EFTP	SOC SEC/MED/FWT MEDICARE Pay Period: 10/8/2021	PR1008211	10/28/2021	187.45	20131713	.00	0	
62-2238040	OASI (FICA)	2442	FICA/FWT DEPOSIT - EFTP	SOC SEC/MED/FWT MEDICARE Pay Period: 10/8/2021	PR1008211	10/28/2021	187.45	20131713	.00	0	
62-2238040	OASI (FICA)	2442	FICA/FWT DEPOSIT - EFTP	SOC SEC/MED/FWT SOCIAL SECURITY Pay Period: 9/24/2021	PR0924211	10/15/2021	859.25	20131705	.00	0	
62-2238040	OASI (FICA)	2442	FICA/FWT DEPOSIT - EFTP	SOC SEC/MED/FWT MEDICARE Pay Period: 9/24/2021	PR0924211	10/15/2021	200.95	20131705	.00	0	
62-2238040	OASI (FICA)	2442	FICA/FWT DEPOSIT - EFTP	SOC SEC/MED/FWT MEDICARE Pay Period: 9/24/2021	PR0924211	10/15/2021	200.95	20131705	.00	0	
Total 622238040:							2,437.56		.00		
62-2238080	WI SALES TAX	5560	WISCONSIN DEPT OF REV	SALES USE TAX-W&L	2021-10 ST	10/28/2021	25,035.90	20131720	.00	0	
Total 622238080:							25,035.90		.00		
62-51928-001	OPRE REGULATORY COMMIS	90925	PUBLIC SERVICE COMMIS	PSC DIRECT ASSESSMENT-WATER-1880-WR-105	2108-I-01880	10/01/2021	550.48	46860	.00	0	
Total 6251928001:							550.48		.00		
62-51930-001	MISC GENERAL EXPENSES	2380	THE EVANSVILLE REVIEW	MONTHLY PUBLICATION CHARGE	686	10/08/2021	146.25	46906	.00	0	
Total 6251930001:							146.25		.00		
62-52427-002	INTEREST EXPENSE	2000	THE DEPOSITORY TRUST	INTEREST-WATER	299657-2021	10/28/2021	8,141.00	20131716	.00	0	
62-52427-002	INTEREST EXPENSE	2000	THE DEPOSITORY TRUST	INTEREST-WATER	299657-2021	10/28/2021	12,525.00	20131716	.00	0	
62-52427-002	INTEREST EXPENSE	2151	BOND TRUST SERVICES C	WATER AND ELECTRIC SYSTEM REVENUE BONDS, SERIES 2016A	66559	10/15/2021	18,341.25	20131703	.00	0	
Total 6252427002:							39,007.25		.00		
62-52622-002	OPER POWER PURCHASED F	5160	CITY OF EVANSVILLE	ELEC/WATER-WELL #1/#2/WATER TOWER	2021-10 CO	10/28/2021	3,447.88	20131712	.00	0	
Total 6252622002:							3,447.88		.00		
62-52625-002	MAINT PUMP BUILDINGS & EQ	1060	EVANSVILLE HARDWARE	SUPPLIES-BATTERIES	200037-3032	10/22/2021	18.36	46972	.00	0	
62-52625-002	MAINT PUMP BUILDINGS & EQ	1230	AUCA CHICAGO MC LOCK	MONTHLY RUG SERVICE - W&L	0016414476	10/28/2021	39.10	46995	.00	0	

Invoice GL Account	Invoice GL Account Title	Vendor Number	Payee	Description	Invoice Number	Check Issue Date	Check Amount	Check Number	Discount Taken	GL Activity#	Job Number
62-52625-002	MAINT PUMP BUILDINGS & EQ	1778	CINTAS CORP	RESTOCK 1ST AID KIT W&L	8405330749	10/15/2021	13.65	46924	.00	0	
Total 6252625002:							71.11		.00		
62-52631-002	OPER WATER TREATMENT CH	3342	MARTELLE WATER TREAT	SODIUM HYPOCHLORITE BULK	22160	10/01/2021	854.09	46850	.00	0	
62-52631-002	OPER WATER TREATMENT CH	3342	MARTELLE WATER TREAT	SODIUM HYPOCHLORITE BULK/HYDROFLUOSILICIC ACID BULK	22230	10/01/2021	2,911.22	46850	.00	0	
62-52631-002	OPER WATER TREATMENT CH	8901	AGSOURCE	BOD-5DAY/CHLORIDE/LAB FILTRATION/NITROGEN,PHOSPHORUS, SOLIDS	PS-INV1599	10/08/2021	38.50	46874	.00	0	
Total 6252631002:							3,803.81		.00		
62-52641-002	WATER INVESTIGATIONS	4990	TOWN & COUNTRY ENGIN	PROJECT EV 96-BROWN WATER INVESTIGATIONS	23200	10/22/2021	1,291.75	46991	.00	0	
Total 6252641002:							1,291.75		.00		
62-52651-002	MAINT MAINS	4165	ROCK ROAD COMPANIES I	PROJECT EV 87 - 2021 STREET & UTILITY IMPROVEMENTS-1ST, 2ND, BADGER DR INTERSECTION, MAPLE & MAIN SIDEWALKS, WIND PRAIRIE	2021-09	10/01/2021	132,384.39	46863	.00	0	
62-52651-002	MAINT MAINS	4990	TOWN & COUNTRY ENGIN	PROJECT EV 87-1ST & 2ND STREET IMPROVEMENTS	23197	10/22/2021	11,895.92	46991	.00	0	
Total 6252651002:							144,280.31		.00		
62-52652-002	MAINT SERVICES	1060	EVANSVILLE HARDWARE	SUPPLIES-HAMMER, SLEDGE	200037-3033	10/22/2021	34.99	46972	.00	0	
62-52652-002	MAINT SERVICES	1060	EVANSVILLE HARDWARE	SUPPLIES-COUPLING	200037-3034	10/22/2021	17.97	46972	.00	0	
62-52652-002	MAINT SERVICES	1060	EVANSVILLE HARDWARE	SUPPLIES-SHOVEL	200037-3034	10/22/2021	38.97	46972	.00	0	
Total 6252652002:							91.93		.00		
62-52653-002	MAINT METERS	1060	EVANSVILLE HARDWARE	SUPPLIES-SCREWS	200037-3032	10/22/2021	6.99	46972	.00	0	
Total 6252653002:							6.99		.00		
62-52902-002	OPER ACCOUNTING & COLLE	2938	JOHNSON-BLOCK & CO IN	PSC REPORT-WATER RATE CASE ASSISTANCE	490519	10/22/2021	2,120.00	46978	.00	0	
62-52902-002	OPER ACCOUNTING & COLLE	1007	8X8 INC	MONTHLY SERVICE CHARGES-WATER	3175701	10/15/2021	67.57	46912	.00	0	
Total 6252902002:							2,187.57		.00		
62-52903-002	OPER READING & COLLECTIN	5042	US POST OFFICE-EVANSV	POST OFFICE BOX #529 ANNUAL FEE	2021-529	10/15/2021	68.25	46954	.00	0	
62-52903-002	OPER READING & COLLECTIN	2880	INFOSEND INC	POSTAGE CHARGES	199785	10/22/2021	523.47	46976	.00	0	

Invoice GL Account	Invoice GL Account Title	Vendor Number	Payee	Description	Invoice Number	Check Issue Date	Check Amount	Check Number	Discount Taken	GL Activity#	Job Number
62-52903-002	OPER READING & COLLECTIN	2880	INFOSEND INC	SUPPLIES	199785	10/22/2021	137.02	46976	.00	0	
62-52903-002	OPER READING & COLLECTIN	922005	KIM DIENBERG	MILEAGE FOR MAIL RUN AND PACKET DELIVERY	2021-09	10/01/2021	4.54	46846	.00	0	
Total 6252903002:							733.28		.00		
62-52920-110	OPER ADMINISTRATIVE SALA	4990	TOWN & COUNTRY ENGIN	PROJECT EV-98-CITY PLANNER ASSISTANCE	23217	10/15/2021	65.41	46951	.00	0	
Total 6252920110:							65.41		.00		
62-52921-002	OPER OFFICE SUPPLIES & EX	2540	GORDON FLESCH CO INC	MONTHLY COPIER CHARGES-WATER	IN13504030	10/22/2021	65.11	46975	.00	0	
62-52921-002	OPER OFFICE SUPPLIES & EX	9196	ANSER SERVICES	ANSWERING SERVICE-WATER	10395-10112	10/15/2021	187.50	46915	.00	0	
62-52921-002	OPER OFFICE SUPPLIES & EX	1090	AT&T	MONTHLY AT&T CHARGES-OPER OFFICE EXP	60888222811	10/15/2021	17.81	46916	.00	0	
62-52921-002	OPER OFFICE SUPPLIES & EX	2763	QUADIENT FINANCE USA I	MONTHLY POSTAGE-W&L	5090-1021	10/22/2021	140.37	46983	.00	0	
Total 6252921002:							410.79		.00		
62-52930-002	OPER MISC GENERAL EXPEN	2380	THE EVANSVILLE REVIEW	MONTHLY PUBLICATION CHARGE	686	10/08/2021	78.75	46906	.00	0	
62-52930-002	OPER MISC GENERAL EXPEN	5160	CITY OF EVANSVILLE	ELEC/WATER-W&L-WATER	2021-10 CO	10/28/2021	311.05	20131712	.00	0	
62-52930-002	OPER MISC GENERAL EXPEN	9017	US BANK	CC-GOOGLE-C. RENLY-EMAIL-WATER	7875-083121	10/15/2021	48.00	20131707	.00	0	
62-52930-002	OPER MISC GENERAL EXPEN	2151	EHLERS	DISCLOSURE REPORTING-WATER	88395	10/08/2021	650.00	46884	.00	0	
62-52930-002	OPER MISC GENERAL EXPEN	2151	BOND TRUST SERVICES C	WATER AND ELECTRIC SYSTEM REVENUE BONDS, SERIES 2016A	66444	10/15/2021	400.00	20131703	.00	0	
Total 6252930002:							1,487.80		.00		
62-52930-130	WATER SAFETY & PPE	1880	CONNEY SAFETY	SAFETY GLASSES	06022941	10/15/2021	40.20	46927	.00	0	
62-52930-130	WATER SAFETY & PPE	9369	STUART C IRBY CO	SUPPLIES-COMBO GLOVE/SLEEVE BAG W/GOOGLE POCKET	S012673465	10/22/2021	164.76	46990	.00	0	
Total 6252930130:							204.96		.00		
62-52930-251	IT SERVICE & EQUIP	1850	COMPUTER KNOW HOW L	BDR BACKUP SYSTEM-WATER	COE-BDR41	10/15/2021	7.66	46926	.00	0	
Total 6252930251:							7.66		.00		
62-52930-330	PROFESSIONAL DEVELOPME	9017	US BANK	CC-CIVICS SYSTEMS-J. SERGEANT- SYMPOSIUM FOR K. DIENBERG	6123-090221	10/15/2021	120.00-	20131707	.00	0	
62-52930-330	PROFESSIONAL DEVELOPME	9017	US BANK	CC-CIVICS SYSTEMS-J. SERGEANT- SYMPOSIUM FOR M. MILLER	6123-090721	10/15/2021	120.00-	20131707	.00	0	
62-52930-330	PROFESSIONAL DEVELOPME	9017	US BANK	CC-GLACIER CANYON-J. SERGEANT- LODGING FOR K. DIENBERG	6123-090921	10/15/2021	109.00-	20131707	.00	0	
62-52930-330	PROFESSIONAL DEVELOPME	9017	US BANK	CC-GLACIER CANYON-J. SERGEANT- LODGING FOR K. DIENBERG	6123-090921	10/15/2021	109.00-	20131707	.00	0	

Invoice GL Account	Invoice GL Account Title	Vendor Number	Payee	Description	Invoice Number	Check Issue Date	Check Amount	Check Number	Discount Taken	GL Activity#	Job Number
62-52930-330	PROFESSIONAL DEVELOPME	9017	US BANK	CC-GLACIER CANYON-J. SERGEANT- LODGING FOR M. MILLER	6123-090921	10/15/2021	109.00-	20131707	.00	0	
62-52930-330	PROFESSIONAL DEVELOPME	5545	WI DEPT OF NATURAL RE	WASTEWATER OPER CERT RENEWAL -#33966 P HARTIN	33966-2021	10/01/2021	45.00	46868	.00	0	
Total 6252930330:							522.00-		.00		
62-52935-002	MAINT MAINTENANCE OF GE	5600	WE ENERGIES	MONTHLY GAS SERVICE-SHOP W&L	00004-0921	10/08/2021	19.92	46909	.00	0	
62-52935-002	MAINT MAINTENANCE OF GE	9218	WI STATE LABORATORY O	FLUORIDE/FLDFLUOR	689827	10/15/2021	26.00	46958	.00	0	
62-52935-002	MAINT MAINTENANCE OF GE	9218	WI STATE LABORATORY O	MANGANESE, UNDIGESTED TOTAL ICP	689827	10/15/2021	270.00	46958	.00	0	
62-52935-002	MAINT MAINTENANCE OF GE	1730	CHARTER COMMUNICATI	CHARTER SPECTRUM W&L WATER	0052369-102	10/15/2021	52.90	46922	.00	0	
62-52935-002	MAINT MAINTENANCE OF GE	5035	U S CELLULAR	MONTHLY CELLULAR SERVICE-W&L WATER	0466372974-	10/22/2021	72.99	46992	.00	0	
Total 6252935002:							441.81		.00		
63-1143010	Other Accts Rec.-Solar Buyback	5520	WISCONSIN PUBLIC POW	PROOF	42-92021	10/28/2021	20.00	20131721	.00	0	
Total 631143010:							20.00		.00		
63-1150001	INVENTORY - ELECTRIC	1060	EVANSVILLE HARDWARE	PADLOCK, 0464	200037-3033	10/22/2021	544.80	46972	.00	0	
63-1150001	INVENTORY - ELECTRIC	2545	FOOTVILLE ROCK & LIME	CLEAR STONE	21/22-133	10/28/2021	402.46	47009	.00	0	
63-1150001	INVENTORY - ELECTRIC	2545	FOOTVILLE ROCK & LIME	LIMESTONE SCREENINGS	21/22-133	10/28/2021	52.65	47009	.00	0	
63-1150001	INVENTORY - ELECTRIC	9149	RESCO	WIRE, 4/0-4/0-2/0 AL SWEETBRIAR	838190-00	10/08/2021	2,278.86	46900	1.14	0	
63-1150001	INVENTORY - ELECTRIC	9149	RESCO	ARRESTOR, INTER MOV RISER	838190-00	10/08/2021	746.63	46900	.37	0	
63-1150001	INVENTORY - ELECTRIC	9149	RESCO	ELBOW EXTENDED 1/0	838172-00	10/22/2021	1,770.91	46985	.89	0	
63-1150001	INVENTORY - ELECTRIC	9149	RESCO	WIRE, #4 CU	839522-00	10/22/2021	334.85	46985	.17	0	
Total 631150001:							6,131.16		2.57		
63-1368001	LINE TRANSFORMERS-E	9149	RESCO	500KVA TRANSF 3PH PAD	819912-02	10/22/2021	13,450.27	46985	6.73	0	
63-1368001	LINE TRANSFORMERS-E	9149	RESCO	150KVA TRANSF 3PH PAD 208Y/120	819912-01	10/22/2021	8,501.00	46985	.00	0	
Total 631368001:							21,951.27		6.73		
63-1368041	LINE TRANSFORMERS-M	9149	RESCO	150KVA TRANSF 3PH PAD 480Y/277	819912-01	10/22/2021	8,092.00	46985	.00	0	
Total 631368041:							8,092.00		.00		
63-2238080	WI SALES TAX	5560	WISCONSIN DEPT OF REV	SALES USE TAX-W&L DISCOUNT	2021-10 ST	10/28/2021	30.52-	20131720	.00	0	
Total 632238080:							30.52-		.00		

Invoice GL Account	Invoice GL Account Title	Vendor Number	Payee	Description	Invoice Number	Check Issue Date	Check Amount	Check Number	Discount Taken	GL Activity#	Job Number
63-2253021	DFD CREDITS-PB-ENERGY C	9017	US BANK	CC-KONA ICE-C. RENLY-CUSTOMER APPRECIATION EVENT	7875-091021	10/15/2021	590.00	20131707	.00	0	
Total 632253021:							590.00		.00		
63-2253031	PUBLIC BENEFIT REVENUE	5160	CITY OF EVANSVILLE	18140000-ENERGY STAR REBATE-WASHER	2021-10 REB	10/28/2021	25.00	47003	.00	0	
63-2253031	PUBLIC BENEFIT REVENUE	91020	SEERA C/O WIPFLI LLP	FOCUS ON ENERGY - SEPT PAYMENT	2021-09	10/15/2021	2,367.68	46948	.00	0	
63-2253031	PUBLIC BENEFIT REVENUE	91020	SEERA C/O WIPFLI LLP	FOCUS ON ENERGY - AUG PAYMENT	2021-08	10/15/2021	2,409.15	46948	.00	0	
Total 632253031:							4,801.83		.00		
63-41400-001	OPERATING & OTHER REVEN	5560	WISCONSIN DEPT OF REV	SALES USE TAX-W&L DISCOUNT	2021-10 ST	10/28/2021	125.23-	20131720	.00	0	
Total 6341400001:							125.23-		.00		
63-41442-062	MUNICIPAL GREEN POWER	5520	WISCONSIN PUBLIC POW	GREEN POWER	42-92021	10/28/2021	396.00	20131721	.00	0	
Total 6341442062:							396.00		.00		
63-51408-011	LICENSE FEES & OTHER TAX	5560	WISCONSIN DEPT OF REV	UTILITY LIC FEE ASSESSMENT GROSS REVENUES	4024-202110	10/15/2021	40,461.87	46960	.00	0	
Total 6351408011:							40,461.87		.00		
63-51427-004	ANNUAL DEBT SERVICE FEES	2151	EHLERS	DISCLOSURE REPORTING-ELECTRIC	88395	10/08/2021	1,250.00	46884	.00	0	
Total 6351427004:							1,250.00		.00		
63-51427-300	INTEREST EXPENSE	2000	THE DEPOSITORY TRUST	INTEREST-ELECTRIC	299657-2021	10/28/2021	11,224.00	20131716	.00	0	
63-51427-300	INTEREST EXPENSE	2000	THE DEPOSITORY TRUST	INTEREST-ELECTRIC	299657-2021	10/28/2021	8,100.00	20131716	.00	0	
63-51427-300	INTEREST EXPENSE	2151	BOND TRUST SERVICES C	WATER AND ELECTRIC SYSTEM REVENUE BONDS, SERIES 2016A	66559	10/15/2021	6,797.50	20131703	.00	0	
Total 6351427300:							26,121.50		.00		
63-51555-300	POWER PURCHASED	5520	WISCONSIN PUBLIC POW	PURCHASED POWER	42-92021	10/28/2021	549,354.70	20131721	.00	0	
Total 6351555300:							549,354.70		.00		
63-51592-300	SUBSTATION MAINTENANCE	1060	EVANSVILLE HARDWARE	SUPPLIES-CAULK	200037-3035	10/22/2021	21.98	46972	.00	0	
63-51592-300	SUBSTATION MAINTENANCE	90493	MIDWEST TESTING	WATER METER TESTS #2, 3, 6	5476	10/08/2021	675.00	46895	.00	0	
63-51592-300	SUBSTATION MAINTENANCE	90493	MIDWEST TESTING	SERVICE FEE	5476	10/08/2021	82.50	46895	.00	0	

Invoice GL Account	Invoice GL Account Title	Vendor Number	Payee	Description	Invoice Number	Check Issue Date	Check Amount	Check Number	Discount Taken	GL Activity#	Job Number
Total 6351592300:							779.48		.00		
63-51593-300	OH LINE MAINTENANCE	90123	C&M HYDRAULIC TOOL S	DIGITAL VOLTAGE DETECTOR	0173000-IN	10/15/2021	1,391.01	46921	.00	0	
Total 6351593300:							1,391.01		.00		
63-51594-300	UG LINE MAINENANCE	9149	RESCO	FUSE LINK 6 AMP TYPE T FITALL	838190-00	10/08/2021	110.19	46900	.06	0	
63-51594-300	UG LINE MAINENANCE	9149	RESCO	FUSE BAYONET DUAL SENSING	838190-00	10/08/2021	101.95	46900	.05	0	
63-51594-300	UG LINE MAINENANCE	9149	RESCO	FUSE BAYONET DUAL SENSING	838190-00	10/08/2021	101.95	46900	.05	0	
63-51594-300	UG LINE MAINENANCE	9149	RESCO	FUSE BAYONET FAULT SENSING	838190-00	10/08/2021	200.80	46900	.10	0	
63-51594-300	UG LINE MAINENANCE	9149	RESCO	FUSE BAYONET DUAL SENSING	838190-00	10/08/2021	159.02	46900	.08	0	
63-51594-300	UG LINE MAINENANCE	9149	RESCO	FUSE BAYONET FAULT SENSING	838190-00	10/08/2021	196.20	46900	.10	0	
63-51594-300	UG LINE MAINENANCE	9149	RESCO	FUSE BAYONET DUAL SENSING	838191-00	10/08/2021	203.90	46900	.10	0	
63-51594-300	UG LINE MAINENANCE	9149	RESCO	SUPPLIES-URD TAG KIT W/SELF LAM RED	840254-00	10/22/2021	104.27	46985	.04	0	
63-51594-300	UG LINE MAINENANCE	9149	RESCO	FUSE BAYONET DUAL SENSING	840256-00	10/22/2021	175.54	46985	.08	0	
Total 6351594300:							1,353.82		.66		
63-51594-891	LINE MAPPING	4990	TOWN & COUNTRY ENGIN	PROJECT EV 90-UPDATE GIS MAPPING SYSTEM	23199	10/22/2021	200.20	46991	.00	0	
Total 6351594891:							200.20		.00		
63-51595-300	TRANSFORMER MAINTENANC	1060	EVANSVILLE HARDWARE	SUPPLIES-SNAP BOLT RND EYE	200037-3035	10/22/2021	5.59	46972	.00	0	
63-51595-300	TRANSFORMER MAINTENANC	91465	A. C. ENGINEERING CO	ENG FEES-UNION ST SUBSTATION	311991006	10/15/2021	660.00	46913	.00	0	
63-51595-300	TRANSFORMER MAINTENANC	91465	A. C. ENGINEERING CO	TESTED OIL & GASES-UNION ST SUBSTATION	311991006	10/15/2021	155.00	46913	.00	0	
63-51595-300	TRANSFORMER MAINTENANC	91465	A. C. ENGINEERING CO	MILEAGE-UNION ST SUBSTATION	311991006	10/15/2021	85.80	46913	.00	0	
Total 6351595300:							906.39		.00		
63-51902-210	ACCT & COLLETING PROF SE	90741	STOP PROCESSING CENT	BILLER W1403 - WEBSITE SECURITY/ ACCESS FEE	19480	10/22/2021	51.00	46988	.00	0	
Total 6351902210:							51.00		.00		
63-51902-300	ACCT & COLLECTING EXPENS	1240	DEXYP	AT&T YEL PAGES ADVERTISING-W&L	6100512478	10/22/2021	15.50	46970	.00	0	
63-51902-300	ACCT & COLLECTING EXPENS	1007	8X8 INC	MONTHLY SERVICE CHARGES- ELECTRIC	3175701	10/15/2021	131.79	46912	.00	0	
Total 6351902300:							147.29		.00		
63-51902-361	COMMUNICATION EXPENSE	9017	US BANK	CC-GOOGLE-C.							

Invoice GL Account	Invoice GL Account Title	Vendor Number	Payee	Description	Invoice Number	Check Issue Date	Check Amount	Check Number	Discount Taken	GL Activity#	Job Number
63-51902-361	COMMUNICATION EXPENSE	5035	U S CELLULAR	RENLY-EMAIL-ELECTRIC	7875-083121	10/15/2021	120.00	20131707	.00	0	
				MONTHLY CELLULAR SERVICE-W&L ELECTRIC	0466372974-	10/22/2021	219.00	46992	.00	0	
Total 6351902361:							339.00		.00		
63-51903-300	BILLING SUPLIES AND EXPEN	5042	US POST OFFICE-EVANSV	POST OFFICE BOX #529 ANNUAL FEE	2021-529	10/15/2021	36.75	46954	.00	0	
63-51903-300	BILLING SUPLIES AND EXPEN	5520	WISCONSIN PUBLIC POW	SUPPORT SERVICES-AUGUST	42-92021	10/28/2021	1,833.46	20131721	.00	0	
63-51903-300	BILLING SUPLIES AND EXPEN	2880	INFOSEND INC	POSTAGE CHARGES	199785	10/22/2021	972.17	46976	.00	0	
63-51903-300	BILLING SUPLIES AND EXPEN	2880	INFOSEND INC	SUPPLIES	199785	10/22/2021	254.47	46976	.00	0	
63-51903-300	BILLING SUPLIES AND EXPEN	2880	INFOSEND INC	OTHER	199785	10/22/2021	37.35	46976	.00	0	
Total 6351903300:							3,134.20		.00		
63-51920-330	ADMINISTRATIVE PROF DEV	2755	DONNA HAMMETT	MILEAGE REIMB-MEUW ACCT/CUST SERV SEMINAR	2021-09	10/01/2021	88.39	46835	.00	0	
Total 6351920330:							88.39		.00		
63-51921-300	OFFICE SUPPLIES & EXPENS	1230	AUCA CHICAGO MC LOCK	MONTHLY RUG SERVICE - W&L	0016414372	10/15/2021	39.10	46917	.00	0	
63-51921-300	OFFICE SUPPLIES & EXPENS	2540	GORDON FLESCH CO INC	MONTHLY COPIER CHARGES-ELECTRIC	IN13504030	10/22/2021	65.11	46975	.00	0	
63-51921-300	OFFICE SUPPLIES & EXPENS	2763	QUADIENT FINANCE USA I	MONTHLY POSTAGE-W&L	5090-1021	10/22/2021	260.69	46983	.00	0	
Total 6351921300:							364.90		.00		
63-51921-361	COMMUNICATION EXPENSE	1730	CHARTER COMMUNICATI	CHARTER SPECTRUM W&L	0052369-102	10/15/2021	52.90	46922	.00	0	
63-51921-361	COMMUNICATION EXPENSE	9196	ANSER SERVICES	ELECTRIC ANSWERING SERVICE-ELECTRIC	10395-10112	10/15/2021	187.50	46915	.00	0	
Total 6351921361:							240.40		.00		
63-51926-131	CLOTHNG ALLOWANCE	6002	WRIGHT WORLD SPORTS	HATS FOR W&L	2021-07 B	10/01/2021	120.00	46873	.00	0	
Total 6351926131:							120.00		.00		
63-51926-180	RECOGNITION PROGRAM	9017	US BANK	CC-PIGGLY WIGGLY-W&L-RECOGNITION PROGRAM	1093-090321	10/15/2021	44.14	20131707	.00	0	
63-51926-180	RECOGNITION PROGRAM	9017	US BANK	CC-FESTIVAL FOODS-C. RENLY-COOKOUT SUPPLIES	7875-091021	10/15/2021	24.24	20131707	.00	0	
Total 6351926180:							68.38		.00		
63-51928-300	REGULATORY EXPENSE	90925	PUBLIC SERVICE COMMIS	PSC DIRECT ASSESSMENT-ELECTRIC	2108-I-01880	10/01/2021	914.62	46860	.00	0	
63-51928-300	REGULATORY EXPENSE	90925	PUBLIC SERVICE COMMIS	-1880-CE-106 PSC DIRECT							

Invoice GL Account	Invoice GL Account Title	Vendor Number	Payee	Description	Invoice Number	Check Issue Date	Check Amount	Check Number	Discount Taken	GL Activity#	Job Number
63-51928-300	REGULATORY EXPENSE	90925	PUBLIC SERVICE COMMIS	ASSESSMENT-ELECTRIC-1880-TE-103	2108-I-01880	10/01/2021	21.66	46860	.00	0	
63-51928-300	REGULATORY EXPENSE	90925	PUBLIC SERVICE COMMIS	PSC DIRECT ASSESSMENT-ELECTRIC -1880-TE-104	2108-I-01880	10/01/2021	22.90	46860	.00	0	
63-51928-300	REGULATORY EXPENSE	90925	PUBLIC SERVICE COMMIS	ADVANCE ASSESSMENT 2021-2022	RA22-I-0188	10/15/2021	10,037.35	46942	.00	0	
Total 6351928300:							10,996.53		.00		
63-51930-110	MISC GENERAL SALARY	4990	TOWN & COUNTRY ENGIN	PROJECT EV-98-CITY PLANNER ASSISTANCE	23217	10/15/2021	125.76	46951	.00	0	
Total 6351930110:							125.76		.00		
63-51930-251	IT SERVICE AND EQUIPMENT	1850	COMPUTER KNOW HOW L	BDR BACKUP SYSTEM-ELECTRIC	COE-BDR41	10/15/2021	28.47	46926	.00	0	
63-51930-251	IT SERVICE AND EQUIPMENT	90606	RAILROAD MANAGEMENT	LICENSE FEES	443749	10/22/2021	577.98	46984	.00	0	
Total 6351930251:							606.45		.00		
63-51930-300	MISC GENERAL EXPENSES	922005	KIM DIENBERG	MILEAGE FOR MAIL RUN AND PACKET DELIVERY	2021-09	10/01/2021	8.06	46846	.00	0	
Total 6351930300:							8.06		.00		
63-51930-330	PROFESSIONAL DEV/TRAININ	9017	US BANK	CC-INGLESIDE HOTEL-C. RENLY-WPPI LODGING	7875-091621	10/15/2021	157.07	20131707	.00	0	
63-51930-330	PROFESSIONAL DEV/TRAININ	3560	MUNICIPAL ELECTRIC UTI	ELECTRIC UTILITY SAFETY & TRAINING PROGRAM FEES	091021-67	10/01/2021	4,200.00	46853	.00	0	
Total 6351930330:							4,357.07		.00		
63-51930-331	APPRENTICESHIP TRAINING	1060	EVANSVILLE HARDWARE	SUPPLIES-TOTE	200037-3035	10/22/2021	109.99	46972	.00	0	
63-51930-331	APPRENTICESHIP TRAINING	3656	NORTHEAST WI TECH CO	SUMMER TRAINING/P. SCHMELING	SFT0000122	10/01/2021	368.22	46855	.00	0	
63-51930-331	APPRENTICESHIP TRAINING	9017	US BANK	CC-HAMPTON INN-W&L-LODGING, APPRENTICESHIP TRAINING	1093-090321	10/15/2021	566.00	20131707	.00	0	
63-51930-331	APPRENTICESHIP TRAINING	4425	SCHMELING, PAUL	REIMB MILEAGE-SCHOOL, GREEN BAY	2021-10	10/15/2021	231.28	46946	.00	0	
63-51930-331	APPRENTICESHIP TRAINING	4425	SCHMELING, PAUL	REIMB MEALS-SCHOOL, GREEN BAY	2021-10	10/15/2021	105.05	46946	.00	0	
Total 6351930331:							1,380.54		.00		
63-51930-340	TOOL AND EQUIPMENT	1060	EVANSVILLE HARDWARE	SUPPLIES-SCREWDRIVER SET	200037-3035	10/22/2021	9.99	46972	.00	0	
63-51930-340	TOOL AND EQUIPMENT	1060	EVANSVILLE HARDWARE	SUPPLIES-20V LED LIGHT	200037-3035	10/22/2021	99.00	46972	.00	0	
63-51930-340	TOOL AND EQUIPMENT	1060	EVANSVILLE HARDWARE	SUPPLIES-TAPE MEASURE	200037-3035	10/22/2021	14.99	46972	.00	0	
63-51930-340	TOOL AND EQUIPMENT	1060	EVANSVILLE HARDWARE	SUPPLIES-FASTENERS	200037-3035	10/22/2021	2.79	46972	.00	0	
63-51930-340	TOOL AND EQUIPMENT	1060	EVANSVILLE HARDWARE	SUPPLIES-ROPE	200037-3035	10/22/2021	12.99	46972	.00	0	
63-51930-340	TOOL AND EQUIPMENT	1060	EVANSVILLE HARDWARE	SUPPLIES-TOP SPIRAL NOTEBOOK	200037-3035	10/22/2021	5.99	46972	.00	0	

Invoice GL Account	Invoice GL Account Title	Vendor Number	Payee	Description	Invoice Number	Check Issue Date	Check Amount	Check Number	Discount Taken	GL Activity#	Job Number
63-51930-340	TOOL AND EQUIPMENT	9017	US BANK	CC-USPS-W&L-POSTAGE	1093-082621	10/15/2021	11.40	20131707	.00	0	
63-51930-340	TOOL AND EQUIPMENT	90123	C&M HYDRAULIC TOOL S	TAMPER, HYD. 3' HANDLE, NO VALVE	0172918-IN	10/15/2021	1,360.25	46921	.00	0	
63-51930-340	TOOL AND EQUIPMENT	90123	C&M HYDRAULIC TOOL S	HOSE, RED RUBBER	0172918-IN	10/15/2021	162.00	46921	.00	0	
63-51930-340	TOOL AND EQUIPMENT	90123	C&M HYDRAULIC TOOL S	ADA[TER, STR THREAD W/O RING	0172918-IN	10/15/2021	14.50	46921	.00	0	
63-51930-340	TOOL AND EQUIPMENT	90123	C&M HYDRAULIC TOOL S	PARTEK	0172918-IN	10/15/2021	26.32	46921	.00	0	
63-51930-340	TOOL AND EQUIPMENT	90123	C&M HYDRAULIC TOOL S	SHRINK WRAP	0172918-IN	10/15/2021	20.38	46921	.00	0	
63-51930-340	TOOL AND EQUIPMENT	90123	C&M HYDRAULIC TOOL S	TAMPER, HYD. 3' HANDLE, NO VALVE	0172932-CM	10/15/2021	1,360.25-	46921	.00	0	
63-51930-340	TOOL AND EQUIPMENT	90123	C&M HYDRAULIC TOOL S	HOSE, RED RUBBER	0172932-CM	10/15/2021	162.00-	46921	.00	0	
63-51930-340	TOOL AND EQUIPMENT	90123	C&M HYDRAULIC TOOL S	ADA[TER, STR THREAD W/O RING	0172932-CM	10/15/2021	14.50-	46921	.00	0	
63-51930-340	TOOL AND EQUIPMENT	90123	C&M HYDRAULIC TOOL S	PARTEK	0172932-CM	10/15/2021	26.32-	46921	.00	0	
63-51930-340	TOOL AND EQUIPMENT	90123	C&M HYDRAULIC TOOL S	SHRINK WRAP	0172932-CM	10/15/2021	20.38-	46921	.00	0	
63-51930-340	TOOL AND EQUIPMENT	90123	C&M HYDRAULIC TOOL S	TAMPER, HYD. 3' HANDLE, NO VALVE	0172946-IN	10/15/2021	1,360.25	46921	.00	0	
63-51930-340	TOOL AND EQUIPMENT	90123	C&M HYDRAULIC TOOL S	HOSE, WIRE BRAID	0172946-IN	10/15/2021	74.88	46921	.00	0	
63-51930-340	TOOL AND EQUIPMENT	90123	C&M HYDRAULIC TOOL S	PIPE FITTING, MALE	0172946-IN	10/15/2021	23.36	46921	.00	0	
63-51930-340	TOOL AND EQUIPMENT	90123	C&M HYDRAULIC TOOL S	HOSE FITTING	0172946-IN	10/15/2021	18.18	46921	.00	0	
63-51930-340	TOOL AND EQUIPMENT	90123	C&M HYDRAULIC TOOL S	SWIVEL FITTING	0172946-IN	10/15/2021	31.28	46921	.00	0	
63-51930-340	TOOL AND EQUIPMENT	90123	C&M HYDRAULIC TOOL S	IN-LINE VALVE ASSEMBLY	0172946-IN	10/15/2021	151.08	46921	.00	0	
Total 6351930340:							1,816.18		.00		
63-51930-343	TRANSPORTATION FUEL	5060	LANDMARK SERVICES CO	W&L MONTHLY FUEL W/DISC-AUG	1605800-092	10/01/2021	1,439.22	46847	.00	0	
63-51930-343	TRANSPORTATION FUEL	5060	LANDMARK SERVICES CO	W&L FED GAS/DSL REFUND AUG	1605800-108	10/01/2021	94.19-	46847	.00	0	
63-51930-343	TRANSPORTATION FUEL	5060	LANDMARK SERVICES CO	W&L MONTHLY FUEL W/DISC-SEPT	1605800-102	10/15/2021	1,176.96	46935	.00	0	
63-51930-343	TRANSPORTATION FUEL	5060	LANDMARK SERVICES CO	W&L FED GAS/DSL REFUND SEPT	1605800-108	10/15/2021	79.63-	46935	.00	0	
Total 6351930343:							2,442.36		.00		
63-51930-350	TRANSPORTATION MAINTENA	90123	C&M HYDRAULIC TOOL S	HOSE, WIRE BRAID	0172944-IN	10/15/2021	628.00	46921	.00	0	
63-51930-350	TRANSPORTATION MAINTENA	90123	C&M HYDRAULIC TOOL S	MALE PIPE SWIVEL	0172944-IN	10/15/2021	41.76	46921	.00	0	
63-51930-350	TRANSPORTATION MAINTENA	90123	C&M HYDRAULIC TOOL S	COUPLER, 1/2" FEMALE	0172944-IN	10/15/2021	85.89	46921	.00	0	
63-51930-350	TRANSPORTATION MAINTENA	90123	C&M HYDRAULIC TOOL S	COUPLER, 1/2" MALE	0172944-IN	10/15/2021	33.27	46921	.00	0	
63-51930-350	TRANSPORTATION MAINTENA	90123	C&M HYDRAULIC TOOL S	PIPE FITTING, MALE	0172944-IN	10/15/2021	13.34	46921	.00	0	
63-51930-350	TRANSPORTATION MAINTENA	90123	C&M HYDRAULIC TOOL S	SHRINK WRAP	0172944-IN	10/15/2021	20.38	46921	.00	0	
63-51930-350	TRANSPORTATION MAINTENA	3600	NAPA OF OREGON	VEH MAINT-BATTERY W/CORE DEP	352394	10/15/2021	319.98	46939	.00	0	
63-51930-350	TRANSPORTATION MAINTENA	3600	NAPA OF OREGON	SUPPLIES-WINDOW WASH	352070	10/15/2021	22.74	46939	.00	0	
63-51930-350	TRANSPORTATION MAINTENA	3667	NOMAD AUTO WORKS LL	REPLACE BRAKE CALIPERS-W&L TRUCK	205	10/08/2021	705.90	46898	.00	0	
Total 6351930350:							1,871.26		.00		
63-51930-392	PUBLIC RELATIONS AND ADV	9017	US BANK	CC-PIGGLY WIGGLY-C. RENLY-CUSTOMER APPRECIATION EVENT	7875-091021	10/15/2021	573.83	20131707	.00	0	
63-51930-392	PUBLIC RELATIONS AND ADV	9017	US BANK	CC-PIGGLY WIGGLY-C. RENLY-SALES TAX REFUNDED	7875-091021	10/15/2021	5.09-	20131707	.00	0	

Invoice GL Account	Invoice GL Account Title	Vendor Number	Payee	Description	Invoice Number	Check Issue Date	Check Amount	Check Number	Discount Taken	GL Activity#	Job Number
63-51930-392	PUBLIC RELATIONS AND ADV	9017	US BANK	CC-PIGLY WIGGLY-C. RENLY- CUSTOMER APPRECIATION EVENT	7875-091021	10/15/2021	4.47	20131707	.00	0	
Total 6351930392:							573.21		.00		
63-51930-840	TRANSPORTATION EQUIPME	3600	NAPA OF OREGON	SUPPLIES-BOXED MINIATURES	352407	10/15/2021	3.99	46939	.00	0	
Total 6351930840:							3.99		.00		
63-51932-300	BUILDING AND PLANT MAINTE	1060	EVANSVILLE HARDWARE	SUPPLIES-CLEANING SUPPLIES	200037-3035	10/22/2021	51.56	46972	.00	0	
Total 6351932300:							51.56		.00		
63-51932-360	BUILDING & PLANT UTILITY C	5160	CITY OF EVANSVILLE	ELEC/WATER-W&L-ELECTRIC	2021-10 CO	10/28/2021	752.00	20131712	.00	0	
63-51932-360	BUILDING & PLANT UTILITY C	5600	WE ENERGIES	MONTHLY GAS SERVICE-W&L	00009-0921	10/08/2021	10.56	46909	.00	0	
Total 6351932360:							762.56		.00		
Grand Totals:							1,814,565.82		9.96		

CASH ACCOUNT SUMMARY		
GL Account #	Account Description	9/30/2021
01-1000100	COMINGLED CASH	\$9,138,824.14
01-1000205	RESTRICTED TREASURY INVESTMENT (BOND RESERVES)	\$962,749.76
01-1000200	RESTRICTED WWTP DNR REPLACEMENT FUND	\$942,933.73
10-1000170	UB&T POLICE DEPT DEPOSIT ACCOUNT	\$17,037.04
10-1000550	REVOLVING LOAN FUND	\$77,768.77
10-1000560	BUILDING FAÇADE GRANT PROGRAM	\$9,000.00
40-1000200	LOCAL GOVERNMENT INVESTMENT POOL GENERAL CASH	\$84,684.76
40-1000350	LOCAL GOVERNMENT INVESTMENT POOL PARK FUND	\$15,159.89
60-1137000	LOCAL GOVERNMENT INVESTMENT POOL WWTP FUND	\$65,737.68
62-1131110	UTILITY PAYMENT DROP SITE GREENWOODS	\$108,786.34
62-1131120	UTILITY PAYMENT DROP SITE BMO	239962.04
		\$11,662,644.15

CITY OF EVANSVILLE
DETAIL REVENUES WITH COMPARISON TO BUDGET
FOR THE 9 MONTHS ENDING SEPTEMBER 30, 2021

GENERAL FUND

	PERIOD ACTUAL	YTD ACTUAL	BUDGET AMOUNT	VARIANCE	% OF BUDGET
<u>TAXES</u>					
10-41110-000 GENERAL PROPERTY TAXES	0	1,562,500	1,562,500	1	100
10-41310-000 PYMT IN LIEU TAXES-MUN UTILITY	0	0	445,000	(445,000)	0
10-41320-000 PYMT IN LIEU TAXES-HOUSING AUT	0	3,300	3,300	0	100
10-41800-000 INTEREST ON TAXES PP & RE	191	344	0	344	0
TOTAL TAXES	191	1,566,144	2,010,800	(444,656)	78
<u>INTERGOVERNMENTAL REVENUE</u>					
10-43400-530 STATE AID GEN TRANSPORTATION	67,804	203,412	271,571	(68,159)	75
10-43410-000 SHARED REVENUE FROM STATE	61,578	61,578	402,520	(340,942)	15
10-43411-000 SHARED REVENUE-STATE ADJ.EMS	0	0	8,000	(8,000)	0
10-43420-000 OTHER STATE AID	12,092	12,092	12,092	0	100
10-43420-520 FIRE INS FROM STATE 2%	19,812	19,812	17,600	2,212	113
10-43430-000 STATE AID EXEMPT COMPUTERS	4,503	4,503	4,503	0	100
10-43530-530 STATE AID - CONNECTING STREET	7,909	23,727	31,636	(7,909)	75
10-43545-530 RECYCLING REVENUE FROM STATE	0	17,213	17,100	113	101
TOTAL INTERGOVERNMENTAL REVENUE	173,698	342,337	765,022	(422,685)	45
<u>LICENSES & PERMITS</u>					
10-44110-510 LIQUOR & MALT BEVERAGE LIC	1,200	8,040	7,200	840	112
10-44111-510 OPERATORS/PROV LICENSE	670	3,135	2,200	935	143
10-44112-510 CIGARETTE LICENSE	0	700	700	0	100
10-44114-510 TELEVISION FRANCHISE	11,325	22,125	48,367	(26,243)	46
10-44115-510 WEIGHTS AND MEASURES	0	1,600	1,600	0	100
10-44120-510 ANIMAL PERMIT/LICENSE	420	3,203	4,000	(797)	80
10-44121-510 BICYCLE LICENSE	5	5	15	(10)	33
10-44122-510 MISC LICENSES (SUNDRY)	1,435	3,813	2,000	1,813	191
10-44123-510 VEHICLE REGISTRATION FEE PD	(4,497)	(8,153)	0	(8,153)	0
10-44123-511 LOCAL VEHICLE REG FEE DOT	27,563	71,506	100,000	(28,494)	72
10-44300-520 BUILDING PERMITS	6,601	45,627	80,000	(34,373)	57
10-44300-530 ST OPEN/C&G/DRWY/TERACE PERMIT	400	2,300	2,500	(200)	92
10-44400-560 ZONING PERMITS & FEES	750	3,759	7,500	(3,741)	50
TOTAL LICENSES & PERMITS	45,871	157,659	256,082	(98,424)	62
<u>FINES & FORFEITURES</u>					
10-45110-520 COURT PENALTIES & COSTS	11,995	53,423	57,500	(4,077)	93
10-45130-520 PARKING VIOLATIONS	1,540	10,068	15,000	(4,932)	67
TOTAL FINES & FORFEITURES	13,535	63,490	72,500	(9,010)	88

CITY OF EVANSVILLE
DETAIL REVENUES WITH COMPARISON TO BUDGET
FOR THE 9 MONTHS ENDING SEPTEMBER 30, 2021

GENERAL FUND

	PERIOD ACTUAL	YTD ACTUAL	BUDGET AMOUNT	VARIANCE	% OF BUDGET
<u>PUBLIC CHARGES FOR SERVICE</u>					
10-46110-510	RECORD SEARCH/COPY REVENUE	628	2,440	3,500 (1,060)	70
10-46111-510	LICENSE PUBLICATION FEES	15	240	210 30	114
10-46123-510	VEHICLE REGIST AGENT FEE	1,642	8,337	4,000 4,337	208
10-46210-520	PD VEH INSPEC & MISC REVENUE	134	1,434	0 1,434	0
10-46210-530	REIMBURSEMENTS	0	6,837	0 6,837	0
10-46330-520	PARKING FEES	56	117	200 (83)	59
10-46420-530	REF/RECYC SPEC CHARGE REVENUE	624	374,829	383,388 (8,559)	98
10-46720-550	PARK STORE REVENUE	0	0	250 (250)	0
10-46721-550	PICNIC TABLE REVENUE	0	0	150 (150)	0
10-46722-550	PARK SHELTER RENTAL REVENUE	1,511	3,296	5,000 (1,704)	66
10-46723-550	TAXABLE PARK STORE REVENUE	4,961	4,961	9,000 (4,039)	55
10-46750-550	SWIMMING POOL REVENUE	1,375	1,375	10,000 (8,625)	14
10-46751-550	TAXABLE SWIMMING POOL REVENUE	18,225	18,225	35,000 (16,775)	52
10-46753-550	BASEBALL REVENUE-YOUTH	0	6,976	7,000 (24)	100
10-46756-550	SOCCER REVENUE	0	0	1,100 (1,100)	0
10-46758-550	PRESSBOX/CONCESSION/SCOREBOX	0	0	60 (60)	0
10-46810-560	TREE REFORESTATION REVENUE	0	1,140	4,600 (3,460)	25
TOTAL PUBLIC CHARGES FOR SERVICE		29,170	430,207	463,458 (33,251)	93
<u>MISCELLANEOUS REVENUE</u>					
10-48030-512	INSUR DIVIDEND/AUDIT ADJ-COURT	0	20	0 20	0
10-48110-510	INT ON TEMP INVESTMENTS	398	2,225	35,000 (32,775)	6
10-48130-530	INT ON SPEC ASSESS/SPEC CHRGS	0	0	400 (400)	0
10-48140-512	INSUR DIVIDEND/AUDIT ADJ-GEN	0	112	0 112	0
10-48200-510	RENT OF CITY PROPERTY	5,975	22,925	32,925 (10,000)	70
10-48200-512	INSUR DIVIDEND/AUDIT ADJ-POLIC	0	5,733	4,500 1,233	127
10-48201-512	INSUR DIVIDEND/AUDIT ADJ-PT PO	0	360	0 360	0
10-48300-512	INSUR DIVIDEND/AUDIT ADJ-DPW	0	2,060	1,500 560	137
10-48310-512	INSUR DIVIDEND/AUDIT ADJ-RECYC	0	849	0 849	0
10-48320-512	INSUR DIVIDEND/AUDIT ADJ-PARK	0	600	0 600	0
10-48330-512	INSUR DIVIDEND/AUDIT ADJ-CDEV	0	29	0 29	0
10-48720-512	INSUR DIVIDEND/AUDIT ADJ-PARK	0	815	200 615	408
10-48725-512	INSUR DIVIDEND/AUDIT ADJ-PK ST	0	65	0 65	0
10-48730-512	INSUR DIVIDEND/AUDIT ADJ-POOL	0	591	200 391	296
10-48750-512	INSUR DIVIDEND/AUDIT ADJ-YOUTH	0	11	0 11	0
10-48900-530	PUBLIC WORKS REVENUE	590	870	100 770	870
10-48900-550	MISC REVENUE (GF)	1,085	1,568	500 1,068	314
10-48901-550	YOUTH CENTER REVENUE	342	1,444	8,500 (7,056)	17
TOTAL MISCELLANEOUS REVENUE		8,390	40,279	83,825 (43,546)	48

CITY OF EVANSVILLE
DETAIL REVENUES WITH COMPARISON TO BUDGET
FOR THE 9 MONTHS ENDING SEPTEMBER 30, 2021

GENERAL FUND

		PERIOD		BUDGET		% OF
		ACTUAL	YTD ACTUAL	AMOUNT	VARIANCE	BUDGET
<u>OTHER FINANCING SOURCES</u>						
10-49950-410	TID TRANSFERS	0	18,250	18,250	0	100
10-49999-990	FUND BALANCE APPLIED	0	0	1,790	(1,790)	0
TOTAL OTHER FINANCING SOURCES		0	18,250	20,040	(1,790)	91
TOTAL FUND REVENUE		<u>270,855</u>	<u>2,618,366</u>	<u>3,671,727</u>	<u>(1,053,361)</u>	<u>71</u>

CITY OF EVANSVILLE
DETAIL EXPENDITURES WITH COMPARISON TO BUDGET
FOR THE 9 MONTHS ENDING SEPTEMBER 30, 2021

GENERAL FUND

	PERIOD ACTUAL	YTD ACTUAL	BUDGET AMOUNT	VARIANCE	% OF BUDGET
<u>COUNCIL</u>					
10-51010-110 COUNCIL SALARY	5,789	11,540	16,708	5,168	69
10-51010-150 COUNCIL FICA	443	883	1,278	395	69
10-51010-300 COUNCIL EXPENSES & SUPPLIES	520	1,437	2,500	1,063	57
TOTAL COUNCIL	6,752	13,860	20,486	6,626	68
<u>MAYOR</u>					
10-51020-110 MAYOR SALARY & BENEFITS	1,386	3,059	4,158	1,099	74
10-51020-150 MAYOR FICA	106	234	318	84	74
10-51020-300 MAYOR EXPENSES	37	97	500	403	19
TOTAL MAYOR	1,529	3,390	4,976	1,586	68
<u>MUNICIPAL COURT</u>					
10-51030-110 MUNI COURT SALARY	9,260	20,667	27,303	6,636	76
10-51030-136 MUNICIPAL COURT LIFE INS	45	102	118	16	86
10-51030-138 MUNICIPAL COURT RETIREMENT	257	573	1,843	1,270	31
10-51030-150 MUNICIPAL COURT FICA	708	1,581	2,089	508	76
10-51030-251 COURT IT MAINT & REPAIR	457	4,417	3,850	(567)	115
10-51030-280 MUNI CT JAIL CONFINEMENT FEE	0	0	1,200	1,200	0
10-51030-281 MUNI COURT FINES/ASSESS	3,323	19,905	22,500	2,595	88
10-51030-300 MUNICIPAL COURT EXPENSES	829	4,913	3,700	(1,213)	133
10-51030-305 MUNICIPAL JUDICIAL SUBSTITUTE	0	0	300	300	0
10-51030-511 MUNI COURT LIABILITY INSURANCE	0	53	226	173	24
10-51030-512 MUNI COURT WORKERS COMP INS	0	14	58	44	24
TOTAL MUNICIPAL COURT	14,878	52,226	63,187	10,961	83
<u>LEGAL SERVICES</u>					
10-51040-210 LEGAL SERVICES	3,231	10,204	12,000	1,796	85
10-51040-215 LEGAL SERVICES MUNI COURT	8,935	27,672	20,000	(7,672)	138
TOTAL LEGAL SERVICES	12,166	37,876	32,000	(5,876)	118
<u>ELECTIONS</u>					
10-51070-210 ELECTION EQUIP MAINT/SUPPLIES	0	0	1,000	1,000	0
10-51070-300 CLERK ELECTION EXP	0	64	0	(64)	0
TOTAL ELECTIONS	0	64	1,000	936	6

CITY OF EVANSVILLE
DETAIL EXPENDITURES WITH COMPARISON TO BUDGET
FOR THE 9 MONTHS ENDING SEPTEMBER 30, 2021

GENERAL FUND

		PERIOD		BUDGET		% OF
		ACTUAL	YTD ACTUAL	AMOUNT	VARIANCE	BUDGET
<u>ACCOUNTING/AUDITING</u>						
10-51090-210	ACCOUNTING/AUDITING	5,305	14,205	12,000	(2,205)	118
TOTAL ACCOUNTING/AUDITING		5,305	14,205	12,000	(2,205)	118
<u>ASSESSOR</u>						
10-51100-210	ASSESSOR SERVICES	3,603	14,412	21,900	7,488	66
10-51100-310	ASSESSOR SUPPLIES	3	117	0	(117)	0
TOTAL ASSESSOR		3,606	14,529	21,900	7,371	66
<u>FINANCE</u>						
10-51110-110	FINANCE SALARY	23,491	62,223	83,677	21,453	74
10-51110-132	FINANCE DENTAL INSURANCE	676	1,412	1,747	335	81
10-51110-133	FINANCE HEALTH INSURANCE	6,078	15,773	23,458	7,685	67
10-51110-134	FINANCE INCOME CONTINUATION	0	0	325	325	0
10-51110-136	FINANCE LIFE INSURANCE	29	81	177	95	46
10-51110-138	FINANCE RETIREMENT	1,433	3,776	5,648	1,872	67
10-51110-150	FINANCE FICA	1,625	4,380	6,401	2,021	68
10-51110-180	RECOGNITION PROGRAM	0	101	500	399	20
10-51110-210	FINANCE PROFESSIONAL SERVICES	0	0	1,000	1,000	0
10-51110-250	FINANCE OFFICE EQUIP CONTRACTS	310	705	1,000	295	70
10-51110-251	FINANCE - IT MAINT & REPAIR	670	2,159	4,900	2,741	44
10-51110-252	FINANCE- IT EQUIP	0	70	500	430	14
10-51110-280	FINANCE CO TAX COLLECTION	0	1,890	1,500	(390)	126
10-51110-290	FINANCE PUBLISHING CONTRACT	2,025	6,075	8,100	2,025	75
10-51110-300	FINANCE ADMIN EXPENSE	199	2,019	750	(1,269)	269
10-51110-310	FINANCE OFFICE SUPPLIES & EXP	2,698	8,120	9,500	1,380	85
10-51110-330	FINANCE PROFESSIONAL DEV	442	2,040	9,500	7,460	21
10-51110-361	FINANCE COMMUNICATIONS	1,585	4,171	3,000	(1,171)	139
10-51110-370	FINANCE ELECTION EXPENSES	268	2,325	4,000	1,675	58
10-51110-512	FINANCE WORK COMP INS	0	78	325	247	24
TOTAL FINANCE		41,528	117,398	166,008	48,610	71
<u>MUNICIPAL BUILDING</u>						
10-51120-355	MUNICIPAL BUILDINGS	6,339	18,272	21,500	3,228	85
TOTAL MUNICIPAL BUILDING		6,339	18,272	21,500	3,228	85

CITY OF EVANSVILLE
DETAIL EXPENDITURES WITH COMPARISON TO BUDGET
FOR THE 9 MONTHS ENDING SEPTEMBER 30, 2021

GENERAL FUND

	PERIOD ACTUAL	YTD ACTUAL	BUDGET AMOUNT	VARIANCE	% OF BUDGET	
<u>OTHER GENERAL GOVERNMENT</u>						
10-51140-150	CITIZEN COMMITTEE- FICA	317	317	360	43	88
10-51140-160	CITIZEN COMMITTEE STIPENDS	4,140	4,140	4,700	560	88
10-51140-180	RECOGNITION PROGRAM	0	0	1,000	1,000	0
10-51140-220	MANUFACTURING ASSESSMENT FEE	0	0	1,000	1,000	0
10-51140-251	SOFTWARE MAINT AGREEMENT	2,750	5,500	5,500	0	100
10-51140-285	DOG & CAT EXPENSE	946	3,290	4,700	1,410	70
10-51140-390	MISCELLANIOUS	150	150	150	0	100
10-51140-392	GEN PUBLIC RELATIONS & ADVOCAC	0	0	1,000	1,000	0
10-51140-505	WEIGHTS AND MEASURES	0	1,600	1,600	0	100
10-51140-510	PROPERTY INSURANCE	0	626	2,400	1,774	26
10-51140-511	LIABILITY INSURANCE	0	471	1,753	1,281	27
	TOTAL OTHER GENERAL GOVERNMENT	8,302	16,095	24,162	8,068	67

CITY OF EVANSVILLE
DETAIL EXPENDITURES WITH COMPARISON TO BUDGET
FOR THE 9 MONTHS ENDING SEPTEMBER 30, 2021

GENERAL FUND

	PERIOD ACTUAL	YTD ACTUAL	BUDGET AMOUNT	VARIANCE	% OF BUDGET	
<u>POLICE DEPARTMENT</u>						
10-52200-110	POLICE SALARY	201,584	565,444	758,435	192,991	75
10-52200-131	POLICE CLOTHING ALLOW	0	0	10,000	10,000	0
10-52200-132	POLICE DENTAL INS	3,786	8,643	10,146	1,503	85
10-52200-133	POLICE HEALTH INS	48,362	128,586	193,262	64,675	67
10-52200-134	POLICE INCOME CONT	0	0	3,248	3,248	0
10-52200-136	POLICE LIFE INS	365	835	987	151	85
10-52200-138	POLICE RETIREMENT	23,485	63,888	86,764	22,877	74
10-52200-150	POLICE FICA	15,166	41,306	58,020	16,715	71
10-52200-180	RECOGNITION PROGRAM POLICE	6	6	500	494	1
10-52200-205	INVESTIGATIVE EXPENSES	600	1,042	500	(542)	208
10-52200-210	PROFESSIONAL SERVICES	1,453	6,466	10,000	3,534	65
10-52200-251	POLICE - IT MAINT & REPAIR	2,279	9,174	12,750	3,576	72
10-52200-252	POLICE- IT EQUIP	220	300	6,860	6,560	4
10-52200-260	ACCREDITATION	0	650	1,000	350	65
10-52200-290	POLICE 911 SERVICE	0	0	2,700	2,700	0
10-52200-310	POLICE OFFICE SUPPLIES	2,168	6,042	8,000	1,958	76
10-52200-330	POLICE PROFESSIONAL DEV	905	7,133	9,900	2,767	72
10-52200-331	POLICE AMMUNITION	0	1,803	3,500	1,697	52
10-52200-340	POLICE EQUIPMENT	3,940	5,451	6,015	564	91
10-52200-342	POLICE COMMISSION	75	75	500	425	15
10-52200-343	POLICE VEHICLE FUEL	4,130	10,890	13,350	2,460	82
10-52200-350	POLICE EQUIP MAINTENANCE	854	3,682	8,000	4,318	46
10-52200-355	POLICE BLDG MAINT	399	4,478	3,500	(978)	128
10-52200-360	POLICE BLDG UTILITIES EXPENSE	1,839	6,892	8,500	1,608	81
10-52200-361	POLICE COMMUNICATIONS	3,079	7,331	8,100	769	91
10-52200-380	POLICE BODY ARMOR	0	(10)	2,000	2,010	(1)
10-52200-390	POLICE MISCELLANEOUS	100	338	500	162	68
10-52200-392	POLICE PUBLIC RELATIONS	970	970	1,000	30	97
10-52200-510	POLICE PROPERTY INSURANCE	0	131	1,700	1,569	8
10-52200-511	POLICE LIABILITY INSURANCE	0	1,929	3,000	1,071	64
10-52200-512	POLICE WORKERS COMP INSURANCE	0	3,576	14,866	11,290	24
	TOTAL POLICE DEPARTMENT	315,764	887,050	1,247,604	360,554	71
<u>FIRE DISTRICT</u>						
10-52210-209	FIRE DISTRICT CONTRIB-INTERGOV	19,812	19,812	17,600	(2,212)	113
10-52210-210	FIRE DISTRICT CONTRIBUTION	93,445	186,889	266,984	80,095	70
10-52210-340	PUBLIC FIRE PROT (HYDRANTS)	0	175,000	175,000	0	100
	TOTAL FIRE DISTRICT	113,257	381,701	459,584	77,883	83

CITY OF EVANSVILLE
DETAIL EXPENDITURES WITH COMPARISON TO BUDGET
FOR THE 9 MONTHS ENDING SEPTEMBER 30, 2021

GENERAL FUND

	PERIOD ACTUAL	YTD ACTUAL	BUDGET AMOUNT	VARIANCE	% OF BUDGET
<u>PT - POLICE DEPARTMENT</u>					
10-52230-110 PT - POLICE SALARY	6,842	31,032	68,398	37,366	45
10-52230-133 PT - POLICE HEALTH INS	0	220	78	(142)	282
10-52230-138 PT - POLICE RETIREMENT	252	651	7,121	6,470	9
10-52230-150 PT - POLICE FICA	519	2,299	5,232	2,933	44
10-52230-512 PT - POLICE WORK COMP INS	0	310	1,289	979	24
TOTAL PT - POLICE DEPARTMENT	7,612	34,512	82,118	47,606	42
<u>BUILDING INSPECTOR</u>					
10-52240-110 BLDG INSPECTOR SALARY	15,425	39,346	52,396	13,050	75
10-52240-132 BLDG INSP DENTAL INS	124	278	362	84	77
10-52240-133 BLDG INSP HEALTH INS	1,900	4,968	6,515	1,546	76
10-52240-134 BLDG INSP INCOME CONT	0	0	225	225	0
10-52240-136 BLDG INSP LIFE INS	119	270	274	4	98
10-52240-138 BLDG INSP RETIREMENT	1,041	2,656	3,537	881	75
10-52240-150 BLDG INSP FICA	1,173	2,991	4,008	1,017	75
10-52240-210 BLDG INSP - PROFESSIONAL SERVI	388	388	2,500	2,113	16
10-52240-251 BLDG INSP - IT MAINT & REPAIR	101	413	500	87	83
10-52240-252 BLDG INSP- IT EQUIP	0	0	5,750	5,750	0
10-52240-300 BLDG INSP - MISC EXP	264	648	2,000	1,352	32
10-52240-330 BLDG INSP PROFESSIONAL DEVL	224	724	2,500	1,776	29
10-52240-361 BLDG INSP - COMMUNICATIONS	385	893	900	7	99
10-52240-512 BLDG INSP WORK COMP INS	0	348	1,446	1,098	24
TOTAL BUILDING INSPECTOR	21,144	53,923	82,913	28,990	65

CITY OF EVANSVILLE
DETAIL EXPENDITURES WITH COMPARISON TO BUDGET
FOR THE 9 MONTHS ENDING SEPTEMBER 30, 2021

GENERAL FUND

	PERIOD ACTUAL	YTD ACTUAL	BUDGET AMOUNT	VARIANCE	% OF BUDGET
<u>PUBLIC WORKS</u>					
10-53300-110 DPW SALARY	48,704	135,489	172,578	37,089	79
10-53300-130 DPW SAFETY AND PPE	0	2,000	2,000	0	100
10-53300-131 DPW CLOTHING ALLOWANCE	0	1,445	1,500	55	96
10-53300-132 DPW DENTAL INS	1,802	3,722	3,264	(457)	114
10-53300-133 DPW HEALTH INS	16,160	39,636	46,052	6,415	86
10-53300-134 DPW INCOME CONT	0	0	742	742	0
10-53300-136 DPW LIFE INS	62	206	363	157	57
10-53300-138 DPW RETIREMENT	3,057	8,834	11,649	2,815	76
10-53300-150 DPW FICA	3,637	10,141	13,202	3,061	77
10-53300-180 RECOGNITION PROGRAM PUBLIC WOR	72	299	500	201	60
10-53300-210 PROFESSIONAL SERVICES	3,729	4,738	1,500	(3,238)	316
10-53300-251 DPW - IT MAINT & REPAIR	0	50	500	450	10
10-53300-252 DPW - IT EQUIP	18	268	1,600	1,332	17
10-53300-280 DPW DRUG & ALCOHOL TESTING	46	592	525	(67)	113
10-53300-300 DPW STREET MAINT& REPAIRS	102,559	118,179	129,900	11,721	91
10-53300-301 STREET TREE REMOVAL	134	6,485	6,500	16	100
10-53300-302 DE-ICING MATERIALS	0	409	24,900	24,491	2
10-53300-310 DPW OFFICE SUPPLIES & EXP	873	1,366	2,000	634	68
10-53300-330 DPW PROFESSIONAL DEVL	510	7,693	11,900	4,207	65
10-53300-340 DPW - TOOLS & EQUIP	827	931	2,000	1,069	47
10-53300-343 DPW VEHICLE FUEL	5,388	15,919	17,000	1,081	94
10-53300-355 DPW BLDG MAINT & SUPPLIES	1,054	3,907	3,500	(407)	112
10-53300-360 DPW BLDG UTILITIES EXP-HEAT, W	1,758	8,496	12,500	4,004	68
10-53300-361 DPW COMMUNICATIONS	1,089	4,410	4,000	(410)	110
10-53300-390 DPW MISC EXPENSE	615	984	500	(484)	197
10-53300-510 DPW PROPERTY INSURANCE	0	186	4,929	4,743	4
10-53300-511 DPW LIABILITY INSURANCE	0	6,358	5,488	(870)	116
10-53300-512 DPW WORKERS COMP INSURANCE	0	1,756	4,434	2,679	40
10-53300-891 DPW MAPPING	1,313	1,513	500	(1,013)	303
TOTAL PUBLIC WORKS	193,408	386,014	486,026	100,012	79

CITY OF EVANSVILLE
DETAIL EXPENDITURES WITH COMPARISON TO BUDGET
FOR THE 9 MONTHS ENDING SEPTEMBER 30, 2021

GENERAL FUND

		PERIOD		BUDGET		% OF
		ACTUAL	YTD ACTUAL	AMOUNT	VARIANCE	BUDGET
<u>RECYCLING & DISPOSAL</u>						
10-53310-110	RECYCLING SALARY	21,217	53,727	77,255	23,527	70
10-53310-132	RECYCLING DENTAL INS	664	1,162	1,200	38	97
10-53310-133	RECYCLING HEALTH INS	6,984	15,224	17,100	1,876	89
10-53310-134	RECYCLING INCOME CONT	0	0	262	262	0
10-53310-136	RECYCLING LIFE INS	18	44	134	91	32
10-53310-138	RECYCLING RETIREMENT	1,189	3,223	4,162	939	77
10-53310-150	RECYCLING FICA	1,575	3,988	5,910	1,922	67
10-53310-290	RECYCLING & REFUSE COLLECTION	61,290	183,596	251,900	68,304	73
10-53310-300	RECYCLING EXPENSE	176	176	500	324	35
10-53310-310	RECYCLING ADVERT & PROMOTIONS	0	0	1,500	1,500	0
10-53310-512	RECYCLING WORK COMP INS	0	460	1,911	1,451	24
10-53310-513	CAPITAL OUTLAY FOR RECYCLING	0	0	15,000	15,000	0
TOTAL RECYCLING & DISPOSAL		93,113	261,599	376,834	115,235	69
<u>FLEET MAINTENANCE</u>						
10-53420-300	DPW FLEET MAINTENANCE	1,590	11,992	25,000	13,008	48
TOTAL FLEET MAINTENANCE		1,590	11,992	25,000	13,008	48
<u>STREET LIGHTING</u>						
10-53470-300	DPW STREET LIGHTING EXP	16,232	42,214	61,000	18,786	69
TOTAL STREET LIGHTING		16,232	42,214	61,000	18,786	69
<u>HEALTH & HUMAN SERVICES</u>						
10-54600-720	AWARE AGENCY	0	10,000	10,000	0	100
10-54600-721	CREEKSIDE MEMBERSHIP	0	0	150	150	0
10-54600-722	BASE PROGRAM	0	0	1,000	1,000	0
TOTAL HEALTH & HUMAN SERVICES		0	10,000	11,150	1,150	90
<u>SENIOR CITIZENS PROGRAM</u>						
10-54620-210	SENIOR CITIZENS PROGRAM	1,125	3,375	4,500	1,125	75
10-54620-212	SENIOR TRANS & SERVICES	5,778	17,333	23,110	5,777	75
TOTAL SENIOR CITIZENS PROGRAM		6,903	20,708	27,610	6,902	75

CITY OF EVANSVILLE
DETAIL EXPENDITURES WITH COMPARISON TO BUDGET
FOR THE 9 MONTHS ENDING SEPTEMBER 30, 2021

GENERAL FUND

	PERIOD		BUDGET		% OF	
	ACTUAL	YTD ACTUAL	AMOUNT	VARIANCE	BUDGET	
<u>PARK MAINTENANCE</u>						
10-55720-110	PARK MAINT SALARY	24,009	48,720	72,375	23,655	67
10-55720-131	PARK MAINT CLOTHING ALLOW	0	0	300	300	0
10-55720-132	PARK MAINT DENTAL INS	660	1,220	1,721	501	71
10-55720-133	PARK MAINT HEALTH INS	6,583	14,008	19,992	5,984	70
10-55720-134	PARK MAINT INCOME CONT	0	0	254	254	0
10-55720-136	PARK MAINT LIFE INS	113	215	165	(50)	131
10-55720-138	PARK MAINT RETIREMENT	1,105	2,691	3,990	1,299	67
10-55720-150	PARK MAINT FICA	1,802	3,636	5,537	1,901	66
10-55720-180	RECOGNITION PROGRAM PARKS	62	134	200	66	67
10-55720-300	PARK MAINT EXPENSES	2,338	14,904	23,900	8,996	62
10-55720-320	LAKE LEOTA FISH STOCKING	0	0	5,000	5,000	0
10-55720-343	PARKS FUEL	597	1,447	2,000	553	72
10-55720-351	PARKS - IT MAINT AND REPAIR	0	0	600	600	0
10-55720-352	PARKS - IT EQUIP	0	250	250	0	100
10-55720-360	PARK UTILITIES EXPENSE	6,101	9,067	9,000	(67)	101
10-55720-361	PARKS COMMUNICATION EXPENSE	210	244	100	(144)	244
10-55720-362	BALLFIELD LIGHTING EXP	3,005	3,356	3,000	(356)	112
10-55720-510	PARK PROPERTY INSURANCE	0	176	1,300	1,124	14
10-55720-511	PARK LIABILITY INSURANCE	0	289	452	163	64
10-55720-512	PARK WORKERS COMP INSURANCE	0	480	1,997	1,517	24
10-55720-720	CITY CELEBRATION/EVENTS	0	0	750	750	0
	TOTAL PARK MAINTENANCE	46,582	100,837	152,883	52,046	66
<u>SWIMMING POOL</u>						
10-55730-110	SWIMMING POOL SALARY	37,698	38,470	53,014	14,544	73
10-55730-138	SWIMMING POOL RETIREMENT	0	0	90	90	0
10-55730-150	SWIMMING POOL FICA	2,884	2,889	4,056	1,166	71
10-55730-300	SWIMMING POOL EXPENSES	15,244	18,584	22,000	3,416	84
10-55730-350	POOL/PARK STORE MAINT EXPENSES	916	1,191	7,000	5,809	17
10-55730-510	SWIMMING POOL PROPERTY INS	0	32	736	704	4
10-55730-511	POOL LIABILITY INSURANCE	0	327	1,127	800	29
10-55730-512	POOL WORKERS COMP INSURANCE	0	352	1,463	1,111	24
	TOTAL SWIMMING POOL	56,742	61,846	89,485	27,639	69
<u>PARK STORE</u>						
10-55740-110	PARK STORE SALARY	2,770	2,770	5,681	2,911	49
10-55740-150	PARK STORE FICA	212	212	435	223	49
10-55740-300	PARK STORE EXPENSES	4,929	5,541	10,500	4,959	53
10-55740-512	PARK STORE WORK COMP INS	0	38	157	119	24
	TOTAL PARK STORE	7,911	8,561	16,773	8,211	51

CITY OF EVANSVILLE
DETAIL EXPENDITURES WITH COMPARISON TO BUDGET
FOR THE 9 MONTHS ENDING SEPTEMBER 30, 2021

GENERAL FUND

	PERIOD ACTUAL	YTD ACTUAL	BUDGET AMOUNT	VARIANCE	% OF BUDGET	
<u>YOUTH CENTER</u>						
10-55750-110	YOUTH CENTER SALARY	973	995	20,663	19,668	5
10-55750-150	YOUTH CENTER FICA	74	76	1,581	1,505	5
10-55750-210	YOUTH CENTER PROF SERVICES	75	219	0 (219)	0
10-55750-300	YOUTH CENTER OPER EXPENSE	714	3,355	13,400	10,045	25
10-55750-355	YOUTH CNTR REPAIRS& MAINT/BLDG	7,259	8,681	5,000 (3,681)	174
10-55750-510	YOUTH CENTER PROPERTY INS	0	43	33 (10)	131
10-55750-511	YOUTH CENTER LIABILITY INS	0	102	452	350	23
10-55750-512	YOUTH CENTER WORK COMP INS	0	7	29	22	24
	TOTAL YOUTH CENTER	9,095	13,478	41,158	27,680	33
<u>BASEBALL</u>						
10-55760-110	BASEBALL SALARY	0	9	0 (9)	86,100
10-55760-132	BASEBALL DENTAL INSURANCE	0	1	0 (1)	0
10-55760-133	BASEBALL HEALTH INSURANCE	0	4	0 (4)	0
10-55760-136	BASEBALL LIFE INSURANCE	0	0	0	0	0
10-55760-138	BASEBALL RETIREMENT	0	1	0 (1)	0
10-55760-150	BASEBALL FICA	0	1	0 (1)	0
10-55760-300	BASEBALL/RECREATON EXPENSES	5,395	5,945	5,200 (745)	114
	TOTAL BASEBALL	5,395	5,960	5,200 (760)	115
<u>ECONOMIC DEVELOPMENT</u>						
10-56820-210	PROFESSIONAL SERVICES	2,000	3,173	4,500	1,328	71
10-56820-300	ECONOMIC DEVELOPMENT EXP	1	33	5,900	5,867	1
10-56820-305	MEMBERSHIP DUES	0	2,500	3,000	500	83
10-56820-400	PLAN IMPLEMENTATION	0	0	1,000	1,000	0
10-56820-410	ECONOMIC DEVELOPMENT MARKETING	0	0	5,000	5,000	0
10-56820-420	PRINT MATERIALS	0	0	1,000	1,000	0
10-56820-720	BLDG IMPROVEMENT GRANT FUND EC	0	2,000	3,000	1,000	67
	TOTAL ECONOMIC DEVELOPMENT	2,001	7,705	23,400	15,695	33

CITY OF EVANSVILLE
DETAIL EXPENDITURES WITH COMPARISON TO BUDGET
FOR THE 9 MONTHS ENDING SEPTEMBER 30, 2021

GENERAL FUND

	PERIOD ACTUAL	YTD ACTUAL	BUDGET AMOUNT	VARIANCE	% OF BUDGET	
<u>COMMUNITY PLANNING</u>						
10-56840-110	COMMUNITY DEVELOP SALARY	3,727	29,114	66,408	37,294	44
10-56840-132	COMMUNITY DEVELOP DENTAL INS	0	382	1,119	736	34
10-56840-133	COMMUNITY DEVELOP HEALTH INSUR	0	4,433	12,973	8,540	34
10-56840-134	COMMUNITY DEVELOP INCOME CONT	0	0	222	222	0
10-56840-136	COMMUNITY DEVELOP LIFE INSUR	0	17	44	27	39
10-56840-138	COMMUNITY DEVELOP RETIREMENT	252	1,870	4,483	2,613	42
10-56840-150	COMMUNITY DEVELOP FICA	748	2,674	5,080	2,406	53
10-56840-210	PROFESSIONAL SERVICES	976	4,057	5,000	943	81
10-56840-240	GIS DATA	0	0	1,000	1,000	0
10-56840-251	COMM DEVL - IT MAINT & REPAIR	103	441	500	59	88
10-56840-252	COMM DEVL - IT EQUIP	0	0	1,500	1,500	0
10-56840-300	COMMUNITY DEVELOP EXPENSES	596	2,016	3,500	1,484	58
10-56840-330	COMMUNITY DEVL PROFESSIONAL DE	2,150	2,196	5,000	2,804	44
10-56840-342	BOARD OF APPEALS EXP	0	0	250	250	0
10-56840-512	COMMUNITY DEVL WORK COMP INS	0	22	92	70	24
10-56840-891	COMM DEV MAPPING	0	34	1,000	966	3
TOTAL COMMUNITY PLANNING		8,551	47,258	108,171	60,913	44
<u>PLANNING & DEVELOPMENT</u>						
10-56860-210	ENGINEERING - PLANNING & DEV	214	214	0	(214)	0
TOTAL PLANNING & DEVELOPMENT		214	214	0	(214)	0
<u>PRESERVATION & RESTORATION</u>						
10-56880-300	HISTORIC PRESERVATION EXP	21	407	2,000	1,593	20
10-56880-340	TREE REFORESTATION EXP	4,616	5,928	5,600	(328)	106
TOTAL PRESERVATION & RESTORATION		4,637	6,335	7,600	1,265	83
TOTAL FUND EXPENDITURES		1,010,555	2,629,820	3,671,727	1,041,906	72
NET REVENUES OVER EXPENDITURES		(739,700)	(11,455)	0	(11,455)	(100)

CITY OF EVANSVILLE
DETAIL REVENUES WITH COMPARISON TO BUDGET
FOR THE 9 MONTHS ENDING SEPTEMBER 30, 2021

EMS FUND

	PERIOD ACTUAL	YTD ACTUA	BUDGET AMOUNT	VARIANCE	% OF BUDGET
<u>TAXES</u>					
20-41110-520 GEN PROPERTY TAXES (CITY)	0	102,863	102,863	1	100
TOTAL TAXES	0	102,863	102,863	1	100
<u>INTERGOVERNMENTAL REVENUE</u>					
20-43520-520 ACT 102 REVENUES-AIDS & TRAINI	0	0	4,000	(4,000)	0
20-43521-520 ACT 102 REVENUES-EMT-BASIC TRA	0	0	0	0	0
20-43525-520 WIH&FS - EMS FUNDING ASSISTANC	0	0	0	0	0
20-43530-530 EMER MED SERVICES PROGRAM	0	0	0	0	0
TOTAL INTERGOVERNMENTAL REVENUE	0	0	4,000	(4,000)	0
<u>PUBLIC CHARGES FOR SERVICE</u>					
20-46230-520 EMS SERVICE CHARGE	131,304	425,925	392,000	33,925	109
TOTAL PUBLIC CHARGES FOR SERVICE	131,304	425,925	392,000	33,925	109
<u>MISCELLANEOUS EMS REVENUE</u>					
20-47324-520 TOWNSHIP SERVICE AGREEMENT	0	64,701	64,701	0	100
TOTAL MISCELLANEOUS EMS REVENUE	0	64,701	64,701	0	100
<u>MISCELLANEOUS REVENUE</u>					
20-48110-000 MISC - INTEREST	0	0	0	0	0
20-48110-510 INT ON TEMP INVESTMENTS	50	143	0	143	0
20-48220-512 INSUR DIVIDEND/AUDIT ADJ-EMS	0	2,442	1,900	542	129
20-48900-520 MISC REVENUE	0	0	500	(500)	0
20-48900-521 VOLUNTEER FUND REVENUE	0	0	0	0	0
TOTAL MISCELLANEOUS REVENUE	50	2,585	2,400	185	108
<u>OTHER FINANCING SOURCES</u>					
20-49100-570 PROCEEDS FROM NOTES ISSUANCE	0	0	0	0	0
20-49999-990 FUND BALANCE APPLIED	0	0	1,099	(1,099)	0
TOTAL OTHER FINANCING SOURCES	0	0	1,099	(1,099)	0

CITY OF EVANSVILLE
 DETAIL REVENUES WITH COMPARISON TO BUDGET
 FOR THE 9 MONTHS ENDING SEPTEMBER 30, 2021

EMS FUND

	PERIOD ACTUAL	YTD ACTUA	BUDGET AMOUNT	VARIANCE	% OF BUDGET
TOTAL FUND REVENUE	131,354	596,074	567,063	29,012	105

CITY OF EVANSVILLE
DETAIL EXPENDITURES WITH COMPARISON TO BUDGET
FOR THE 9 MONTHS ENDING SEPTEMBER 30, 2021

EMS FUND

	PERIOD		BUDGET		% OF	
	ACTUAL	YTD ACTUA	AMOUNT	VARIANCE	BUDGET	
<u>EMERGENCY MEDICAL SERVICES</u>						
20-52220-110	EMS SALARY	55,843	149,464	207,452	57,988	72
20-52220-111	UNEMPLOYMENT COMPENSATION	0	0	0	0	0
20-52220-131	EMS CLOTHING & CLEANING	0	0	4,000	4,000	0
20-52220-132	EMS DENTAL INS	147	298	1,277	979	23
20-52220-133	EMS HEALTH INS	1,402	4,401	6,101	1,700	72
20-52220-134	EMS INCOME CONTINUATION	0	0	201	201	0
20-52220-135	EMS LENGTH OF SERV AWARD PR	0	6,920	7,000	80	99
20-52220-136	EMS LIFE INS	8	20	210	190	9
20-52220-137	EMS LIFE AND ACCIDENT POLICY	0	1,866	0	(1,866)	0
20-52220-138	EMS RETIREMENT	1,279	3,432	4,852	1,419	71
20-52220-150	EMS FICA	4,250	11,365	15,870	4,506	72
20-52220-180	RECOGNITION PROGRAM	0	294	1,000	706	29
20-52220-210	EMS PROFESSIONAL SERVICES	0	599	500	(99)	120
20-52220-251	EMS - IT MAINT & REPAIR	1,141	2,152	2,000	(152)	108
20-52220-252	EMS - IT EQUIP	809	809	5,000	4,191	16
20-52220-290	EMS INTERCEPT EXPENSE	0	0	0	0	0
20-52220-295	EMS ADMIN SERVICES - BILLING	7,362	23,358	28,000	4,642	83
20-52220-310	EMS OFFICE SUPPLIES	265	921	2,000	1,079	46
20-52220-330	EMS PROFESSIONAL DEVL	2,723	3,826	12,000	8,174	32
20-52220-340	EMS MED SUPPLIES & EQUIP	1,050	5,067	15,000	9,933	34
20-52220-341	EMS MED EQUIP MAINT	95	155	5,000	4,845	3
20-52220-343	EMS AMBULANCE FUEL	1,463	3,599	6,000	2,401	60
20-52220-350	EMS AMBULANCE MAINTENANCE	1,593	8,590	10,000	1,410	86
20-52220-355	EMS BUILDING MAINT & REPAIRS	192	1,984	6,000	4,016	33
20-52220-361	EMS COMMUNICATIONS	622	8,347	7,500	(847)	111
20-52220-362	EMS UTILITIES	1,047	3,246	6,000	2,754	54
20-52220-380	EMS ACT 102 EXPENSES-AIDS & TR	0	0	4,000	4,000	0
20-52220-381	EMS ACT 102 EXPENSES-EMT-BASIC	0	0	0	0	0
20-52220-510	EMS PROPERTY INSURANCE	0	48	2,400	2,352	2
20-52220-511	EMS LIABILITY INSURANCE	0	2,813	5,400	2,587	52
20-52220-512	EMS WORKERS COMP INSURANCE	0	1,828	7,600	5,772	24
20-52220-513	EMS UNEMPLOYMENT INSURANCE	0	0	0	0	0
20-52220-520	PRINCIPAL DEBT PAYMENT	0	25,000	25,000	0	100
20-52220-530	EMS BUILDING RENT	0	0	0	0	0
20-52220-600	TRANSFER TO DEBT SERVICE	0	0	0	0	0
20-52220-620	INTEREST DEBT PAYMENT	0	577	2,400	1,823	24
20-52220-640	TRANSFER TO CAPITAL PROJECTS	0	0	0	0	0
20-52220-660	TRANSFER TO GENERAL FUND	0	0	0	0	0
20-52220-740	EMS BAD DEBT EXPENSE	19,511	56,265	42,000	(14,265)	134
20-52220-741	MEDICARE/MEDICAID WRITE OFFS	56,617	181,301	125,000	(56,301)	145
	TOTAL EMERGENCY MEDICAL SERVICES	157,420	508,545	566,762	58,217	90

CITY OF EVANSVILLE
DETAIL EXPENDITURES WITH COMPARISON TO BUDGET
FOR THE 9 MONTHS ENDING SEPTEMBER 30, 2021

EMS FUND

		PERIOD		BUDGET		% OF
		ACTUAL	YTD ACTUA	AMOUNT	VARIANCE	BUDGET
<hr/>						
20-55220-150	EMS FICA-MEDICARE	0	0	0	0	0
20-55220-800	MISC EXPENSE	0	0	0	0	0
20-55220-900	EMS INTEREST ON ADVANCE	0	0	300	300	0
	<hr/>					
	TOTAL DEPARTMENT 220	0	0	300	300	0
<hr/>						
20-58940-620	DO NOT USE INTEREST PAYMENTS	0	0	0	0	0
	<hr/>					
	TOTAL DEPARTMENT 940	0	0	0	0	0
	<hr/>					
	TOTAL FUND EXPENDITURES	157,420	508,545	567,062	58,517	90
	<hr/>					
	NET REVENUES OVER EXPENDITURES	(26,066)	87,529	0	87,529	100

CITY OF EVANSVILLE
DETAIL REVENUES WITH COMPARISON TO BUDGET
FOR THE 9 MONTHS ENDING SEPTEMBER 30, 2021

LIBRARY

	PERIOD ACTUAL	YTD ACTUA	BUDGET AMOUNT	VARIANCE	% OF BUDGET
<u>TAXES</u>					
21-41110-550 GENERAL CITY APPROPRIATIONS	0	292,671	292,671	0	100
TOTAL TAXES	0	292,671	292,671	0	100
<u>INTERGOVERNMENTAL REVENUE</u>					
21-43720-550 COUNTY GRANT	0	62,372	62,372	0	100
21-43800-550 OTHER GRANTS & AIDS	0	0	0	0	0
21-43900-550 LSTA GRANT FROM ALS	747	1,760	0	1,760	0
TOTAL INTERGOVERNMENTAL REVENUE	747	64,132	62,372	1,760	103
<u>PUBLIC CHARGES FOR SERVICE</u>					
21-46710-550 LIBRARY BOOK SALES	38	93	190	(97)	49
21-46711-550 LIBRARY COPIER REVENUES	485	1,210	3,300	(2,090)	37
21-46712-550 LIBRARY FINES	109	713	4,200	(3,487)	17
21-46713-550 OTHER RECEIPTS	(20)	12,860	11,507	1,353	112
21-46714-550 TEEN ADVISORY BOARD DONATIONS	0	0	0	0	0
TOTAL PUBLIC CHARGES FOR SERVICE	612	14,875	19,197	(4,322)	77
<u>MISCELLANEOUS LIBRARY REVENUE</u>					
21-48110-510 INT ON TEMP INVESTMENTS	90	288	0	288	0
21-48110-550 INTEREST INCOME	0	0	0	0	0
21-48111-550 DIVIDEND INCOME	0	0	0	0	0
21-48112-550 LIBRARY MUTUAL FUND	0	0	0	0	0
21-48113-550 LOSS ON INVESTMENTS	0	0	0	0	0
21-48400-000 INSURANCE RECOVERIES	0	0	0	0	0
21-48500-550 LIBRARY GIFTS	0	0	0	0	0
21-48700-512 INSUR DIVIDEND/AUDIT ADJ-LIBRA	0	126	0	126	0
TOTAL MISCELLANEOUS LIBRARY REVENUE	90	415	0	415	0
<u>OTHER FINANCING SOURCES</u>					
21-49999-990 FUND BALANCE APPLIED	0	0	16,358	(16,358)	0
TOTAL OTHER FINANCING SOURCES	0	0	16,358	(16,358)	0
TOTAL FUND REVENUE	1,449	372,093	390,598	(18,505)	95

CITY OF EVANSVILLE
DETAIL EXPENDITURES WITH COMPARISON TO BUDGET
FOR THE 9 MONTHS ENDING SEPTEMBER 30, 2021

LIBRARY

	PERIOD		BUDGET		% OF
	ACTUAL	YTD ACTUA	AMOUNT	VARIANCE	BUDGET
LIBRARY					
21-55700-110 LIBRARY SALARIES	53,316	133,027	199,996	66,969	67
21-55700-132 LIBRARY DENTAL INS	792	1,949	1,783	(165)	109
21-55700-133 LIBRARY HEALTH INS	7,973	29,022	44,754	15,732	65
21-55700-134 LIBRARY INCOME CONT	0	0	816	816	0
21-55700-136 LIBRARY LIFE INS	43	78	663	586	12
21-55700-138 LIBRARY RETIREMENT	2,538	6,188	13,017	6,829	48
21-55700-150 LIBRARY FICA	3,850	9,543	15,300	5,757	62
21-55700-180 RECOGNITION PROGRAM	0	160	300	140	53
21-55700-190 TEEN ADVISORY BOARD DONATON	0	164	0	(164)	0
21-55700-210 LIBRARY PROFESSIONAL SERVICES	0	0	0	0	0
21-55700-240 LIBRARY BUILDING MAINTENANCE	0	0	0	0	0
21-55700-250 LIBRARY COPIER LEASE/MAINT	0	0	0	0	0
21-55700-251 LIBRARY- IT MAINT & REPAIR	2,428	20,499	19,000	(1,499)	108
21-55700-252 LIBRARY - IT EQUIP	0	1,275	1,500	225	85
21-55700-280 LIBRARY OUTSIDE SERVICES	0	0	0	0	0
21-55700-290 LIBRARY BOOKBINDING	0	0	0	0	0
21-55700-310 LIBRARY OFFICE SUPPLIES	307	1,010	2,500	1,490	40
21-55700-311 LIBRARY BOOK PROCESS SUPPLIES	62	1,460	2,000	540	73
21-55700-312 LIBRARY COPIER SUPPLIES	390	1,395	2,000	605	70
21-55700-313 LIBRARY POSTAGE	75	249	450	201	55
21-55700-330 LIBRARY PROFESSIONAL DEVL	527	724	2,500	1,776	29
21-55700-355 BLDG MAINTENANCE & REPAIR	2,360	13,776	17,000	3,224	81
21-55700-361 LIBRARY COMMUNICATIONS	1,116	2,471	3,500	1,029	71
21-55700-362 LIBRARY UTILITIES	3,808	8,054	11,000	2,946	73
21-55700-363 LIBRARY FUEL	1,188	3,564	5,000	1,436	71
21-55700-371 LIBRARY ADULT BOOKS	4,986	16,520	22,000	5,480	75
21-55700-372 LIBRARY CHILDREN'S BOOKS	3,370	8,745	11,000	2,255	80
21-55700-373 LIBRARY REFERENCE BOOKS	0	3,342	3,300	(42)	101
21-55700-374 LIBRARY - PERIODICALS	0	3,913	4,000	87	98
21-55700-375 LIBRARY JUVENILE PERIODICALS	0	0	0	0	0
21-55700-376 LIBRARY PROGRAMMING SUPPLIES	727	2,411	3,000	589	80
21-55700-380 LIBRARY GIFT EXPENDITURES	0	0	0	0	0
21-55700-385 LIBRARY GRANT EXPENDITURES	1,339	2,229	0	(2,229)	0
21-55700-389 CASH SHORT & OVER	1	2	0	(2)	0
21-55700-390 LIBRARY ADVERTISING & PROMOS	0	129	200	71	65
21-55700-510 LIBRARY PROPERTY INSURANCE	0	257	2,783	2,526	9
21-55700-511 LIBRARY LIABILITY INSURANCE	0	232	957	725	24
21-55700-512 WORKERS COMPENSATION INSURANCE	0	67	277	211	24
21-55700-513 LIBRARY UNEMPLOYMENT INSURANCE	0	0	0	0	0
21-55700-550 LIBRARY REPAYMENT TO CITY	0	0	0	0	0
21-55700-600 CROSSOVER BORROWING FEE	0	0	0	0	0
21-55700-640 TRANSFER TO CAPITAL PROJECTS	0	0	0	0	0
21-55700-860 CAPITAL OUTLAY EXPENSES	0	0	0	0	0
TOTAL LIBRARY	91,195	272,451	390,598	118,146	70
TOTAL FUND EXPENDITURES	91,195	272,451	390,598	118,146	70

CITY OF EVANSVILLE
 DETAIL EXPENDITURES WITH COMPARISON TO BUDGET
 FOR THE 9 MONTHS ENDING SEPTEMBER 30, 2021

LIBRARY

	PERIOD PERIOD	YTD ACTUA	BUDGET AMOUNT	VARIANCE	% OF BUDGET
NET REVENUES OVER EXPENDITURES	(89,746)	99,641	0	99,641	100

CITY OF EVANSVILLE
DETAIL REVENUES WITH COMPARISON TO BUDGET
FOR THE 9 MONTHS ENDING SEPTEMBER 30, 2021

CEMETERY

		PERIOD ACTUAL	YTD ACTUA	BUDGET AMOUNT	VARIANCE	% OF BUDGET
<u>TAXES</u>						
22-41110-540	TAXES	0	86,910	86,910	0	100
	TOTAL TAXES	0	86,910	86,910	0	100
<u>PUBLIC CHARGES FOR SERVICE</u>						
22-46541-540	LOT SALES REVENUE	5,975	11,450	9,225	2,225	124
22-46542-540	INTERMENT RECEIPTS	10,650	22,100	20,550	1,550	108
	TOTAL PUBLIC CHARGES FOR SERVICE	16,625	33,550	29,775	3,775	113
<u>MISCELLANEOUS CEMETERY REVENUE</u>						
22-48110-510	INT ON TEMP INVESTMENTS	26	88	0	88	0
22-48110-540	INTEREST INCOME	0	0	400	(400)	0
22-48200-540	MISCELLANEOUS RENT	0	758	1,515	(758)	50
22-48640-512	INSUR DIVIDEND/AUDIT ADJ-CEMET	0	817	0	817	0
	TOTAL MISCELLANEOUS CEMETERY REVE	26	1,662	1,915	(253)	87
<u>OTHER FINANCING SOURCES</u>						
22-49999-990	FUND BALANCE APPLIED	0	0	0	0	0
	TOTAL OTHER FINANCING SOURCES	0	0	0	0	0
	TOTAL FUND REVENUE	16,651	122,122	118,600	3,522	103

CITY OF EVANSVILLE
DETAIL EXPENDITURES WITH COMPARISON TO BUDGET
FOR THE 9 MONTHS ENDING SEPTEMBER 30, 2021

CEMETERY

	PERIOD ACTUAL	YTD ACTUA	BUDGET AMOUNT	VARIANCE	% OF BUDGET
<u>CEMETERY</u>					
22-54640-110 CEMETERY SALARY	23,458	52,719	77,916	25,196	68
22-54640-131 CEMETERY CLOTHING ALLOWANCE	0	0	150	150	0
22-54640-132 CEMETERY DENTAL INS	226	572	542 (30)	106
22-54640-133 CEMETERY HEALTH INS	3,244	8,323	10,172	1,849	82
22-54640-134 CEMETERY INCOME CONT	0	0	278	278	0
22-54640-136 CEMETERY LIFE INS	138	248	311	63	80
22-54640-138 CEMETERY RETIREMENT	1,250	3,090	5,259	2,169	59
22-54640-150 CEMETERY FICA	1,778	3,989	5,961	1,972	67
22-54640-180 RECOGNITION PROGRAM	62	62	100	38	62
22-54640-210 PROFESSIONAL SERVICES	0	0	0	0	0
22-54640-251 CEMETERY IT SERVICES & EQUIP	0	0	0	0	0
22-54640-340 CEM PURCHASE OF EQUIPMENT	0	0	0	0	0
22-54640-343 CEMETERY FUEL	1,446	2,384	2,200 (184)	108
22-54640-350 CEMETERY MAINT EXP	3,526	7,753	10,500	2,747	74
22-54640-360 CEMETERY UTILITIES EXPENSE	438	951	1,000	49	95
22-54640-361 CEMETERY COMMUNICATION EXPENSE	77	270	800	531	34
22-54640-510 CEMETERY PROPERTY INSURANCE	0	6	593	587	1
22-54640-511 CEMETERY LIABILITY INSURANCE	0	537	813	276	66
22-54640-512 CEMETERY WORKERS COMP INS	0	482	2,005	1,523	24
22-54640-513 CEMETERY UNEMPLOYMENT INSURANC	0	0	0	0	0
22-54640-660 TRANSFER TO TRUST FUND	0	0	0	0	0
TOTAL CEMETERY	35,642	81,386	118,600	37,214	69
<hr/>					
22-55700-640 TRANSFER TO CAPITAL PROJECTS	0	0	0	0	0
TOTAL DEPARTMENT 700	0	0	0	0	0
TOTAL FUND EXPENDITURES	35,642	81,386	118,600	37,214	69
NET REVENUES OVER EXPENDITURES	(18,991)	40,737	0	40,737	100

CITY OF EVANSVILLE
DETAIL REVENUES WITH COMPARISON TO BUDGET
FOR THE 9 MONTHS ENDING SEPTEMBER 30, 2021

DEBT SERVICE FUND

		PERIOD		BUDGET		% OF
		ACTUAL	YTD ACTUA	AMOUNT	VARIANCE	BUDGET
<u>TAXES</u>						
30-41110-580	TAXES	0	573,284	573,284	0	100
TOTAL TAXES		0	573,284	573,284	0	100
<u>SPECIAL ASSESSMENTS</u>						
30-42000-000	SPEC ASSESS/SPEC CHRGS	0	0	13,000	(13,000)	0
30-42100-530	WATER MAINS & LATERALS	0	0	0	0	0
30-42200-530	SANITARY SEWER MAINS & LATERAL	0	0	0	0	0
30-42215-000	STORM SEWER SP ASSESS REV	0	0	0	0	0
30-42220-000	SANITARY & STORM SEWER SA REV	0	0	0	0	0
30-42225-000	CURB/GUTTER SPEC ASSESS REV	0	0	0	0	0
30-42230-000	DRIVEWAY SPEC ASSESS REVENUE	0	0	0	0	0
30-42235-000	SIDEWALK SPEC ASSESS REVENUE	0	0	0	0	0
30-42240-000	WATERMAINS SPEC ASSESS REVENUE	0	0	0	0	0
30-42400-530	STREET RELATED FACILITIES	0	0	0	0	0
30-42802-000	INT ON SPEC ASSESS/SPEC CHRGS	0	0	0	0	0
TOTAL SPECIAL ASSESSMENTS		0	0	13,000	(13,000)	0
<u>MISCELLANEOUS REVENUE</u>						
30-48110-510	INT ON TEMP INVESTMENTS	1	100	0	100	0
30-48130-530	INT SPEC ASSESS & SPEC CHARGES	416	644	800	(156)	81
30-48900-000	MISC REVENUES	0	0	0	0	0
TOTAL MISCELLANEOUS REVENUE		417	744	800	(56)	93
<u>OTHER FINANCING SOURCES</u>						
30-49100-580	PROCEEDS FROM LONG-TERM DEBT	0	0	0	0	0
30-49210-100	TRANSFER FROM GENERAL FUND	0	0	0	0	0
30-49240-580	TRANS FROM CAPITAL PROJ FUNDS	0	0	0	0	0
30-49241-580	TRANSFER FROM TIFS	0	344,251	344,251	0	100
30-49242-580	TRANSFER FROM STORMWATER	0	0	0	0	0
30-49950-210	TRANSFER FROM EMS	0	0	0	0	0
30-49999-990	FUND BALANCE APPLIED	0	0	30,000	(30,000)	0
TOTAL OTHER FINANCING SOURCES		0	344,251	374,251	(30,000)	92
TOTAL FUND REVENUE		417	918,279	961,335	(43,056)	96

CITY OF EVANSVILLE
DETAIL EXPENDITURES WITH COMPARISON TO BUDGET
FOR THE 9 MONTHS ENDING SEPTEMBER 30, 2021

DEBT SERVICE FUND

	PERIOD ACTUAL	YTD ACTUA	BUDGET AMOUNT	VARIANCE	% OF BUDGET
30-57950-210 PROFESSIONAL SERVICES	0	0	0	0	0
TOTAL DEPARTMENT 950	0	0	0	0	0
 <u>DEBT SERVICE</u>					
30-58940-210 PROFESSIONAL SERVICES	0	800	0	(800)	0
30-58940-610 PRINCIPAL PAYMENT	850	814,093	816,543	2,450	100
30-58940-620 INTEREST PAYMENTS	66,178	158,992	144,792	(14,200)	110
30-58940-625 ADDL DEBT P & I ANTICIPATED	0	0	0	0	0
30-58940-630 DEBT ISSUANCE COST	443	443	0	(443)	0
30-58940-650 TRANSFER TO CAPITAL PROJ FUND	0	0	0	0	0
TOTAL DEBT SERVICE	67,470	974,328	961,335	(12,993)	101
TOTAL FUND EXPENDITURES	67,470	974,328	961,335	(12,993)	101
NET REVENUES OVER EXPENDITURES	(67,053)	(56,049)	0	(56,049)	(100)

CITY OF EVANSVILLE
DETAIL REVENUES WITH COMPARISON TO BUDGET
FOR THE 9 MONTHS ENDING SEPTEMBER 30, 2021

CAPITAL PROJECTS FUND

	PERIOD ACTUAL	YTD ACTUA	BUDGET AMOUNT	VARIANCE	% OF BUDGET	
<u>TAXES</u>						
40-41110-570	PROPERTY TAX LEVY	0	228,821	228,821	0	100
	TOTAL TAXES	0	228,821	228,821	0	100
<u>INTERGOVERNMENTAL REVENUE</u>						
40-43420-000	EXPENDITURE RESTRAINT GRANT	47,679	47,679	47,679	0	100
40-43530-570	GRANTS/INCENTIVES/AID	0	7,160	15,000	(7,840)	48
	TOTAL INTERGOVERNMENTAL REVENUE	47,679	54,839	62,679	(7,840)	87
<u>PUBLIC CHARGES FOR SERVICE</u>						
40-46130-570	SIDEWALK SPEC ASSESS REVENUE	0	0	2,000	(2,000)	0
	TOTAL PUBLIC CHARGES FOR SERVICE	0	0	2,000	(2,000)	0
<u>MISCELLANEOUS REVENUE</u>						
40-48110-510	INT ON TEMP INVESTMENTS	132	132	0	132	0
40-48110-570	INTEREST INCOME	12	42	0	42	0
40-48300-570	SALE OF CITY PROPERTY	0	5,000	1,800	3,200	278
40-48501-650	DONATIONS	0	13	0	13	0
	TOTAL MISCELLANEOUS REVENUE	144	5,187	1,800	3,387	288
<u>OTHER FINANCING SOURCES</u>						
40-49100-570	PROCEEDS FROM NOTES ISSUANCE	2,265,000	2,265,000	12,503,900	(10,238,900)	18
40-49950-700	TRANSFER FROM W&L	0	0	66,250	(66,250)	0
40-49999-990	FUND BALANCE APPLIED	0	0	16,000	(16,000)	0
	TOTAL OTHER FINANCING SOURCES	2,265,000	2,265,000	12,586,150	(10,321,150)	18
	TOTAL FUND REVENUE	2,312,823	2,553,847	12,881,450	(10,327,603)	20

CITY OF EVANSVILLE
DETAIL EXPENDITURES WITH COMPARISON TO BUDGET
FOR THE 9 MONTHS ENDING SEPTEMBER 30, 2021

CAPITAL PROJECTS FUND

	PERIOD ACTUAL	YTD ACTUA	BUDGET AMOUNT	VARIANCE	% OF BUDGET
<u>POLICE PROJECTS</u>					
40-52200-821 POLICE BUILDING IMPROVEMENTS	0	11,875	40,000	28,125	30
40-52200-830 POLICE VEHICLE PURCHASE	0	55,371	59,900	4,529	92
40-52200-840 POLICE EQUIPMENT PURCHASE	1,449	81,975	84,900	2,925	97
TOTAL POLICE PROJECTS	1,449	149,221	184,800	35,579	81
<u>DPW PROJECTS</u>					
40-53300-802 DPW LANDSCAPING/SIDEWALK PROG	3,604	24,179	75,000	50,821	32
40-53300-821 DPW BUILDINGS AND GROUNDS	2,721	13,047	375,000	361,953	3
40-53300-840 DPW EQUIPMENT PURCHASE	0	175,640	227,750	52,110	77
40-53300-860 DPW ROAD CONSTRUCTION	425,097	487,239	796,000	308,761	61
TOTAL DPW PROJECTS	431,423	700,105	1,473,750	773,645	48
<u>PARKS PROJECTS</u>					
40-55720-803 PARK IMPROVEMENTS	4,750	4,750	3,700,000	3,695,250	0
40-55720-821 PARK BLDG IMPROVEMENTS	18,460	18,460	15,000	(3,460)	123
TOTAL PARKS PROJECTS	23,210	23,210	3,715,000	3,691,790	1
<u>SWIMMING POOL PROJECTS</u>					
40-55730-803 POOL IMPROVEMENTS	4,859	4,859	7,350,000	7,345,142	0
TOTAL SWIMMING POOL PROJECTS	4,859	4,859	7,350,000	7,345,142	0
<u>CAPITAL PROJECTS</u>					
40-57960-822 ENERGY EFFICIENCY PROJECTS	0	0	27,000	27,000	0
40-57960-824 PROPERTY ACQUISITION/SERVICES	0	0	16,000	16,000	0
40-57960-830 CITY HALL BUILDING	8	1,060	49,900	48,840	2
40-57960-890 COMPREHENSIVE PLAN	0	0	25,000	25,000	0
40-57960-892 OTHER STUDIES, SERVICES, PLANS	0	25,466	40,000	14,534	64
TOTAL CAPITAL PROJECTS	8	26,526	157,900	131,374	17
<u>DEBT ISSUANCE COST</u>					
40-58940-630 DEBT ISSUANCE COST	40,505	40,505	0	(40,505)	0
TOTAL DEPARTMENT 940	40,505	40,505	0	(40,505)	0

CITY OF EVANSVILLE
 DETAIL EXPENDITURES WITH COMPARISON TO BUDGET
 FOR THE 9 MONTHS ENDING SEPTEMBER 30, 2021

CAPITAL PROJECTS FUND

	PERIOD ACTUAL	YTD ACTUA	BUDGET AMOUNT	VARIANCE	% OF BUDGET
TOTAL FUND EXPENDITURES	501,454	944,427	12,881,450	11,937,023	7
NET REVENUES OVER EXPENDITURES	1,811,369	1,609,420	0	1,609,420	100

CITY OF EVANSVILLE
DETAIL REVENUES WITH COMPARISON TO BUDGET
FOR THE 9 MONTHS ENDING SEPTEMBER 30, 2021

WWTP/SANITARY SEWER FUND

		PERIOD		BUDGET		% OF
		ACTUAL	YTD ACTUA	AMOUNT	VARIANCE	BUDGET
<u>SPECIAL ASSESSMENTS</u>						
60-42220-530	LIFT STATION #6 SA REVENUES	0	0	0	0	0
60-42400-530	PRINCIPAL LINCOLN ST SPECIALS	0	0	0	0	0
TOTAL SPECIAL ASSESSMENTS		0	0	0	0	0
<u>PUBLIC CHARGES FOR SERVICE</u>						
60-46408-530	INDUSTRIAL SEWER FEES	7,983	25,035	34,000	(8,965)	74
60-46409-530	OUTSIDE MUNI SEWER FEES	39	96	250	(154)	38
60-46410-530	RESIDENTIAL SEWER FEES	315,621	900,665	1,280,127	(379,462)	70
60-46411-530	COMMERCIAL SEWER FEES	53,432	155,866	259,515	(103,649)	60
60-46412-530	MISC OPERATING REVENUE	1,779	2,736	4,000	(1,264)	68
60-46413-530	SEWER NEW CONNECT HOOK UP FEE	0	36,000	30,000	6,000	120
60-46414-530	CAPITAL CONTRIBUTIONS-SEWER	0	0	0	0	0
TOTAL PUBLIC CHARGES FOR SERVICE		378,854	1,120,398	1,607,892	(487,494)	70
<u>MISCELLANEOUS REVENUE</u>						
60-47341-530	PUBLIC AUTHORITIES SEWER FEES	6,679	24,261	35,500	(11,239)	68
60-47412-530	WIND TURBINE	3,300	18,321	19,800	(1,479)	93
60-47413-530	MISC REVENUE	0	0	0	0	0
TOTAL MISCELLANEOUS REVENUE		9,979	42,581	55,300	(12,719)	77
<u>INTEREST INCOME</u>						
60-48110-510	INT ON TEMP INVESTMENTS	292	1,101	12,000	(10,899)	9
60-48110-530	INTEREST ON BORROWINGS	238	815	15,000	(14,185)	5
60-48130-530	SPECIAL ASSESSMENT INT INCOME	0	0	0	0	0
60-48300-530	SALE OF WWTP EQUIPMENT	0	0	0	0	0
60-48500-512	INSUR DIVIDEND/AUDIT ADJ-WWTP	0	1,274	0	1,274	0
60-48501-512	INSUR DIVIDEND/AUDIT ADJ-SEWER	0	192	0	192	0
60-48850-530	GAIN ON SALE OF PROPERTY	0	0	0	0	0
60-48900-530	MISC REVENUE	0	0	0	0	0
TOTAL INTEREST INCOME		530	3,382	27,000	(23,618)	13

CITY OF EVANSVILLE
DETAIL REVENUES WITH COMPARISON TO BUDGET
FOR THE 9 MONTHS ENDING SEPTEMBER 30, 2021

WWTP/SANITARY SEWER FUND

	PERIOD		BUDGET		% OF
	ACTUAL	YTD ACTUA	AMOUNT	VARIANCE	BUDGET
<u>OTHER FINANCING SOURCES</u>					
60-49000-000	GRANT REVENUE	0	0	0	0
60-49100-530	PROCEEDS FROM LONG TERM DEBT	0	0	1,086,000	(1,086,000)
60-49100-531	CONTRA PROCEEDS LONG TERM DEBT	0	0	0	0
60-49200-100	DNR REPLACEMENT FUND DEPOSITS	0	0	43,170	(43,170)
60-49990-000	DNR REPLACEMENT FUNDS APPLIED	0	0	0	0
60-49991-000	RETAINED EARNINGS APPLIED	0	0	0	0
TOTAL OTHER FINANCING SOURCES		0	0	1,129,170	(1,129,170)
TOTAL FUND REVENUE		389,362	1,166,362	2,819,362	(1,653,000)

CITY OF EVANSVILLE
 DETAIL EXPENDITURES WITH COMPARISON TO BUDGET
 FOR THE 9 MONTHS ENDING SEPTEMBER 30, 2021

WWTP/SANITARY SEWER FUND

		PERIOD			BUDGET			% OF
		ACTUAL	YTD ACTUA	AMOUNT	VARIANCE			BUDGET
<u>DNR REPLACEMENT FUND DEPOSITS</u>								
60-52540-010	DNR REPLACEMENT FUND DEPOSITS	0	0	43,170	43,170			0
	TOTAL DNR REPLACEMENT FUND DEPOSIT	0	0	43,170	43,170			0

CITY OF EVANSVILLE
DETAIL EXPENDITURES WITH COMPARISON TO BUDGET
FOR THE 9 MONTHS ENDING SEPTEMBER 30, 2021

WWTP/SANITARY SEWER FUND

		PERIOD		BUDGET		% OF
		ACTUAL	YTD ACTUA	AMOUNT	VARIANCE	BUDGET
<u>WASTEWATER TREATMENT PLANT</u>						
60-53500-003	CONTRA SEWER EXPENSE	0	0	0	0	0
60-53500-110	WWTP SALARY	38,354	95,749	173,350	77,601	55
60-53500-131	WWTP CLOTHING ALLOWANCE	0	0	1,000	1,000	0
60-53500-132	WWTP DENTAL INS	904	1,685	3,968	2,283	42
60-53500-133	WWTP HEALTH INS	11,155	26,201	47,645	21,444	55
60-53500-134	WWTP INCOME CONT	0	0	398	398	0
60-53500-136	WWTP LIFE INS	63	123	263	140	47
60-53500-138	WWTP RETIREMENT	2,561	6,391	11,543	5,152	55
60-53500-150	WWTP FICA	2,842	7,137	13,261	6,124	54
60-53500-160	COMPENSATED ABSENCES EXPENSE	0	0	0	0	0
60-53500-180	RECOGNITION PROGRAM	62	245	250	5	98
60-53500-210	WWTP PROFESSIONAL SERVICES	1,485	12,613	8,000	(4,613)	158
60-53500-211	WWTP PROF SERVICES - CIP	0	0	0	0	0
60-53500-214	WWTP LABORATORY SERVICES	1,619	5,239	5,000	(239)	105
60-53500-215	SLUDGE HAULING	6,765	14,045	17,000	2,955	83
60-53500-251	WWTP IT MAINT & REPAIR	1,094	2,203	2,000	(203)	110
60-53500-252	WWTP IT EQUIP	0	350	500	150	70
60-53500-295	WWTP ACCOUNTING & COLLECTIONS	0	3	16,500	16,497	0
60-53500-310	WWTP GEN OFFICE SUPPLIES & EXP	108	618	1,000	382	62
60-53500-330	WWTP PROFESSIONAL DEVL	250	2,545	6,000	3,455	42
60-53500-340	WWTP GENERAL PLANT SUPPLIES	386	11,084	12,000	916	92
60-53500-343	WWTP FUEL	278	749	2,000	1,251	37
60-53500-350	SAN SEWER MAINT & REPAIRS	0	0	0	0	0
60-53500-355	WWTP PLANT MAINT & REPAIR	13,784	18,784	22,000	3,216	85
60-53500-361	WWTP COMMUNICATIONS	886	2,392	3,000	608	80
60-53500-362	WWTP ELECTRIC/WATER EXP	13,380	37,551	55,000	17,449	68
60-53500-363	WWTP NATURAL GAS EXP	107	2,775	4,500	1,725	62
60-53500-390	WWTP MISCELLANEOUS EXP	0	415	4,000	3,585	10
60-53500-391	WWTP READING & COLLECTION EXP	0	0	16,500	16,500	0
60-53500-392	WWTP PUBLIC REALATIONS AND ADV	0	0	500	500	0
60-53500-510	WWTP PROPERTY INSURANCE	0	747	7,400	6,653	10
60-53500-511	WWTP LIABILITY INSURANCE	0	1,487	4,172	2,685	36
60-53500-512	WORKERS COMPENSATION INSURANCE	0	869	3,615	2,746	24
60-53500-530	DEBT PRINCIPAL PAYMENT	0	553,348	556,531	3,183	99
60-53500-531	CONTRA DEBT PRINCIPAL	0	0	0	0	0
60-53500-540	DEPRECIATION-EXPENSE	0	0	0	0	0
60-53500-541	DEPRECIATION-METERS	0	0	20,000	20,000	0
60-53500-542	WWTP METER PILOT	0	0	6,400	6,400	0
60-53500-543	WWTP RETURN ON METERS	0	0	14,500	14,500	0
60-53500-620	WWTP INT ON LONG TERM DEBT	7,960	83,612	144,254	60,642	58
60-53500-630	AMORTIZATION OF BOND DISCOUNT	0	0	0	0	0
60-53500-740	BAD DEBT EXPENSE	0	0	0	0	0
60-53500-741	CLEAN WATER REBATE PROGRAM	0	0	40,000	40,000	0
60-53500-820	WWTP UPGRADES	0	0	0	0	0
60-53500-821	WWTP WIND TURBINE MONITORING	0	2,400	0	(2,400)	0
60-53500-822	WWTP WIND TURBINE RECONCILIATI	0	0	0	0	0
60-53500-830	WWTP FINE SCREEN	0	0	0	0	0
60-53500-840	EQUIPMENT PURCHASES	0	0	33,000	33,000	0
60-53500-850	SANITARY SEWER CONSTRUCTION	0	0	0	0	0
60-53500-860	WWTP BILLING EQUIP	0	0	0	0	0
60-53500-865	ROAD REMEDIATION	0	0	0	0	0

CITY OF EVANSVILLE
DETAIL EXPENDITURES WITH COMPARISON TO BUDGET
FOR THE 9 MONTHS ENDING SEPTEMBER 30, 2021

WWTP/SANITARY SEWER FUND

	PERIOD ACTUAL	YTD ACTUA	BUDGET AMOUNT	VARIANCE	% OF BUDGET
TOTAL WASTEWATER TREATMENT PLANT	104,042	891,361	1,257,052	365,690	71
<u>SANITARY SEWER</u>					
60-53510-110 SANITARY SEWER SALARY	12,749	36,353	53,769	17,417	68
60-53510-132 SAN SEWER DENTAL INS	437	871	883	12	99
60-53510-133 SANITARY SEWER HEALTH INS	3,693	9,058	14,850	5,791	61
60-53510-134 SANITARY SEWER INCOME CONT	0	0	212	212	0
60-53510-136 SANITARY SEWER LIFE INS	19	53	141	89	37
60-53510-138 SANITARY SEWER RETIREMENT	813	2,172	3,495	1,323	62
60-53510-150 SANITARY SEWER FICA	954	2,639	4,113	1,475	64
60-53510-210 SANITARY PROFESSIONAL SERVICES	0	3,546	15,000	11,454	24
60-53510-211 SANITARY PROF SERVICES - CIP	0	5,728	5,000	(728)	115
60-53510-310 SAN SEWER OFFICE SUPPLIES -EXP	0	0	10	10	0
60-53510-330 SANITARY PROFESSIONAL DEVL	0	0	0	0	0
60-53510-350 SAN SEWER MAINT & REPAIRS	61,542	61,946	100,000	38,054	62
60-53510-512 SAN SEWER WORK COMP INS	0	164	682	518	24
60-53510-540 DEPRECIATION-COLLECTING SEWERS	0	0	0	0	0
60-53510-840 SANITARY SEWER EQUIPMENT	0	411,882	425,000	13,118	97
60-53510-850 STREET RECONSTRUCTION	290,909	326,575	536,000	209,425	61
60-53510-860 LINCOLN STREET SEWER PROJECT	0	0	0	0	0
60-53510-890 HWY 14/E.MAIN/UNION ST PROJECT	0	0	0	0	0
60-53510-891 SEWER MAPPING	341	575	1,000	425	57
60-53510-900 GARFIELD STREET PROJECT	0	0	0	0	0
60-53510-901 BUILDING STORAGE AND GROUNDS	907	4,349	125,000	120,651	3
60-53510-910 4TH STREET PROJECT	0	0	0	0	0
TOTAL SANITARY SEWER	372,363	865,910	1,285,155	419,245	67
<u>LIFT STATION</u>					
60-53520-340 WWTP LIFT STATION OPER EXP	0	0	0	0	0
60-53520-355 LIFT STATION MAINT & REPAIRS	18,501	24,409	30,000	5,591	81
60-53520-360 LIFT STATION UTILITIES	3,444	11,398	20,500	9,102	56
60-53520-540 DEPRECIATION-LIFT STATIONS	0	0	0	0	0
60-53520-810 LIFT STATION - SCADA UPGRADE	0	0	0	0	0
60-53520-850 LIFT STATION CIP	0	0	35,000	35,000	0
TOTAL LIFT STATION	21,945	35,807	85,500	49,693	42

CITY OF EVANSVILLE
DETAIL EXPENDITURES WITH COMPARISON TO BUDGET
FOR THE 9 MONTHS ENDING SEPTEMBER 30, 2021

WWTP/SANITARY SEWER FUND

	PERIOD ACTUAL	YTD ACTUA	BUDGET AMOUNT	VARIANCE	% OF BUDGET
<u>WWTP EQUIPMENT</u>					
60-53530-300	WWTP COMPUTERS	0	0	0	0
60-53530-310	WWTP REPAIRS	0	0	0	0
60-53530-350	EQUIP MAINT & REPAIRS	0	0	0	0
60-53530-540	DEPRECIATION-EQUIPMENT	0	0	0	0
60-53530-810	PUMPING/JETTER TRUCK	0	0	0	0
60-53530-820	WWTP VEHICLES	0	0	0	0
	TOTAL WWTP EQUIPMENT	<u>0</u>	<u>0</u>	<u>0</u>	<u>0</u>
<u>DEPARTMENT 540</u>					
60-53540-355	WIND TURBINE MAINT & REPAIR	0	2,646	(240)	110
	TOTAL DEPARTMENT 540	<u>0</u>	<u>2,646</u>	<u>(240)</u>	<u>110</u>
<u>DEPARTMENT 940</u>					
60-58940-630	DEBT ISSUANCE COST	48,761	48,761	0 (48,761)	0
	TOTAL DEPARTMENT 940	<u>48,761</u>	<u>48,761</u>	<u>0 (48,761)</u>	<u>0</u>
<u>DEPARTMENT 998</u>					
60-99998-000	OPEB CLEARING ACCOUNT- SEWER	0	0	0	0
	TOTAL DEPARTMENT 998	<u>0</u>	<u>0</u>	<u>0</u>	<u>0</u>
<u>DEPARTMENT 999</u>					
60-99999-000	OPEB CLEARING ACCOUNT-SEWER	0	0	0	0
	TOTAL DEPARTMENT 999	<u>0</u>	<u>0</u>	<u>0</u>	<u>0</u>
	TOTAL FUND EXPENDITURES	<u>547,111</u>	<u>1,844,485</u>	<u>2,673,277</u>	<u>828,792</u>
	NET REVENUES OVER EXPENDITURES	<u>(157,749)</u>	<u>(678,124)</u>	<u>146,085</u>	<u>(82)</u>

CITY OF EVANSVILLE
DETAIL REVENUES WITH COMPARISON TO BUDGET
FOR THE 9 MONTHS ENDING SEPTEMBER 30, 2021

STORMWATER UTILITY

		PERIOD		BUDGET		% OF
		ACTUAL	YTD ACTUA	AMOUNT	VARIANCE	BUDGET
<u>TAXES</u>						
61-41110-610	TAXES	0	0	0	0	0
TOTAL TAXES		0	0	0	0	0
<u>PUBLIC CHARGES FOR SERVICE</u>						
61-46409-610	RESIDENTIAL STORMWATER FEES	28,839	86,099	113,000	(26,901)	76
61-46411-610	NON-RESIDENTIAL STRMWATER FEES	32,543	97,040	129,030	(31,990)	75
61-46412-610	MISC OPERATING REVENUE	199	314	1,000	(686)	31
TOTAL PUBLIC CHARGES FOR SERVICE		61,581	183,453	243,030	(59,577)	75
<u>MISCELLANEOUS STORMWATER REV</u>						
61-48000-610	OTHER FINANCING SOURCE	0	0	150,000	(150,000)	0
61-48110-510	INT ON TEMP INVESTMENTS	87	232	7,000	(6,768)	3
61-48110-610	INTEREST INCOME	0	0	0	0	0
61-48130-530	STWT ASSESSMENT REVENUE	0	0	5,000	(5,000)	0
61-48300-610	SALE OF CITY PROPERTY	0	0	0	0	0
61-48580-512	INSUR DIVIDEND/AUDIT ADJ-STORM	0	325	0	325	0
TOTAL MISCELLANEOUS STORMWATER RE		87	557	162,000	(161,443)	0
<u>OTHER FINANCING SOURCES</u>						
61-49100-610	PROCEEDS FROM LONG TERM DEBT	155,000	155,000	787,000	(632,000)	20
61-49200-570	TRANSFER FROM OTHER FUNDS	0	0	0	0	0
61-49999-990	FUND BALANCE APPLIED	0	0	186,311	(186,311)	0
TOTAL OTHER FINANCING SOURCES		155,000	155,000	973,311	(818,311)	16
TOTAL FUND REVENUE		216,668	339,010	1,378,341	(1,039,331)	25

CITY OF EVANSVILLE
DETAIL EXPENDITURES WITH COMPARISON TO BUDGET
FOR THE 9 MONTHS ENDING SEPTEMBER 30, 2021

STORMWATER UTILITY

	PERIOD		BUDGET		% OF	
	ACTUAL	YTD ACTUA	AMOUNT	VARIANCE	BUDGET	
<u>STORMWATER</u>						
61-53580-110	STORMWATER SALARY	8,970	24,250	47,956	23,706	51
61-53580-131	STORMWATER CLOTHING ALLOWANCE	0	0	0	0	0
61-53580-132	STORMWATER DENTAL INS	154	377	844	467	45
61-53580-133	STORMWATER HEALTH INS	1,813	4,794	10,868	6,073	44
61-53580-134	STORMWATER INCOME CONT	0	0	206	206	0
61-53580-136	STORMWATER LIFE INS	30	70	125	55	56
61-53580-138	STORMWATER RETIREMENT	605	1,622	3,237	1,615	50
61-53580-150	STORMWATER FICA	672	1,814	3,669	1,854	49
61-53580-180	RECOGNITION PROGRAM	250	250	500	250	50
61-53580-200	MAINTENANCE AND REPAIRS	0	0	4,000	4,000	0
61-53580-210	PROFESSIONAL SERVICES	0	0	4,000	4,000	0
61-53580-211	STWT PROFESSIONAL SERVICES - C	0	3,819	0	(3,819)	0
61-53580-251	STWT IT MAINT & REPAIR	490	980	0	(980)	0
61-53580-300	STWT EXPENSES	0	0	500	500	0
61-53580-301	WATERWAY MAINTENANCE	102,212	122,096	522,000	399,904	23
61-53580-302	STREET SWEEPING	1,767	2,065	3,000	935	69
61-53580-330	STWT PROFESSIONAL DEVL	0	210	500	290	42
61-53580-340	STORMWATER SUPPLIES & EQUIP	54	188	2,200	2,012	9
61-53580-350	STORMWATER EQUIP MAINT & REPAI	0	0	2,000	2,000	0
61-53580-390	STORMWATER MISC	0	0	250	250	0
61-53580-392	STWT PUBLIC RELATIONS & ADVOCA	0	0	500	500	0
61-53580-510	STORMWATER PROPERTY INSURANCE	0	11	143	132	8
61-53580-511	STORMWATER LIABILITY INSURANCE	0	1,270	2,220	950	57
61-53580-512	STORMWATER WORKERS COMP INS	0	192	797	605	24
61-53580-530	PRINCIPAL DEBT PAYMENT	0	105,500	105,500	0	100
61-53580-540	DEPRECIATION-EXPENSE	0	0	0	0	0
61-53580-620	INTEREST ON LONG-TERM DEBT	650	11,743	20,626	8,884	57
61-53580-840	STORMWATER EQUIPMENT PURCHASE	0	0	5,700	5,700	0
61-53580-850	STWT ROAD CONSTRUCTION	277,819	311,787	512,000	200,213	61
61-53580-851	SOUTH GATE POND RELOCATE	0	0	0	0	0
61-53580-891	STWT MAPPING	0	0	0	0	0
61-53580-900	GARFIELD STREET PROJECT	0	0	0	0	0
61-53580-901	BUILDING STORAGE AND GROUNDS	907	3,841	125,000	121,159	3
	TOTAL STORMWATER	396,392	596,878	1,378,341	781,462	43
<hr/>						
61-58940-630	DEBT ISSUANCE COST	44,783	44,783	0	(44,783)	0
61-58940-700	TRANSFER TO WATER & LIGHT	0	508	0	(508)	0
61-58940-710	TRANSFER TO DEBT SERVICE	0	0	0	0	0
	TOTAL DEPARTMENT 940	44,783	45,291	0	(45,291)	0
	TOTAL FUND EXPENDITURES	441,174	642,169	1,378,341	736,172	47
	NET REVENUES OVER EXPENDITURES	(224,507)	(303,158)	1	(303,159)	(100)

CITY OF EVANSVILLE
DETAIL REVENUES WITH COMPARISON TO BUDGET
FOR THE 9 MONTHS ENDING SEPTEMBER 30, 2021

WATER UTILITY

	PERIOD ACTUAL	YTD ACTUAL	BUDGET AMOUNT	VARIANCE	% OF BUDGET
<u>WATER UTILITY</u>					
62-42400-002 OPERATING & OTHER REVENUE	.00	.00	847,000.00	(847,000.00)	.00
62-42419-002 INTEREST INCOME	24.97	93.34	250.00	(156.66)	37.34
62-42421-002 CAPITAL CONTRIBUTIONS - WATER	.00	39,000.00	.00	39,000.00	.00
62-42425-002 AMORTIZATION OF REG LIABILITY	.00	.00	6,500.00	(6,500.00)	.00
62-42452-002 OVERHEAD - WATER	8.80	19.11	.00	19.11	.00
62-42457-002 INSUR DIVIDEND/AUDIT ADJ-WATER	.00	2,037.08	500.00	1,537.08	407.42
62-42461-012 RESIDENTIAL WATER SALES	175,192.87	503,834.84	626,741.94	(122,907.10)	80.39
62-42461-022 COMMERCIAL WATER SALES	23,306.52	64,578.03	87,419.73	(22,841.70)	73.87
62-42461-032 INDUSTRIAL WATER SALES	3,503.55	10,387.41	15,406.43	(5,019.02)	67.42
62-42461-042 SUBURBAN WATER SALES	2,042.13	5,899.22	8,654.40	(2,755.18)	68.16
62-42461-062 MULTI-FAMILY RESIDENT WTR SALE	3,482.96	10,004.12	14,474.98	(4,470.86)	69.11
62-42462-002 PRIVATE FIRE PROTECTION	2,510.70	7,532.10	11,467.66	(3,935.56)	65.68
62-42463-002 HYDRANT RENTAL	.00	175,000.00	175,000.00	.00	100.00
62-42463-012 PUBLIC FIRE PROTECTION RENTAL	32,999.98	98,784.15	126,000.00	(27,215.85)	78.40
62-42464-002 PUBLIC AUTHORITY SALES	5,705.74	16,911.52	29,608.98	(12,697.46)	57.12
62-42470-002 PENALTIES	1,131.80	1,752.78	5,547.31	(3,794.53)	31.60
62-42470-003 PENALTIES	.00	.00	832.17	(832.17)	.00
62-42471-002 MISC. SERVICE REVENUES	.00	1,734.08	6,500.00	(4,765.92)	26.68
62-42472-002 RENTS FROM WATER PROPERTY	5,491.65	16,114.39	19,800.00	(3,685.61)	81.39
62-42474-002 OTHER WATER REVENUES	.00	1,017.60	16,000.00	(14,982.40)	6.36
TOTAL WATER UTILITY	255,401.67	954,699.77	1,997,703.60	(1,043,003.83)	47.79
TOTAL ELECTRIC REVENUE	255,401.67	954,699.77	1,997,703.60	(1,043,003.83)	47.79

CITY OF EVANSVILLE
DETAIL EXPENDITURES WITH COMPARISON TO BUDGET
FOR THE 9 MONTHS ENDING SEPTEMBER 30, 2021

WATER UTILITY

	PERIOD ACTUAL	YTD ACTUAL	BUDGET AMOUNT	VARIANCE	% OF BUDGET
<u>TAXES - WATER</u>					
62-52408-001 TAXES	6,534.17	25,645.18	8,000.00	(17,645.18)	320.56
62-52408-002 FICA TAX EXPENSE	.00	.00	19,156.80	19,156.80	.00
62-52408-022 PROPERTY TAX EQUIVALENT-WATER	.00	.00	194,000.00	194,000.00	.00
TOTAL TAXES - WATER	6,534.17	25,645.18	221,156.80	195,511.62	11.60
<u>AMORTIZATION & INT - WATER</u>					
62-52427-000 DEBT PAYMENTS	.00	334,032.00	334,032.00	.00	100.00
62-52427-002 INTEREST EXPENSE	351.21	32,933.14	73,375.00	40,441.86	44.88
62-52428-003 DEBT ISSUANCE EXPENSE	30,541.00	30,541.00	.00	(30,541.00)	.00
TOTAL AMORTIZATION & INT - WATER	30,892.21	397,506.14	407,407.00	9,900.86	97.57
<u>WATER PLANT MAINTENANCE</u>					
62-52605-002 MAINT WATER SOURCE PLANT	(29,688.62)	28,873.99	.00	(28,873.99)	.00
TOTAL WATER PLANT MAINTENANCE	(29,688.62)	28,873.99	.00	(28,873.99)	.00
<u>POWER FOR PUMPING</u>					
62-52620-110 OPER PUMPING SALARY	686.99	2,730.22	4,552.68	1,822.46	59.97
62-52622-002 OPER POWER PURCHASED FOR PUMPI	10,446.75	27,593.57	45,000.00	17,406.43	61.32
62-52623-002 OPER PUMP SUPPLIES & EXPENSES	.00	.00	750.00	750.00	.00
62-52625-002 MAINT PUMP BUILDINGS & EQUIPME	1,200.73	3,048.70	2,000.00	(1,048.70)	152.44
62-52625-110 MAINT PUMP BLDG & EQPMT SALARY	3,652.89	10,957.35	26,222.41	15,265.06	41.79
TOTAL POWER FOR PUMPING	15,987.36	44,329.84	78,525.09	34,195.25	56.45
<u>WATER TREATMENT</u>					
62-52630-110 OPER WATER TREATMENT SALARY	8,824.59	23,776.09	40,431.92	16,655.83	58.81
62-52631-002 OPER WATER TREATMENT CHEMICALS	9,490.07	18,886.88	20,000.00	1,113.12	94.43
62-52632-002 OPER WATER TREATMENT SUPPLIES	.00	.00	100.00	100.00	.00
62-52635-002 MAINT TREATMENT EQUIPMENT	.00	.00	1,500.00	1,500.00	.00
62-52635-110 MAINT TREATMENT EQPMNT SALARY	56.61	1,503.95	1,108.27	(395.68)	135.70
TOTAL WATER TREATMENT	18,371.27	44,166.92	63,140.19	18,973.27	69.95
<u>WATER OPERATIONS</u>					
62-52640-110 OPER SUPERVISION SALARY	.00	70.85	9,453.63	9,382.78	.75
62-52641-002 WATER INVESTIGATIONS	.00	163.40	3,000.00	2,836.60	5.45
TOTAL WATER OPERATIONS	.00	234.25	12,453.63	12,219.38	1.88

CITY OF EVANSVILLE
DETAIL EXPENDITURES WITH COMPARISON TO BUDGET
FOR THE 9 MONTHS ENDING SEPTEMBER 30, 2021

WATER UTILITY

	PERIOD ACTUAL	YTD ACTUAL	BUDGET AMOUNT	VARIANCE	% OF BUDGET
<u>WATER MAINTENANCE</u>					
62-52650-002 MAINT STANDPIPE & RESERVOIRS	.00	10,000.00	15,500.00	5,500.00	64.52
62-52651-002 MAINT MAINS	427,061.58	430,489.64	722,000.00	291,510.36	59.62
62-52651-110 MAINT MAINS SALARY	4,367.89	12,204.99	13,283.29	1,078.30	91.88
62-52652-002 MAINT SERVICES	2,429.07	8,285.72	15,000.00	6,714.28	55.24
62-52652-110 MAINT SERVICES SALARY	5,945.85	17,200.70	32,600.95	15,400.25	52.76
62-52653-002 MAINT METERS	972.83	1,826.91	5,000.00	3,173.09	36.54
62-52653-110 MAINT METERS SALARY	1,110.52	4,993.19	5,177.24	184.05	96.45
62-52654-002 MAINT HYDRANTS	.00	1,225.76	10,000.00	8,774.24	12.26
62-52654-110 MAINT HYDRANTS SALARY	965.61	2,981.92	4,228.44	1,246.52	70.52
62-52655-002 MAINT MAINTENANCE OF OTHER PLA	1,943.69	7,159.21	128,350.00	121,190.79	5.58
TOTAL WATER MAINTENANCE	444,797.04	496,368.04	951,139.92	454,771.88	52.19
<u>WATER CUSTOMER ACCOUNTS</u>					
62-52901-110 OPER METER READING SALARY	393.03	1,038.54	6,249.63	5,211.09	16.62
62-52902-002 OPER ACCOUNTING & COLLECTING	4,726.82	30,682.86	16,000.00	(14,682.86)	191.77
62-52902-110 OPER ACCOUNT & COLLECT SALARY	11,307.50	27,047.70	37,832.86	10,785.16	71.49
62-52903-002 OPER READING & COLLECTING EXPE	2,006.37	5,766.21	6,000.00	233.79	96.10
62-52904-002 OPER UNCOLLECTABLE ACCOUNTS	.00	3.12	300.00	296.88	1.04
TOTAL WATER CUSTOMER ACCOUNTS	18,433.72	64,538.43	66,382.49	1,844.06	97.22
<u>WATER ADMIN & GENERAL</u>					
62-52920-110 OPER ADMINISTRATIVE SALARY	10,085.41	23,108.62	31,536.64	8,428.02	73.28
62-52921-002 OPER OFFICE SUPPLIES & EXPENSE	1,040.29	3,787.78	3,000.00	(787.78)	126.26
62-52923-002 OPER OUTSIDE SERVICES EMPLOYED	.00	.00	2,500.00	2,500.00	.00
62-52924-002 OPER PROPERTY INSURANCE	.00	169.90	4,724.51	4,554.61	3.60
62-52925-002 OPER INJURIES & DAMAGE	.00	3,459.18	10,223.60	6,764.42	33.84
62-52926-001 OPER PENSIONS & BENEFITS	29,193.64	102,256.35	.00	(102,256.35)	.00
62-52926-002 OPER PENSIONS & BENEFITS	.00	110.00	94,537.52	94,427.52	.12
62-52928-002 OPER REGULATORY COMMISSION EXP	.00	1,806.89	125.00	(1,681.89)	1,445.51
62-52928-392 WTR PUBLIC RELATIONS & ADVOCAC	.00	560.00	1,000.00	440.00	56.00
TOTAL WATER CUSTOMER ACCOUNTS	40,319.34	135,258.72	147,647.27	12,388.55	91.61

CITY OF EVANSVILLE
DETAIL EXPENDITURES WITH COMPARISON TO BUDGET
FOR THE 9 MONTHS ENDING SEPTEMBER 30, 2021

WATER UTILITY

	PERIOD ACTUAL	YTD ACTUAL	BUDGET AMOUNT	VARIANCE	% OF BUDGET
<u>MISC WATER OPER EXPENSES</u>					
62-52930-002	OPER MISC GENERAL EXPENSE	1,507.66	8,187.75	6,000.00 (2,187.75)	136.46
62-52930-022	RECOGNITION PROGRAM	.00	.00	500.00 500.00	.00
62-52930-110	OPER MISC GENERAL SALARY	9,574.12	32,288.55	33,068.05 779.50	97.64
62-52930-130	WATER SAFETY & PPE	64.99	2,334.75	4,000.00 1,665.25	58.37
62-52930-251	IT SERVICE & EQUIP	1,174.12	3,099.75	6,500.00 3,400.25	47.69
62-52930-330	PROFESSIONAL DEVELOPMENT	289.95	4,958.65	10,000.00 5,041.35	49.59
62-52930-360	BUILDING EXPENSES - RENT	1,750.00	7,000.00	10,500.00 3,500.00	66.67
62-52933-002	OPER TRANSPORTATIONS EXPENSE	590.51	635.51	.00 (635.51)	.00
62-52933-003	CONTRA OPER EQUIPMENT EXPENSE	.00	(.32)	.00 .32	.00
62-52935-002	MAINT MAINTENANCE OF GENERAL P	579.47	2,674.69	4,000.00 1,325.31	66.87
62-52935-110	MAINTENANCE OF GEN PLNT SALARY	284.00	2,899.55	4,669.62 1,770.07	62.09
	TOTAL MISC WATER OPER EXPENSES	15,814.82	64,078.88	79,237.67 15,158.79	80.87
	TOTAL WATER EXPENDITURES	561,461.31	1,301,000.39	2,027,090.06 726,089.67	64.18
	NET REVENUES OVER EXPENDITURES	(306,059.64)	(346,300.62)	(29,386.46) (316,914.16)	(109.27)

CITY OF EVANSVILLE
DETAIL REVENUES WITH COMPARISON TO BUDGET
FOR THE 9 MONTHS ENDING SEPTEMBER 30, 2021

FUND 63

	PERIOD		BUDGET		% OF
	ACTUAL	YTD ACTUA	AMOUNT	VARIANCE	BUDGET
63-41400-001	OPERATING & OTHER REVENUES	487	520	2,647 (2,127)	20
63-41415-001	JOBGING SALES	0	0	0 0	0
63-41419-001	INTEREST & DIVIDENDS	6,651	11,133	12,958 (1,826)	86
63-41421-001	CAPITAL CONTRIBUTIONS - ELECTR	0	0	0 0	0
63-41425-001	AMORTIZATION OF REG LIABILITY	0	0	21,872 (21,872)	0
63-41426-001	OTHER INCOME DEDUCTIONS	0	0	0 0	0
63-41434-001	SALE OF PROPERTY	0	0	14,782 (14,782)	0
63-41440-011	URBAN RESIDENTIAL RG1	811,715	1,675,914	2,323,572 (647,658)	72
63-41440-101	YARD LIGHTS URBAN RESIDENTIAL	139	371	863 (492)	43
63-41441-011	RURAL RESIDENTIAL RG1	419,978	915,856	1,265,711 (349,855)	72
63-41441-021	RURAL COMMERCIAL S-PH GS1	97,971	221,503	318,575 (97,073)	70
63-41441-031	RURAL COMMERCIAL 3-PH GS2	6,879	16,425	14,751 1,674	111
63-41441-041	RURAL SMALL POWER CP1	61,053	128,832	175,132 (46,300)	74
63-41441-051	RURAL LARGE POWER CP2	8,132	23,203	53,808 (30,605)	43
63-41441-101	YARD LIGHTS RURAL	4,846	12,849	20,157 (7,308)	64
63-41442-011	URBAN COMMERCIAL S-PH GS1	209,759	462,779	799,666 (336,887)	58
63-41442-021	MUNICIPAL COMMERCIAL S-PH GS2	3,140	7,083	40,326 (33,243)	18
63-41442-031	URBAN COMMERCIAL 3-PH GS2	3,149	8,460	16,381 (7,921)	52
63-41442-041	MUNICIPAL COMMERCIAL 3-PH GS2	13,042	31,917	27,999 3,918	114
63-41442-051	MUNICIPAL ATHLETIC FIELD MS2	1,127	3,608	3,943 (335)	92
63-41442-062	MUNICIPAL GREEN POWER	(1,977)	(5,268)	(43) (5,225) (12,178)	
63-41442-101	YARD LIGHTS URBAN COMMERCIAL	1,294	3,630	5,983 (2,354)	61
63-41443-011	URBAN LARGE POWER CP2	399,764	1,001,941	1,482,308 (480,366)	68
63-41443-021	MUNICIPAL LARGE POWER CP2	630	1,666	2,423 (757)	69
63-41443-031	INDUSTRIAL CP3	262,799	531,026	823,741 (292,716)	64
63-41443-041	URBAN SMALL POWER CP1	70,921	173,852	259,160 (85,308)	67
63-41443-051	MUNICIPAL SMALL POWER CP1	15,409	16,345	15,968 376	102
63-41443-101	YARD LIGHTS LARGE POWER	967	2,580	3,986 (1,406)	65
63-41444-001	MUNICIPAL STREET LIGHTING MS1	16,180	43,224	64,641 (21,417)	67
63-41448-001	INTERDEPARTMENTAL SALES	11,620	30,413	46,006 (15,593)	66
63-41450-001	PENALTIES	0	0	28,546 (28,546)	0
63-41451-001	MISCELLANEOUS SERVICE REVENUES	475	1,444	11,011 (9,566)	13
63-41454-001	RENT ELECTRIC PROPERTY	0	0	6,888 (6,888)	0
63-41456-001	OTHER ELECTRIC REVENUE	600	5,897	54,770 (48,873)	11
63-41457-001	INSUR DIVIDEND/AUDIT ADJ-ELECT	0	464	1,989 (1,525)	23
63-41910-001	OVERHEAD - ELECTRIC	1,871	3,163	10,782 (7,619)	29
63-41910-580	PROCEEDS FROM LONG-TERM DEBT	0	0	1,147,000 (1,147,000)	0
63-41910-581	CONTRA PROCEEDS FROM LONG-TERM	0	0	0 0	0
TOTAL SOURCE 41		2,428,621	5,330,828	9,078,301 (3,747,473)	59
TOTAL FUND REVENUE		2,428,621	5,330,828	9,078,301 (3,747,473)	59

CITY OF EVANSVILLE
DETAIL EXPENDITURES WITH COMPARISON TO BUDGET
FOR THE 9 MONTHS ENDING SEPTEMBER 30, 2021

FUND 63

	PERIOD ACTUAL	YTD ACTUA	BUDGET AMOUNT	VARIANCE	% OF BUDGET
63-50926-138 RETIREMENT	12,559	24,995	0	(24,995)	0
TOTAL DEPARTMENT 926	12,559	24,995	0	(24,995)	0
<hr/>					
63-51241-150 FICA TAX EXPENSE	14,119	28,268	60,045	31,778	47
TOTAL DEPARTMENT 241	14,119	28,268	60,045	31,778	47
<hr/>					
DEPARTMENT 403					
63-51403-101 DEPRECIATION EXPENSE - CIAC	0	0	0	0	0
63-51403-300 DEPRECIATION EXPENSE	0	0	0	0	0
TOTAL DEPARTMENT 403	0	0	0	0	0
<hr/>					
DEPARTMENT 408					
63-51408-011 LICENSE FEES & OTHER TAX	40,462	78,273	72,000	(6,273)	109
63-51408-021 PROPERTY TAX EQUIVALENT	0	0	245,000	245,000	0
TOTAL DEPARTMENT 408	40,462	78,273	317,000	238,727	25
<hr/>					
DEPARTMENT 416					
63-51416-300 COST OF JOBBING SALES	0	0	1,000	1,000	0
TOTAL DEPARTMENT 416	0	0	1,000	1,000	0
<hr/>					
DEPARTMENT 426					
63-51426-300 OTHER INCOME DEDUCTIONS	0	0	1,500	1,500	0
TOTAL DEPARTMENT 426	0	0	1,500	1,500	0
<hr/>					
DEPARTMENT 427					
63-51427-002 DEBT PAYMENTS	1,435	501,328	521,409	20,081	96
63-51427-003 CONTRA DEBT PAYMENTS	0	0	0	0	0
63-51427-004 ANNUAL DEBT SERVICE FEES	0	0	0	0	0
63-51427-300 INTEREST EXPENSE	689	34,756	70,637	35,881	49
TOTAL DEPARTMENT 427	2,124	536,084	592,046	55,962	91

CITY OF EVANSVILLE
DETAIL EXPENDITURES WITH COMPARISON TO BUDGET
FOR THE 9 MONTHS ENDING SEPTEMBER 30, 2021

FUND 63

		PERIOD		BUDGET		% OF
		ACTUAL	YTD ACTUA	AMOUNT	VARIANCE	BUDGET
<u>DEPARTMENT 428</u>						
63-51428-003	DEBT ISSUANCE EXPENSE	41,423	41,423	0	(41,423)	0
63-51428-300	AMORTIZATION OF DEBT DISC	0	0	0	0	0
TOTAL DEPARTMENT 428		41,423	41,423	0	(41,423)	0
<u>DEPARTMENT 555</u>						
63-51555-300	POWER PURCHASED	1,849,217	3,768,138	5,315,264	1,547,126	71
TOTAL DEPARTMENT 555		1,849,217	3,768,138	5,315,264	1,547,126	71
<u>DEPARTMENT 580</u>						
63-51580-110	OPER SUPERVISION SALARY	14,909	21,698	47,884	26,186	45
63-51580-210	OPERATION ENGINEERING	0	0	0	0	0
63-51580-300	OPER SUPERVISION EXPENSE	0	0	0	0	0
TOTAL DEPARTMENT 580		14,909	21,698	47,884	26,186	45
<u>DEPARTMENT 582</u>						
63-51582-110	OPER SUBSTATION SALARY	0	0	0	0	0
63-51582-300	OPER SUBSTATION EXPENSES	0	460	225,000	224,540	0
TOTAL DEPARTMENT 582		0	460	225,000	224,540	0
<u>DEPARTMENT 583</u>						
63-51583-110	OPER OH LINES SALARY	1,395	2,842	22,840	19,998	12
63-51583-300	OPER OH LINE INSTALL	0	0	0	0	0
TOTAL DEPARTMENT 583		1,395	2,842	22,840	19,998	12
<u>DEPARTMENT 584</u>						
63-51584-110	OPER UG LINE SALARY	4,719	8,353	22,840	14,487	37
63-51584-300	OPER UG LINE	31,936	45,403	535,000	489,597	8
TOTAL DEPARTMENT 584		36,654	53,757	557,840	504,083	10

CITY OF EVANSVILLE
DETAIL EXPENDITURES WITH COMPARISON TO BUDGET
FOR THE 9 MONTHS ENDING SEPTEMBER 30, 2021

FUND 63

	PERIOD ACTUAL	YTD ACTUA	BUDGET AMOUNT	VARIANCE	% OF BUDGET
<u>DEPARTMENT 585</u>					
63-51585-300 STREET LIGHT INSTALLATION	268	732	10,000	9,268	7
TOTAL DEPARTMENT 585	268	732	10,000	9,268	7
<u>DEPARTMENT 586</u>					
63-51586-300 OPER METER EXPENSE	265	905	1,500	595	60
63-51586-301 CONTRA OPER METER EXPENSE	0	0	0	0	0
TOTAL DEPARTMENT 586	265	905	1,500	595	60
<u>DEPARTMENT 587</u>					
63-51587-110 CUSTOMER INSTALL SALARY	92	188	1,523	1,335	12
63-51587-300 CUSTOMER INSTALLATIONS EXPENSE	0	0	700	700	0
TOTAL DEPARTMENT 587	92	188	2,223	2,035	8
<u>DEPARTMENT 588</u>					
63-51588-300 MISC DISTRIBUTION EXPENSES	87	553	0	(553)	0
TOTAL DEPARTMENT 588	87	553	0	(553)	0
<u>DEPARTMENT 590</u>					
63-51590-110 MAINTENANCE SUPERVISION SALARY	1,761	3,611	47,884	44,273	8
63-51590-300 MAINT SUPERVISION EXPENSE	0	0	700	700	0
TOTAL DEPARTMENT 590	1,761	3,611	48,584	44,973	7
<u>DEPARTMENT 591</u>					
63-51591-300 STRUCTURE MAINTENANCE	776	1,487	2,500	1,013	59
TOTAL DEPARTMENT 591	776	1,487	2,500	1,013	59

CITY OF EVANSVILLE
DETAIL EXPENDITURES WITH COMPARISON TO BUDGET
FOR THE 9 MONTHS ENDING SEPTEMBER 30, 2021

FUND 63

	PERIOD ACTUAL	YTD ACTUA	BUDGET AMOUNT	VARIANCE	% OF BUDGET	
<u>DEPARTMENT 592</u>						
63-51592-110	SUBSTATION MAINT SALARY	6,969	14,201	114,200	99,999	12
63-51592-210	SUBSTATION MAINT PROF SERVICES	0	3,685	30,000	26,315	12
63-51592-300	SUBSTATION MAINTENANCE EXPENSE	457	1,092	1,500	408	73
TOTAL DEPARTMENT 592		7,425	18,978	145,700	126,722	13
<u>DEPARTMENT 593</u>						
63-51593-110	OH LINE MAINTENANCE SALARY	40,167	77,084	195,414	118,331	39
63-51593-300	OH LINE MAINTENANCE	14,525	28,479	50,000	21,521	57
63-51593-301	OH TREE TRIMMING	712	977	2,000	1,023	49
TOTAL DEPARTMENT 593		55,404	106,539	247,414	140,875	43
<u>DEPARTMENT 594</u>						
63-51594-110	UG LINE MAINTENANCE SALARY	47	97	761	665	13
63-51594-300	UG LINE MAINENANCE	9,850	12,123	500	(11,623)	2,425
63-51594-891	LINE MAPPING	536	2,113	10,000	7,887	21
TOTAL DEPARTMENT 594		10,433	14,333	11,261	(3,071)	127
<u>DEPARTMENT 595</u>						
63-51595-110	TRANSFORMERS MAINT SALARY	320	1,778	4,566	2,789	39
63-51595-300	TRANSFORMER MAINTENANCE	291	1,665	15,000	13,335	11
63-51595-840	TRANSFORMER EQUIPMENT	0	0	120,000	120,000	0
63-51595-841	CONTRA TRANSFORMER EQUIPMENT	0	0	0	0	0
TOTAL DEPARTMENT 595		611	3,443	139,566	136,124	2
<u>DEPARTMENT 596</u>						
63-51596-110	MAINT STREET LIGHTING SALARY	2,632	5,273	10,771	5,499	49
63-51596-300	MAINT STREET LIGHTING	1,019	10,004	10,000	(4)	100
63-51596-840	STREET LIGHT EQUIPMENT	0	0	0	0	0
TOTAL DEPARTMENT 596		3,650	15,277	20,771	5,494	74

CITY OF EVANSVILLE
DETAIL EXPENDITURES WITH COMPARISON TO BUDGET
FOR THE 9 MONTHS ENDING SEPTEMBER 30, 2021

FUND 63

	PERIOD ACTUAL	YTD ACTUA	BUDGET AMOUNT	VARIANCE	% OF BUDGET
<u>DEPARTMENT 597</u>					
63-51597-110 MAINT METERS SALARY	14,564	19,806	11,167	(8,639)	177
63-51597-300 MAINT METERS	0	0	0	0	0
TOTAL DEPARTMENT 597	14,564	19,806	11,167	(8,639)	177
<u>DEPARTMENT 599</u>					
63-51599-003 CONTRA EXPENSE CITY JOBS	0	0	0	0	0
TOTAL DEPARTMENT 599	0	0	0	0	0
<u>DEPARTMENT 901</u>					
63-51901-110 METER READING SALARY	577	850	3,045	2,196	28
TOTAL DEPARTMENT 901	577	850	3,045	2,196	28
<u>DEPARTMENT 902</u>					
63-51902-110 ACCOUNTING & COLLECTING SALARY	36,584	87,223	130,563	43,340	67
63-51902-210 ACCT & COLLECTING PROF SERVICES	2,051	9,151	12,000	2,849	76
63-51902-300 ACCT & COLLECTING EXPENSES	5,498	15,226	60,000	44,774	25
63-51902-330 ACCT & COLLECTING PROF DEV	490	490	5,000	4,510	10
63-51902-361 COMMUNICATION EXPENSE	582	2,304	4,000	1,696	58
TOTAL DEPARTMENT 902	45,205	114,394	211,563	97,170	54
<u>DEPARTMENT 903</u>					
63-51903-300 BILLING SUPLIES AND EXPENSE	9,627	26,321	9,000	(17,321)	292
TOTAL DEPARTMENT 903	9,627	26,321	9,000	(17,321)	292
<u>DEPARTMENT 904</u>					
63-51904-300 UNCOLLECTABLE ACCOUNTS	0	0	1,000	1,000	0
TOTAL DEPARTMENT 904	0	0	1,000	1,000	0

CITY OF EVANSVILLE
DETAIL EXPENDITURES WITH COMPARISON TO BUDGET
FOR THE 9 MONTHS ENDING SEPTEMBER 30, 2021

FUND 63

	PERIOD ACTUAL	YTD ACTUA	BUDGET AMOUNT	VARIANCE	% OF BUDGET
<u>DEPARTMENT 920</u>					
63-51920-110 ADMINISTRATIVE SALARY	20,396	40,816	64,138	23,322	64
63-51920-210 ADMINISTRATIVE PRO SERVICES	0	3,998	1,000	(2,998)	400
63-51920-330 ADMINISTRATIVE PROF DEV	88	88	3,000	2,912	3
TOTAL DEPARTMENT 920	20,484	44,902	68,138	23,236	66
<u>DEPARTMENT 921</u>					
63-51921-300 OFFICE SUPPLIES & EXPENSES	523	4,379	12,000	7,621	36
63-51921-361 COMMUNICATION EXPENSE	1,388	3,271	4,000	729	82
TOTAL DEPARTMENT 921	1,911	7,649	16,000	8,351	48
<u>DEPARTMENT 923</u>					
63-51923-300 OUTSIDE SERVICE EXPENSE	0	0	0	0	0
TOTAL DEPARTMENT 923	0	0	0	0	0
<u>DEPARTMENT 924</u>					
63-51924-300 PROPERTY INSURANCE	0	316	8,500	8,184	4
TOTAL DEPARTMENT 924	0	316	8,500	8,184	4
<u>DEPARTMENT 925</u>					
63-51925-300 LIABILITY CLAIMS	0	7,952	0	(7,952)	0
63-51925-511 LIABILITY INSURANCE	0	0	25,000	25,000	0
TOTAL DEPARTMENT 925	0	7,952	25,000	17,048	32

CITY OF EVANSVILLE
DETAIL EXPENDITURES WITH COMPARISON TO BUDGET
FOR THE 9 MONTHS ENDING SEPTEMBER 30, 2021

FUND 63

	PERIOD ACTUAL	YTD ACTUA	BUDGET AMOUNT	VARIANCE	% OF BUDGET
<u>DEPARTMENT 926</u>					
63-51926-131 CLOTHNG ALLOWANCE	120	3,091	3,000	(91)	103
63-51926-132 DENTAL INSURANCE	3,815	6,629	11,361	4,732	58
63-51926-133 HEALTH INSURANCE	45,642	88,806	205,459	116,653	43
63-51926-134 INCOME CONTINUATION INSURANCE	0	0	3,311	3,311	0
63-51926-136 LIFE INSURANCE	245	475	2,402	1,927	20
63-51926-137 LONGEVITY PAY	0	0	0	0	0
63-51926-138 WRS RETIREMENT	0	0	52,534	52,534	0
63-51926-180 RECOGNITION PROGRAM	169	904	2,000	1,096	45
63-51926-512 WORKERS COMPENSATION	0	0	6,922	6,922	0
TOTAL DEPARTMENT 926	49,991	99,904	286,987	187,083	35
<u>DEPARTMENT 928</u>					
63-51928-210 REGULATORY PROF SERVICES	0	0	500	500	0
63-51928-300 REGULATORY EXPENSE	5,869	6,871	3,500	(3,371)	196
TOTAL DEPARTMENT 928	5,869	6,871	4,000	(2,871)	172
<u>DEPARTMENT 930</u>					
63-51930-003 CONTRA LABOR EXPENSE	(116)	(194)	0	194	0
63-51930-004 CONTRA ADMIN EXPENSE	(33)	(56)	0	56	0
63-51930-005 CONTRA OPER EQUIPMENT EXPENSE	(14,268)	(31,499)	0	31,499	0
63-51930-110 MISC GENERAL SALARY	18,230	55,764	100,455	44,691	56
63-51930-130 SAFETY EQUIPMENT AND PPE	0	7,808	5,000	(2,808)	156
63-51930-251 IT SERVICE AND EQUIPMENT	3,889	10,024	7,000	(3,024)	143
63-51930-300 MISC GENERAL EXPENSES	507	1,839	1,000	(839)	184
63-51930-330 PROFESSIONAL DEV/TRAINING	5,870	19,514	8,500	(11,014)	230
63-51930-331 APPRENTICESHIP TRAINING	752	2,169	8,500	6,331	26
63-51930-340 TOOL AND EQUIPMENT	600	32,061	183,000	150,939	18
63-51930-343 TRANSPORTATION FUEL	4,905	9,868	5,000	(4,868)	197
63-51930-350 TRANSPORTATION MAINTENANCE	5,158	23,194	5,000	(18,194)	464
63-51930-392 PUBLIC RELATIONS AND ADVOCACY	1,565	2,691	2,500	(191)	108
63-51930-840 TRANSPORTATION EQUIPMENT	48	48	46,000	45,952	0
TOTAL DEPARTMENT 930	27,106	133,233	371,955	238,722	36
<u>DEPARTMENT 931</u>					
63-51931-360 BUILDING EXPENSES - RENT	3,250	13,000	19,500	6,500	67
TOTAL DEPARTMENT 931	3,250	13,000	19,500	6,500	67

CITY OF EVANSVILLE
DETAIL EXPENDITURES WITH COMPARISON TO BUDGET
FOR THE 9 MONTHS ENDING SEPTEMBER 30, 2021

FUND 63

	PERIOD ACTUAL	YTD ACTUA	BUDGET AMOUNT	VARIANCE	% OF BUDGET
<u>DEPARTMENT 932</u>					
63-51932-110 BUILDING AND PLANT SALARY	419	854	6,852	5,998	12
63-51932-300 BUILDING AND PLANT MAINTENANCE	2,270	10,598	250,000	239,402	4
63-51932-360 BUILDING & PLANT UTILITY COSTS	2,423	9,985	6,000	(3,985)	166
63-51932-821 BUILDING & PLANT IMPROVEMENT	0	830	6,000	5,170	14
TOTAL DEPARTMENT 932	5,112	22,267	268,852	246,585	8
TOTAL FUND EXPENDITURES	2,277,330	5,219,446	9,074,647	3,855,201	58
NET REVENUES OVER EXPENDITURES	151,291	111,382	3,655	107,727	103

AGREEMENT BETWEEN
CITY OF EVANSVILLE AND COLETTE SPRANGER

AGREEMENT made this ____ day of _____, 2021, between the City of Evansville, a Municipal Corporation, created and existing under the laws of the State of Wisconsin, hereinafter called the "City," and Colette Spranger, hereinafter called the "Employee."

WITNESSETH:

WHEREAS, the City has created the Community Development Director position to provide technical and professional advice for planning and economic development;

NOW, THEREFORE, in consideration of the mutual covenants hereinafter contained, it is mutually agreed by and between the parties as follows:

1. City hereby engages the services of Employee as Community Development Director of the City of Evansville, an administrative position exempt under the Fair Labor Standards Act,
2. Employee hereby accepts employment in said administrative, salaried position and agrees to devote the required time and attention to the business of the City.
3. The Employee will perform the duties and work as described in the Community Development Director Position Description which is marked as Exhibit A, attached hereto, and incorporated herein by reference. Exhibit A is illustrative, and not necessarily comprehensive.
4. Employee shall be governed by the Evansville Common Council and shall report to the City Administrator.
5. City Administrator may discipline and/or terminate Employee according to this Agreement and the City of Evansville Employee Handbook, as may be amended from time to time.
6. The start date of employment is no later than November 15th, 2021.
7. The Employee will serve for an indefinite term subject to the termination provision set forth in paragraph 18 herein.
8. City agrees to have City Administrator conduct a performance evaluation of Employee annually. City and Employee shall mutually determine annual performance goals and the process by which performance shall be evaluated. In the event that agreement is not reached, City shall determine the goals and process.
9. City agrees to pay Employee a base annual salary of \$76,000.00, paid according to the procedures of the City. The base salary will be reviewed annually; any increase will be documented in writing. Both parties agree no set percentage or method of calculation for

salary increases is part of this Agreement. City shall not reduce the salary and/or benefits of Employee unless the salary and/or benefits of all non-represented employees are reduced in the same manner and by the same percentage. If Employee's salary and/or benefits are reduced in a different manner and/or by a greater percentage than those of other non-represented employees, Employee has the option of deeming their employment terminated, in writing, and receiving four (4) months' of salary and health care insurance.

10. City will provide a \$4,000.00 increase to the Employee's base salary on May 1, 2022.

11. City agrees to provide Employee with minimum fringe benefits no less than stated below. Any additions in the future are to be as the City may direct in its discretion, there being no percentage or other formula for increase in fringe benefits:

- a. Sick leave accrual at the rate of one and one-quarter days (10 hours) per full month of employment to a maximum accumulation of 90 days (720 hours). If, at the end of any calendar year, Employee would have more than 90 days of accumulated sick leave, Employee may receive a 50% payout of the value of the sick leave in excess of 90 days. This payment shall be paid no later than the second pay period of the following calendar year. Employee may also choose, on a yearly basis, to defer the 50% payout of the excess sick leave value until retirement in which case the full value may be used for the sole purpose of paying Employee's health insurance premiums after retirement. Pay shall be based on the Employee's normal rate of pay and scheduled hours of work in effect at the time of payment. Upon retirement, resignation, termination, or Employee's death, Employee or Employee's estate shall be entitled to a cash payment of up to 90 days of unused sick leave paid at 50%. For any sick leave of 3 days or greater Employee shall furnish a physician's certificate upon the City's request. The City may require examination of Employee by its own physician at the City's expense.
- b. Funeral leave as provided in the City of Evansville Employee Handbook.
- c. At least 8 paid holidays and 4 paid floating holidays, as provided in the City of Evansville Employee Handbook.
- d. Vacation leave consisting of 15 days each year through the fifth full calendar year of employment (i.e. 2026). In the sixth full calendar year of employment and in each subsequent full calendar year of employment, the vacation leave shall increase by one day per year to a maximum of 25 days. Employee may carry forward from one calendar year to the next calendar year up to 10 days of accrued, unused vacation leave, and any vacation days in excess of these 10 days will be forfeited. Upon separation from employment, Employee or Employee's estate shall be entitled to payment of earned and unused vacation leave paid at 100%. Employee shall not be entitled to payment of earned and unused vacation leave in the event they retire or resign without giving 30 days written notice.
- e. Insurance benefit consisting of health and dental insurance coverage according to the current City plan. For health insurance, the City shall pay the lesser of either

90% of premium of the lowest cost health plan in Rock County or 88% of the average premium cost of plans offered in any tier of the lowest employee premium cost. Employee shall be able to enroll for health insurance coverage as of the first of the month following receipt of a timely application. **If necessary to guarantee uninterrupted health insurance coverage, City agrees to pay premium to extend Employee's current coverage until City coverage takes effect.**

- f. Term life insurance, with the beneficiary designated by the Employee, in a face amount equal to Employee's annual salary rounded to the next One Thousand Dollars as may be changed from time to time, the premiums paid fully by the City. The Employee may purchase additional units of coverage at their own expense.
 - g. Wisconsin Retirement Fund employer contribution paid fully by the City at the rate as may be from time to time determined by the City. Employee shall be responsible for the employee contribution, at the rate as may from time to time be determined. Said employee contribution shall be considered as employer contribution for tax purposes under the Internal Revenue Code section 414(h)(2).
 - h. Income continuation insurance at the monthly rate for a 120-day waiting (elimination) period, the premiums for the same paid fully by the City.
 - i. City shall, upon request, provide Employee a mobile phone for City use. Employee may use the cellular telephone for personal matters, but will be responsible for payment to the City for any charges resulting from personal use in excess of the City plan minutes.
12. Professional development is encouraged, and the annual City budget shall contain funding for Employee to attend professional and educational conferences and training programs related to their professional responsibilities. Attendance at professional development courses is subject to prior notice and approval by the City Administrator.
13. To be considered to have worked full time during a two-week pay period, Employee must have a total of at least 80 hours of any combination of hours worked, sick leave, funeral leave, holiday leave, and vacation leave.
14. Employee shall generally work Monday through Friday from 8:00 am to 4:30 pm, with a half-hour unpaid lunch and two 15-minute paid breaks each day. Employee may vary their schedule with permission from the City Administrator.
15. Employee is required to attend the following meetings after regular business hours unless excused or on approved benefit time off: (a) any regular monthly or special meeting of the Common Council with an agenda item requiring Employee's attendance for presentation or discussion, (b) all meetings of the Plan Commission, (c) all meetings of the Economic Development Committee, (d) all meetings of the Redevelopment Authority, and (e) any other meetings directed by the City Administrator.
16. Employee agrees to devote as much time as is needed to carry out their duties. Employee

acknowledges and agrees that they will from time to time work more than 80 hours in a two-week pay period and that they will receive no overtime pay for hours worked in excess of 80 hours in a pay period.

17. City acknowledges that evening meetings or other work performed after regular business hours detract from Employee's personal time. City may allow Employee to adjust their schedule with permission from the City Administrator, to recognize and accommodate those situations where the Employee has worked an excessive amount of time when measured against a more typical 80- hour, two-week work cycle. The City Administrator may, on a case by case basis, allow the Employee time off in acknowledgement of excessive hours worked.
18. The City may terminate Employee's employment at any time, subject to payment of the compensation and other benefits described below, upon the occurrence of any of the events described below.

A. Termination due to Death or Disability.

Employee's employment shall terminate immediately upon Employee's death or disability. In the event of termination due to death or disability, Employer shall pay Employee, or the personal representative of Employee's estate, accrued salary and benefits according to Employer's policies through the termination date and no further compensation or benefits shall be due except as provided by law.

The term "disability" shall have the same definition contained in Employee's disability insurance plan if such plan is in effect as of the date of this Agreement or as of such time thereafter as Employer implements such plan; provided that such definition complies with the requirements of Internal Revenue Code § 409A. In the event there is no such disability insurance plan, "disability" shall mean that Employee (i) is unable to engage in any substantial gainful activity by reason of any medically determinable physical or mental impairment which can be expected to result in death or can be expected to last for a continuous period of not less than twelve (12) months, or (ii) is, by reason of any medically determinable physical or mental impairment which can be expected to result in death or can be expected to last for a continuous period of not less than twelve (12) months, receiving income replacement benefits for a period of not less than three (3) months under an accident and health plan covering employees of Employer.

B. Termination for Cause.

Employer may terminate Employee's employment under this Agreement for "Cause" at any time upon written notice. In the event of termination for Cause, Employer shall pay Employee accrued salary and benefits according to Employer's policies and plans through the termination date and no further compensation or benefits shall be due except as provided by law.

"Cause" shall be determined by the Employer, in the exercise of good faith and reasonable judgment, and shall mean (i) the continued failure by Employee to

substantially perform Employee's duties with Employer (other than a failure resulting from Employee's incapacity due to Disability or physical or mental illness) after a written demand for substantial performance is delivered to Employee by Employer, which demand specifically identifies the manner in which Employer believes that Employee has not substantially performed Employee's duties and provides a reasonable opportunity to cure; (ii) any act of negligence or misconduct by Employee which is materially injurious to Employer or any of its affiliates, monetarily or otherwise; (iii) any criminal, fraudulent or dishonest act with respect to Employer; (iv) any criminal conviction of Employee for the commission of any crime that substantially relates to Employee's job; or (v) any breach of any material term of this Agreement by Employee.

C. Termination by Employer Other Than Due to Death, Disability, or Cause.

Employer may terminate this Agreement and Employee's employment under this Agreement at any time without cause. In the event that Employer terminates Employee's employment for any reason other than death, disability, or cause, Employer shall, conditioned on Employee's compliance with the terms of this Agreement, pay Employee Employee's base salary for four (4) months, together with reimbursement of premiums paid by Employee to maintain family health and dental insurance under COBRA continuation for four (4) months. Such severance pay will be paid out according to the Employer's normal payroll schedule and shall be reduced by the amount of any compensation that Employee is paid during the severance period from employment that replaces their employment with Employer. Employee shall promptly inform Employer in writing of any such other employment and shall provide such verification of such other compensation as may be reasonably requested by Employer. These payments shall be allocated for the purposes of unemployment insurance eligibility to the fifty-two (52) week period that begins with the week in which the payment is made.

D. Employee's Resignation.

Employee may terminate this Agreement and their employment under this Agreement through voluntary resignation. In the event Employee voluntarily resigns from employment with Employer, Employer shall pay Employee accrued salary and benefits according to Employer's policies through the termination date and no further compensation or benefits shall be due except as provided by law. The Employee shall give the City thirty (30) calendar days' written notice of their intent to resign.

19. In addition to any rights afforded the Employee under statute or common law, City shall defend, save harmless, and indemnify Employee against any tort, professional liability, claim, demand, or other legal action, whether groundless or otherwise arising out of an alleged act or omission occurring in the performance of the Employee's duties as Community Development Director. Such duties to include all obligations and commitments as articulated in this Agreement. City may compromise and settle any such claim or suit and pay the amount of any settlement or judgment rendered thereon; provided, however, that nothing herein shall obligate City to pay the costs of defending or

the amount of claim arising out of any criminal action brought by any state or federal authority.

20. Both parties acknowledge and agree that the position of Community Development Director is a professional, administrative position within the City and Employee is not entitled to inclusion in Teamsters Local Union #695.
21. Employee acknowledges and agrees that the terms and conditions of the City of Evansville Employee Handbook, as amended from time to time, are part of this Agreement, and enforceable as part of this Agreement without further elaboration or attachment, although if there is a conflict between this Agreement and the handbook, both parties acknowledge and agree that the provisions of this Agreement shall control. If the Employee Handbook is amended to create a greater employment benefit than afforded under this Employment Agreement, those terms shall control.
22. Both parties agree any amendments, including any adjustments of salary, to this Agreement shall be as agreed from time to time and reduced to writing in the same fashion as this Agreement.
23. This Agreement contains all the terms, promises, covenants, conditions and representations made or entered into by the City and Employee and supersedes all prior discussions and agreements, whether written or oral, between the parties.
24. If any provision, or any portion thereof, contained in this Agreement is held unconstitutional, invalid or unenforceable, the remainder of this Agreement, or portion thereof, shall be deemed severable, shall not be affected and shall remain in full force and effect.

IN WITNESS WHEREOF the CITY OF EVANSVILLE has caused its name to be signed hereto by Bill Hurtley, Mayor, and attested to by Darnisha Haley, City Clerk, and Colette Spranger has signed this ____ day of _____, 2021.

Colette Spranger

Bill Hurtley, Mayor

Darnisha Haley, City Clerk

2022	
Project Title	Estimated Cost
PARKS & POOL	
West Side Park	3,800,000
Pool Renovation	8,491,000
Historic Restorations	15,000
Electric Gator 4x4	14,500
Subtotal Parks & Pool	12,320,500
EMS	
Radios	43,000
Garage Remodel	20,000
Subtotal EMS District	63,000
PUBLIC WORKS	
Missing Sidewalk Connections	75,000
Plow Bade	18,000
Rake	6,000
Energy Efficiency Projects	7,500
Liberty St (3rd, 4th or 5th to Maple)	558,795
Subtotal Public Works	665,295
CEMETERY	
Columbarium	35,000
Subtotal Cemetery	35,000
POLICE	
Vehicle Replacement	49,000
Vehicle Accessories	11,000
Technology (Server)	27,000
Building Improvements	14,000
Body Armor	13,500
Subtotal Police	114,500
CITY HALL/ADMINISTRATION	
Technoloty	23,000
Smart Growth Update	25,000
Subtotal City Hall/Admin	48,000
SANITARY SEWER UTILITY/WWTP	
Lift Stations	400,000
Sanitary Sewer Repairs/Lining/Sealing	100,000
Liberty St (3rd, 4th or 5th to Maple)	978,722
Subtotal WWTP	1,478,722
STORMWATER UTILITY	
Liberty St (3rd, 4th or 5th to Maple)	658,150
Subtotal Stormwater Utility	658,150
ELECTRIC UTILITY	
Urban Rebuild-Bury existing line	125,000
Line Rebuilds	140,000
Subtotal Electric Utility	265,000
WATER UTILITY	
Liberty St (3rd, 4th or 5th to Maple)	1,232,036
Subtotal Water Utility	1,232,036
TOTAL CAPITAL PROJECTS	<u>16,880,203</u>

2023	
Project Title	Estimated Cost
PARKS & POOL	
Antes Project	15,000
Mower / Grounds Equipment	23,000
Buildings, Grounds and Play Equip	30,000
Road Resurfacing	250,000
Subtotal Parks & Pool	318,000
PUBLIC WORKS	
Missing Sidewalk Connections	75,000
Energy Efficiency Projects	7,500
Plow Truck	185,000
Bobcat - Skid loader exchange	2,100
Tool CAT - exchange	3,700
Endloader (3 yr cycle)	25,000
Subtotal Public Works	298,300
Library	
Server	1,500
Subtotal Cemetery	1,500
CEMETERY	
Drive Asphalt	225,000
Mower	5,000
Subtotal Cemetery	230,000
POLICE	
Vehicle Replacement	49,000
Vehicle Accessories	15,000
Other Mobile Devices	7,000
Technology	4,000
Building Improvements	25,000
Tazers/Radios/Misc Gear	6,300
Subtotal Police	106,300
CITY HALL/ADMINISTRATION	
City Hall Structure/Equipment	5,000
Accounting/Billing Software Upgrade	50,000
Subtotal City Hall/Admin	55,000
SANITARY SEWER UTILITY/WWTP	
Lift Stations	30,000
Subtotal WWTP	30,000
STORMWATER UTILITY	
STWT Mowers and Attachments	17,000
Subtotal Stormwater Utility	17,000
ELECTRIC UTILITY	
Urban Rebuild-Bury existing line	125,000
Trucks	235,000
Subtotal Electric Utility	360,000
TOTAL CAPITAL PROJECTS	<u>1,416,100</u>

2024	
Project Title	Estimated Cost
PARKS & POOL	
Antes Project	15,000
Grounds Keeper Mower	85,000
Subtotal Parks & Pool	100,000
PUBLIC WORKS	
Missing Sidewalk Connections	50,000
Energy Efficiency Projects	7,500
Plow Truck	200,000
Tractor	120,000
Almeron	320,699
Walker Street	431,455
Subtotal Public Works	1,129,654
LIBRARY	
Copier	12,000
Subtotal Library	12,000
POLICE	
Vehicle Replacement	49,000
Vehicle Accessories	15,000
Technology	4,000
Tazers/Radios/Misc Gear	6,300
Subtotal Police	74,300
CITY HALL/ADMINISTRATION	
City Hall Structure/Equipment	5,000
Subtotal City Hall/Admin	5,000
SANITARY SEWER UTILITY/WWTP	
Lift Stations	750,000
Sanitary Sewer Repairs/Lining/Sealing	100,000
Almeron	394,271
Walker Street	351,290
Subtotal WWTP	1,595,561
STORMWATER UTILITY	
Almeron	215,625
Walker Street	247,422
Subtotal Stormwater Utility	463,047
ELECTRIC UTILITY	
Urban Rebuild-Bury existing line	125,000
Trucks	207,500
Subtotal Electric Utility	332,500
WATER UTILITY	
Booster Station	600,000
Almeron	478,917
Subtotal Water Utility	1,078,917
TOTAL CAPITAL PROJECTS	<u>4,790,979</u>

2025	
Project Title	Estimated Cost
PARKS & POOL	
Mower / Grounds Equipment	23,000
Historic Restorations	15,000
Truck	40,000
ToolCAT	80,000
Subtotal Parks & Pool	158,000
EMS	
Equipment	18,000
Subtotal EMS District	18,000
PUBLIC WORKS	
Missing Sidewalk Connections	50,000
Energy Efficiency Projects	7,500
Flat Bed / Pick-up Trucks	53,000
Bobcat - Skid loader exchange	2,100
Asphalt cooker	20,000
Cherry	404,924
Enterprise Street	505,805
Subtotal Public Works	1,043,329
CEMETERY	
Mower	5,500
Subtotal Cemetery	5,500
POLICE	
Vehicle Replacement	49,000
Vehicle Accessories	15,000
Technology	4,000
Tazers/Radios/Misc Gear	6,400
Subtotal Police	74,400
CITY HALL/ADMINISTRATION	
Server Upgrade/Copier	30,000
City Hall Building	50,000
Subtotal City Hall/Admin	80,000
SANITARY SEWER UTILITY/WWTP	
Cherry	499,990
Enterprise Street	231,787
Subtotal WWTP	731,777
STORMWATER UTILITY	
Cherry	227,334
Enterprise Street	155,634
Subtotal Stormwater Utility	382,968
ELECTRIC UTILITY	
Tracked and Wheeled equipment	3,250
Urban Rebuild-Bury existing line	125,000
Subtotal Electric Utility	128,250
WATER UTILITY	
Trucks	40,000
Enterprise Street	120,574
Subtotal Water Utility	160,574
TOTAL CAPITAL PROJECTS	<u>2,782,798</u>

2022 - 2025 Totals	
PARKS & POOL	12,896,500
EMS	81,000
PUBLIC WORKS	3,136,578
LIBRARY	13,500
CEMETERY	270,500
POLICE	369,500
CITY HALL/ADMINISTRATION	188,000
SANITARY SEWER UTILITY/WWTP	3,836,060
STORMWATER UTILITY	1,521,165
ELECTRIC UTILITY	1,085,750
WATER UTILITY	2,471,527
	25,870,080

2022 Projects	Total Cost
Liberty St - 5th to Madison	3,427,703
Pool Renovation/Westside Park**	13,041,000

** \$750,000 was borrowed in 2021

2026	
Project Title	Estimated Cost
PARKS & POOL	
Antes Project	15,000
Buildings, Grounds and Play Equip	35,000
Subtotal Parks & Pool	50,000
EMS	
Ambulance	302,500
Subtotal EMS District	302,500
PUBLIC WORKS	
Missing Sidewalk Connections	50,000
Energy Efficiency Projects	7,500
Tool CAT - exchange	1,800
Endloader (3 yr cycle)	27,000
Subtotal Public Works	86,300
LIBRARY	
Server/Copier	12,000
Subtotal Library	12,000
POLICE	
Vehicle Replacement	50,000
Technology	4,000
Tazers/Radios/Misc Gear	6,400
Squad/Body Cams	80,000
Subtotal Police	140,400
SANITARY SEWER UTILITY/WWTP	
Lift Stations	30,000
Sanitary Sewer Repairs/Lining/Sealing	100,000
Subtotal WWTP	130,000
ELECTRIC UTILITY	
Urban Rebuild-Bury existing line	125,000
Trucks	195,000
Subtotal Electric Utility	320,000
WATER UTILITY	
Tower & Well Inspection and Maintenance	150,000
Subtotal Water Utility	150,000
TOTAL CAPITAL PROJECTS	1,191,200

2027	
Project Title	Estimated Cost
PARKS & POOL	
Antes Project	15,000
Mower / Grounds Equipment	58,000
Subtotal Parks & Pool	73,000
PUBLIC WORKS	
Missing Sidewalk Connections	50,000
Energy Efficiency Projects	7,500
Plow Truck	205,000
Bobcat - Skid loader exchange	2,200
Tool CAT - exchange	1,850
Roadway Line Paint Cart	85,000
Church Street (College to Enterprise)	627,024
Longfield	316,662
Subtotal Public Works	1,295,236
CEMETERY	
Trucks	2,500
Mower	5,500
Subtotal Cemetery	8,000
POLICE	
Vehicle Replacement	51,000
Technology	4,000
Body Armor	16,000
Tazers/Radios/Misc Gear	6,500
Subtotal Police	77,500
SANITARY SEWER UTILITY/WWTP	
Church Street (College to Enterprise)	1,063,098
Longfield	401,673
Subtotal WWTP	1,464,771
STORMWATER UTILITY	
Church Street (College to Enterprise)	708,367
Longfield	231,891
Subtotal Stormwater Utility	940,258
ELECTRIC UTILITY	
Tracked and Wheeled equipment	3,250
Urban Rebuild-Bury existing line	125,000
Trucks	50,000
Open	150,000
Subtotal Electric Utility	328,250
WATER UTILITY	
Trucks	45,000
Church Street (College to Enterprise)	1,226,172
Longfield	481,300
Subtotal Water Utility	1,752,472
TOTAL CAPITAL PROJECTS	5,939,487

2028	
Project Title	Estimated Cost
PARKS & POOL	
Antes Project	15,000
Mower / Grounds Equipment	14,000
Buildings, Grounds and Play Equip	40,000
Historic Restorations	15,000
Gator 4x4	15,000
Truck	15,000
ToolCAT	15,000
Subtotal Parks & Pool	129,000
PUBLIC WORKS	
Missing Sidewalk Connections	50,000
Energy Efficiency Projects	7,500
Bobcat - Skid loader exchange	2,200
Tool CAT - exchange	1,900
Subtotal Public Works	61,600
POLICE	
Vehicle Replacement	52,000
Technology	4,000
Building Improvements	30,000
Tazers/Radios/Misc Gear	6,500
Subtotal Police	92,500
CITY HALL/ADMINISTRATION	
Website Update	35,000
Subtotal City Hall/Admin	35,000
SANITARY SEWER UTILITY/WWTP	
Lift Stations	500,000
Equipment - Mowers, Cameras & other	15,000
Equipment - Mowers, Cameras, Generators	40,000
Sanitary Sewer Repairs/Lining/Sealing	100,000
Subtotal WWTP	655,000
STORMWATER UTILITY	
STWT Mowers and Attachments	19,000
Subtotal Stormwater Utility	19,000
ELECTRIC UTILITY	
Urban Rebuild-Bury existing line	125,000
Trucks	51,000
Subtotal Electric Utility	176,000
WATER UTILITY	
Tower & Well Inspection and Maintenance	100,000
Subtotal Water Utility	100,000
TOTAL CAPITAL PROJECTS	1,268,100

2029	
Project Title	Estimated Cost
PARKS & POOL	
Antes Project	15,000
Mower / Grounds Equipment	14,000
Buildings, Grounds and Play Equip	40,000
Subtotal Parks & Pool	69,000
EMS	
Equipment	100,000
Subtotal EMS District	100,000
PUBLIC WORKS	
Missing Sidewalk Connections	50,000
Energy Efficiency Projects	7,500
Flat Bed / Pick-up Trucks	55,000
Bobcat - Skid loader exchange	2,300
Tool CAT - exchange	2,000
Endloader (3 yr cycle)	32,000
Leaf Collection - Vacuum Trailer	105,000
City Parking Lots	250,000
Subtotal Public Works	503,800
CEMETERY	
Plotting Land	20,000
Trucks	2,500
Mower	6,000
Subtotal Cemetery	28,500
LIBRARY	
Server/Copier	14,000
Subtotal Library	14,000
POLICE	
Vehicle Replacement	53,000
Vehicle Accessories	15,000
Technology	4,000
Tazers/Radios/Misc Gear	6,700
Subtotal Police	78,700
CITY HALL/ADMINISTRATION	
Vechile	30,000
Re-valuation/Property	109,250
Subtotal City Hall/Admin	139,250
SANITARY SEWER UTILITY/WWTP	
Equipment - Mowers, Cameras & other	12,000
Subtotal WWTP	12,000
ELECTRIC UTILITY	
Tracked and Wheeled equipment	3,500
Urban Rebuild-Bury existing line	125,000
Subtotal Electric	128,500
WATER UTILITY	
Trucks	45,000
Subtotal Water Utility	45,000
TOTAL CAPITAL PROJECTS	1,118,750

2030	
Project Title	Estimated Cost
POLICE	
Vehicle Replacement	54,000
Vehicle Accessories	-
Other Mobile Devices	-
Technology	-
Building Improvements	7,000,000
Body Armor	-
Handgun Replacement (10 yr cycle)	10,000
Tazers/Radios/Misc Gear	-
Squad/Body Cams	-
Subtotal Police	7,064,000
TOTAL CAPITAL PROJECTS	7,064,000

2022

Funding Sources

Project Title	Estimated Cost	Grants/ Other	Reserve Funds	Enterprise Funds	Levy	Borrowing	Total Sources
PARKS & POOL							
West Side Park	3,800,000					3,800,000	3,800,000
Pool Renovation	8,491,000	1,500,000				6,991,000	8,491,000
Historic Restorations	15,000	15,000			-		15,000
Electric Gator 4x4	14,500				14,500		14,500
Subtotal Parks & Pool	12,320,500	1,515,000	-	-	14,500	10,791,000	12,320,500
EMS							
Radios	43,000	-	40,000				40,000
Garage Remodel	20,000		20,000				20,000
Subtotal EMS District	63,000	-	60,000	-	-	-	60,000
PUBLIC WORKS							
Missing Sidewalk Connections	75,000				75,000		75,000
Energy Efficiency Projects	7,500	3,750			3,750		7,500
Plow Blade	18,000					18,000	18,000
Rake	6,000					6,000	6,000
Liberty St (3rd, 4th or 5th to Maple)	558,795					558,795	558,795
Subtotal Public Works	665,295	3,750	-	-	78,750	582,795	665,295
CEMETERY							
Columbarium	35,000	-	17,500			17,500	35,000
Subtotal Cemetery	35,000	-	17,500	-	-	17,500	35,000
POLICE							
Vehicle Replacement	49,000				49,000		49,000
Vehicle Accessories	11,000				11,000		11,000
Technology (Server)	27,000				27,000		27,000
Building Improvements	14,000				14,000		14,000
Body Armor	13,500				13,500		13,500
Subtotal Police	114,500	-	-	-	114,500	-	114,500
CITY HALL/ADMINISTRATION							
Technology	23,000				8,000		8,000
Smart Growth Update	25,000		25,000				25,000
Subtotal City Hall/Admin	48,000	-	25,000	-	8,000	-	33,000
SANITARY SEWER UTILITY/WWTP							
Lift Stations	400,000					400,000	400,000
Sanitary Sewer Repairs/Lining/Sealing	100,000			100,000		-	100,000
Liberty St (3rd, 4th or 5th to Maple)	978,722					978,722	978,722
Subtotal WWTP	1,478,722	-	-	100,000	-	1,378,722	1,478,722
STORMWATER UTILITY							
Liberty St (3rd, 4th or 5th to Maple)	658,150					658,150	658,150
Subtotal Stormwater Utility	658,150	-	-	-	-	658,150	658,150
ELECTRIC UTILITY							
Urban Rebuild-Bury existing line	125,000					125,000	125,000
Line Rebuilds	140,000					140,000	140,000
Subtotal Electric Utility	265,000	-	-	-	-	265,000	265,000
WATER UTILITY							
Liberty St (3rd, 4th or 5th to Maple)	1,232,036					1,232,036	1,232,036
Subtotal Water Utility	1,232,036	-	-	-	-	1,232,036	1,232,036
TOTAL CAPITAL PROJECTS	16,880,203	1,518,750	102,500	100,000	215,750	14,925,203	16,862,203

2023

Funding Sources

Project Title	Estimated Cost	Grants/ Other	Reserve Funds	Enterprise Funds	Levy	Borrowing	Total Sources
PARKS & POOL							
Antes Project	15,000				15,000		15,000
Mower / Grounds Equipment	23,000				23,000		23,000
Buildings, Grounds and Play Equip	30,000				30,000		30,000
Road Resurfacing	250,000					250,000	250,000
Subtotal Parks & Pool	318,000	-	-	-	68,000	250,000	318,000
PUBLIC WORKS							
Missing Sidewalk Connections	75,000				75,000		75,000
Energy Efficiency Projects	7,500	3,750			3,750		7,500
Plow Truck	185,000					185,000	185,000
Bobcat - Skid loader exchange	2,100				2,100		2,100
Tool CAT - exchange	3,700				3,700		3,700
Endloader (3 yr cycle)	25,000				25,000		25,000
Subtotal Public Works	298,300	3,750	-	-	109,550	185,000	298,300
Library							
Server	1,500	-	1,500				1,500
Subtotal Cemetery	1,500	-	1,500	-	-	-	1,500
CEMETERY							
Drive Asphalt	225,000	-	-			225,000	225,000
Mower	5,000				5,000		5,000
Subtotal Cemetery	230,000	-	-	-	5,000	225,000	230,000
POLICE							
Vehicle Replacement	49,000				49,000		49,000
Vehicle Accessories	15,000				15,000		15,000
Other Mobile Devices	7,000				7,000		7,000
Technology	4,000				4,000		4,000
Building Improvements	25,000					25,000	25,000
Tazers/Radios/Misc Gear	6,300				6,300		6,300
Subtotal Police	106,300	-	-	-	81,300	25,000	106,300
CITY HALL/ADMINISTRATION							
City Hall Structure/Equipment	5,000				5,000		5,000
Accounting/Billing Software Upgrade	50,000	-				50,000	50,000
Subtotal City Hall/Admin	55,000	-	-	-	5,000	50,000	55,000
SANITARY SEWER UTILITY/WWTP							
Lift Stations	30,000			30,000			30,000
Subtotal WWTP	30,000	-	-	30,000	-	-	30,000
STORMWATER UTILITY							
STWT Mowers and Attachments	17,000			17,000			17,000
Subtotal Stormwater Utility	17,000	-	-	17,000	-	-	17,000
ELECTRIC UTILITY							
Urban Rebuild-Bury existing line	125,000					125,000	125,000
Trucks	235,000			46,000		189,000	235,000
Subtotal Electric Utility	360,000	-	-	46,000	-	314,000	360,000
TOTAL CAPITAL PROJECTS	1,416,100	3,750	-	93,000	268,850	1,049,000	1,414,600

Project Title	2024 Funding Sources							Total Sources
	Estimated Cost	Grants/ Other	Reserve Funds	Enterprise Funds	Levy	Borrowing		
PARKS & POOL								
Antes Project	15,000				15,000			15,000
Grounds Keeper Mower	85,000					85,000		85,000
Subtotal Parks & Pool	100,000	-	-	-	15,000	85,000		100,000
PUBLIC WORKS								
Missing Sidewalk Connections	50,000				50,000			50,000
Energy Efficiency Projects	7,500	3,750			3,750			7,500
Plow Truck	200,000					200,000		200,000
Tractor	120,000					120,000		120,000
Almeron	320,699					320,699		320,699
Walker Street	431,455					431,455		431,455
Subtotal Public Works	1,129,654	3,750	-	-	53,750	1,072,154		1,129,654
LIBRARY								
Copier	12,000		1,200					12,000
Subtotal Public Works	12,000	-	1,200	-	-	-	-	12,000
POLICE								
Vehicle Replacement	49,000				49,000			49,000
Vehicle Accessories	15,000				15,000			15,000
Technology	4,000				4,000			4,000
Tazers/Radios/Misc Gear	6,300				6,300			6,300
Subtotal Police	74,300	-	-	-	74,300	-	-	74,300
CITY HALL/ADMINISTRATION								
City Hall Structure/Equipment	5,000				5,000			5,000
Subtotal City Hall/Admin	5,000	-	-	-	5,000	-	-	5,000
SANITARY SEWER UTILITY/WWTP								
Lift Stations	750,000					750,000		750,000
Sanitary Sewer Repairs/Lining/Sealing	100,000			100,000		-		100,000
Almeron	394,271					394,271		394,271
Walker Street	351,290					351,290		351,290
Subtotal WWTP	1,595,561	-	-	100,000	-	1,495,561		1,595,561
STORMWATER UTILITY								
Almeron	215,625					215,625		215,625
Walker Street	247,422					247,422		247,422
Subtotal Stormwater Utility	463,047	-	-	-	-	463,047		463,047
ELECTRIC UTILITY								
Urban Rebuild-Bury existing line	125,000					125,000		125,000
Trucks	207,500			47,500		160,000		207,500
Subtotal Electric Utility	332,500	-	-	47,500	-	285,000		332,500
WATER UTILITY								
Booster Station	600,000					600,000		600,000
Almeron	478,917					478,917		478,917
Subtotal Water Utility	1,078,917	-	-	-	-	1,078,917		1,078,917
TOTAL CAPITAL PROJECTS	4,790,979	3,750	1,200	147,500	148,050	4,479,679		4,790,979

Project Title	2025 Estimated Cost	Funding Sources					
		Grants/ Other	Reserve Funds	Enterprise Funds	Levy	Borrowing	Total Sources
PARKS & POOL							
Mower / Grounds Equipment	23,000				23,000		23,000
Historic Restorations	15,000	15,000			-		15,000
Truck	40,000					40,000	40,000
ToolCAT	80,000					80,000	80,000
Subtotal Parks & Pool	158,000	15,000	-	-	23,000	120,000	158,000
EMS							
Equipment	18,000	-	-	18,000			18,000
Subtotal EMS District	18,000	-	-	18,000	-	-	18,000
PUBLIC WORKS							
Missing Sidewalk Connections	50,000				50,000		50,000
Energy Efficiency Projects	7,500	3,750			3,750		7,500
Flat Bed / Pick-up Trucks	53,000	-			53,000		53,000
Bobcat - Skid loader exchange	2,100				2,100		2,100
Asphalt cooker	20,000				20,000		20,000
Cherry	404,924					404,924	404,924
Enterprise Street	505,805					505,805	505,805
Subtotal Public Works	1,043,329	3,750	-	-	128,850	910,729	1,043,329
CEMETERY							
Mower	5,500	-	-		5,500		5,500
Subtotal Cemetery	5,500	-	-	-	5,500	-	5,500
POLICE							
Vehicle Replacement	49,000				49,000		49,000
Vehicle Accessories	15,000				15,000		15,000
Technology	4,000				4,000		4,000
Tazers/Radios/Misc Gear	6,400				6,400		6,400
Subtotal Police	74,400	-	-	-	74,400	-	74,400
CITY HALL/ADMINISTRATION							
Server Upgrade/Copier	30,000				30,000		30,000
City Hall Building	50,000					50,000	50,000
Subtotal City Hall/Admin	80,000	-	-	-	30,000	50,000	80,000
SANITARY SEWER UTILITY/WWTP							
Cherry	499,990					499,990	499,990
Enterprise Street	231,787					231,787	231,787
Subtotal WWTP	731,777	-	-	-	-	731,777	731,777
STORMWATER UTILITY							
Cherry	227,334					227,334	227,334
Enterprise Street	155,634					155,634	155,634
Subtotal Stormwater Utility	382,968	-	-	-	-	382,968	382,968
ELECTRIC UTILITY							
Tracked and Wheeled equipment	3,250		-	3,250			3,250
Urban Rebuild-Bury existing line	125,000					125,000	125,000
Subtotal Electric Utility	128,250	-	-	3,250	-	125,000	128,250
WATER UTILITY							
Trucks	40,000			40,000			40,000
Enterprise Street	120,574					120,574	120,574
Subtotal Water Utility	160,574	-	-	40,000	-	120,574	160,574
TOTAL CAPITAL PROJECTS	2,782,798	18,750	-	61,250	261,750	2,441,048	2,782,798

2026

Project Title	Estimated Cost
---------------	----------------

PARKS & POOL

Antes Project	15,000
Buildings, Grounds and Play Equip	35,000
Subtotal Parks & Pool	50,000

EMS

Ambulance	302,500
Subtotal EMS District	302,500

PUBLIC WORKS

Missing Sidewalk Connections	50,000
Energy Efficiency Projects	7,500
Tool CAT - exchange	1,800
Endloader (3 yr cycle)	27,000
Subtotal Public Works	86,300

LIBRARY

Server/Copier	12,000
Subtotal Library	12,000

POLICE

Vehicle Replacement	50,000
Technology	4,000
Tazers/Radios/Misc Gear	6,400
Squad/Body Cams	80,000
Subtotal Police	140,400

SANITARY SEWER UTILITY/WWTP

Lift Stations	30,000
Sanitary Sewer Repairs/Lining/Sealing	100,000
Subtotal WWTP	130,000

ELECTRIC UTILITY

Urban Rebuild-Bury existing line	125,000
Trucks	195,000
Subtotal Electric Utility	320,000

WATER UTILITY

Tower & Well Inspection and Maintenance	150,000
Subtotal Water Utility	150,000

TOTAL CAPITAL PROJECTS **1,191,200**

2027

Project Title	Estimated Cost
---------------	----------------

PARKS & POOL

Antes Project	15,000
Mower / Grounds Equipment	58,000
Subtotal Parks & Pool	73,000

PUBLIC WORKS

Missing Sidewalk Connections	50,000
Energy Efficiency Projects	7,500
Plow Truck	205,000
Bobcat - Skid loader exchange	2,200
Tool CAT - exchange	1,850
Roadway Line Paint Cart	85,000
Church Street (College to Enterprise)	627,024
Longfield	316,662
Subtotal Public Works	1,295,236

CEMETERY

Trucks	2,500
Mower	5,500
Subtotal Cemetery	8,000

POLICE

Vehicle Replacement	51,000
Technology	4,000
Body Armor	16,000
Tazers/Radios/Misc Gear	6,500
Subtotal Police	77,500

SANITARY SEWER UTILITY/WWTP

Church Street (College to Enterprise)	1,063,098
Longfield	401,673
Subtotal WWTP	1,464,771

STORMWATER UTILITY

Church Street (College to Enterprise)	708,367
Longfield	231,891
Subtotal Stormwater Utility	940,258

ELECTRIC UTILITY

Tracked and Wheeled equipment	3,250
Urban Rebuild-Bury existing line	125,000
Trucks	50,000
Open	150,000
Subtotal Electric Utility	328,250

WATER UTILITY

Trucks	45,000
Church Street (College to Enterprise)	1,226,172
Longfield	481,300
Subtotal Water Utility	1,752,472

TOTAL CAPITAL PROJECTS **5,939,487**

2028

Project Title	Estimated Cost
---------------	----------------

PARKS & POOL

Antes Project	15,000
Mower / Grounds Equipment	14,000
Buildings, Grounds and Play Equip	40,000
Historic Restorations	15,000
Gator 4x4	15,000
Truck	15,000
ToolCAT	15,000
Subtotal Parks & Pool	129,000

PUBLIC WORKS

Missing Sidewalk Connections	50,000
Energy Efficiency Projects	7,500
Bobcat - Skid loader exchange	2,200
Tool CAT - exchange	1,900
Subtotal Public Works	61,600

POLICE

Vehicle Replacement	52,000
Technology	4,000
Building Improvements	30,000
Tazers/Radios/Misc Gear	6,500
Subtotal Police	92,500

CITY HALL/ADMINISTRATION

Website Update	35,000
Subtotal City Hall/Admin	35,000

SANITARY SEWER UTILITY/WWTP

Lift Stations	500,000
Equipment - Mowers, Cameras & other	15,000
Equipment - Mowers, Cameras, Generators	40,000
Sanitary Sewer Repairs/Lining/Sealing	100,000
Subtotal WWTP	655,000

STORMWATER UTILITY

STWT Mowers and Attachments	19,000
Subtotal Stormwater Utility	19,000

ELECTRIC UTILITY

Urban Rebuild-Bury existing line	125,000
Trucks	51,000
Subtotal Electric Utility	176,000

WATER UTILITY

Tower & Well Inspection and Maintenance	100,000
Subtotal Water Utility	100,000

TOTAL CAPITAL PROJECTS **1,268,100**

2029

Project Title	Estimated Cost
---------------	----------------

PARKS & POOL

Antes Project	15,000
Mower / Grounds Equipment	14,000
Buildings, Grounds and Play Equip	40,000
Subtotal Parks & Pool	69,000

EMS

Equipment	100,000
Subtotal EMS District	100,000

PUBLIC WORKS

Missing Sidewalk Connections	50,000
Energy Efficiency Projects	7,500
Flat Bed / Pick-up Trucks	55,000
Bobcat - Skid loader exchange	2,300
Tool CAT - exchange	2,000
Endloader (3 yr cycle)	32,000
Leaf Collection - Vacuum Trailer	105,000
City Parking Lots	250,000
Subtotal Public Works	503,800

CEMETERY

Plotting Land	20,000
Trucks	2,500
Mower	6,000
Subtotal Cemetery	28,500

LIBRARY

Server/Copier	14,000
Subtotal Library	14,000

POLICE

Vehicle Replacement	53,000
Vehicle Accessories	15,000
Technology	4,000
Tazers/Radios/Misc Gear	6,700
Subtotal Police	78,700

CITY HALL/ADMINISTRATION

Vechile	30,000
Re-valuation/Property	109,250
Subtotal City Hall/Admin	139,250

SANITARY SEWER UTILITY/WWTP

Equipment - Mowers, Cameras & other	12,000
Subtotal WWTP	12,000

ELECTRIC UTILITY

Tracked and Wheeled equipment	3,500
Urban Rebuild-Bury existing line	125,000
Subtotal Electric	128,500

WATER UTILITY

Trucks	45,000
Subtotal Water Utility	45,000

TOTAL CAPITAL PROJECTS **1,118,750**

2030

Project Title	Estimated Cost
----------------------	-----------------------

POLICE	
Vehicle Replacement	54,000
Vehicle Accessories	-
Other Mobile Devices	-
Technology	-
Building Improvements	7,000,000
Body Armor	-
Handgun Replacement (10 yr cycle)	10,000
Tazers/Radios/Misc Gear	-
Squad/Body Cams	-
Subtotal Police	7,064,000

TOTAL CAPITAL PROJECTS **7,064,000**



MadREP Gold Shovel Program

Exhibits	Requirements/Parameters	Documentation Submittal	✓	Notes
Exhibit 1: Site location	Columbia, Dane, Dodge, Green, Iowa, Jefferson, Rock, Sauk counties	Location map showing site relative to County, and Municipality.		Map 1-1: Regional Map 1-2: Local
Exhibit 2: Site size & Zoning	No minimum acreage	Aerial photo showing site. Site Map/Survey showing dimensions and total size. Site map labeled with zoning and allowable build height. Letter from municipality/county verifying zoning.		Map 2: Site Information
Exhibit 3: Site ownership	Can be public or private	Documentation showing site ownership. Documentation showing the terms for which the site/parcels will be offered for sale or lease.		Rock County Parcel Details: Exhibit 3
Exhibit 4: Transportation Infrastructure	Site must have adequate direct access suitable for development.	Documentation/site map showing: Highway access, show adjacent as well as distance to nearest 4-lane highway. Rail or trans-shipment facility access, if any, or nearest location and distance to. Airport availability: nearest location and distance for cargo and passenger service.		Map 3-1: Highways Map 3-2: Airports Map 4-1: UP Rail Map Map 4-2: Railroad



<p>Exhibit 5: Site suitable for industrial development</p>	<p>Fits with surrounding uses, may have buildings suitable for industrial development located on it.</p>	<p>Map showing site amenities (roads/rail) and structures as well as surrounding land uses, zoning and planned land uses as shown in the comprehensive plan. Include an aerial photo (Google, Bing, etc.) of the site.</p>	<p>Map 5-1: Existing Land Use Map 5-2: Future Land Use</p>
<p>Exhibit 6: Municipal Infrastructure</p>	<p>Site must be serviced by road, water, sanitary sewer, and have an approved stormwater management plan for the site or the community has authorized the installation of appropriate improvements at time of verification.</p>	<p>Site Map showing municipal infrastructure, noting any road restrictions and size and location of water/sewer services. If Infrastructure is not in place, a letter from municipality with details on installation of improvements and timeframe to complete. "208" (sewer service area) conformance review letter if available.</p>	<p>Map 6: Water & Sewer Services</p>
<p>Exhibit 7: Easements</p>	<p>Cannot have easements (utility or other) that would prevent development.</p>	<p>Site map showing all easements on and adjacent to site.</p>	<p>Map 7: Site Survey</p>
<p>Exhibit 8: Private Utility Infrastructure</p>	<p>Site must be serviced by electrical and natural gas providers.</p>	<p>Documentation- including site map showing: Electrical and natural gas providers. Size and capacity of service to site. Distance to nearest substation, its capacity for electrical and whether the circuit is redundant.</p>	<p>Map 8: Electric Services Map 9: Gas Services</p>
<p>Exhibit 9: Telecommunications Infrastructure</p>	<p>Site must be serviced by voice/data provider.</p>	<p>Documentation showing provider(s) and service capabilities and speeds.</p>	<p>Map 10: Telecommunications Services</p>
<p>Exhibit 10: Floodplain Wetlands</p>	<p>Cannot be located in or adjacent to a floodplain.</p>	<p>FEMA Flood insurance maps showing site and adjacent land clearing showing what is in and out of the floodplain.</p>	<p>Map 11: Floodplain & Wetland</p>



Environmental Corridors (Environmentally Sensitive Areas)	<p>Cannot have significant wetland issues limiting development.</p> <p>Cannot be located in environmental corridors (environmentally sensitive areas) without an approved mitigation plan.</p>	<p>Map showing presumed or delineated wetland area on site and adjacent to site and planned mitigation.</p> <p>Map showing site and any environmental corridors (environmentally sensitive areas)</p> <p>Any approved mitigation plan.</p>		
Exhibit 11: Topography	Cannot have significant topography issues limiting development.	Topographic map of site.		Map 12: Topographic Features
Exhibit 12: Environmental, Historical, Archeological	Cannot have known Environmental, Historical and/or Archeological impediments	<p>Statement indicating no known impediments or any planned mitigation as of submission relative to:</p> <ul style="list-style-type: none"> ● Environmental ● Historical ● Archeological 		Please see attached letter
Exhibit 13: Other site restrictions	No protective covenants that could limit development.	Documentation/list of any potential limits that would hinder site development such as protective covenants.		Please see attached letter
Exhibit 14: Other information	Possible local incentives or other factors that set your site apart.	<p>Is the site in TID district? TID expiration date?</p> <p>Other geographical benefits that qualify the site for government incentives or otherwise provides an advantage.</p>		Local Advantages & Incentives: Exhibit 13



City of Evansville

www.ci.evansville.wi.gov
31 S Madison St
PO Box 529
Evansville, WI 53536
(608) 882-2266

October 14, 2021

Madison Region Economic Partnership (MadREP)
Attn: Jason Fields, President
455 Science Drive, Suite 160
Madison, WI 53711

RE: Evansville, WI Gold Shovel Certification of Parcel 6-27-1150 (551 S Cty. Rd M)

Mr. Fields,

I am writing to you for gold shovel certification approval for our 11.41-acre rail accessible site located at 551 S Cty. Rd M Evansville, WI 53536. This letter along with the following packet of information should provide all the necessary detail needed for approval. Some of the specifics not outlined in the packet are as follows:

- To verify zoning, the site is currently zoned as I-1 Light Industrial District
- The site is currently owned by the city and is available for purchase for \$_____ /acre. The city is actively seeking a business that would utilize the accessible rail line but would also entertain other potentially interested businesses assuming they were willing to develop the site within 365 days of purchase. Discounts and incentives are available but will vary depending on the value proposed to be created on the site.
- All utilities are available and located on site via S Cty. Rd M. Hook up costs and timelines will vary depending on the potential opportunity and their needs.
- There are no easements associated with this site.
- The west side of the site is located near wetland inventory (see map 11). However, this will not affect or limit development possibilities.
- There are also no known protective covenants or environmental, historical, or archeological impediments that could limit development of the site. The only known limits are that a business fit with the city's I-1 Light Industrial District zoning and an allowable building height of 35 feet.

If there are any further questions or information that is needed, please do not hesitate to contact me at (608) 882-2285 or email me at: jason.sergeant@ci.evansville.wi.gov. Thank you for your consideration and we are very excited to obtain gold shovel certification!

Sincerely,

Jason Sergeant, AICP
City Administrator
Acting Community Development Director

Enclosures: Gold Shovel Certification Application Packet

EVANSVILLE

WISCONSIN



A central point between Madison and Janesville in south-central Wisconsin. Residents love the convenience to regional, as well as local, employment options and affordable, high quality of life. Main Street is idyllic—and authentic. A city big enough to support real industry, and still small enough to be on a first-name basis with its business owners.

“Best City for Young Families”—nerdwallet.com

Fastest growing community in Rock County

3 Active and Fiscally Sound TIF Districts

One-Stop Zoning and Permitting Services

Revolving Loans and City Façade Grants

Entrepreneurship assistance in association with Rock County

Grants and incentives in association with the State of Wisconsin

OVERVIEW

Local Population¹: 5,312

Regional Population²: 710,049

Local Labor Force Size¹: 2,892

Regional Labor Force²: 407,365

Median Age¹: 35.7 years

Household Median Income¹: \$70,828

Mean Commuter Travel Time¹: 28.9 mins

MAJOR EMPLOYERS

Bluescope Buildings North America

Baker Manufacturing

Stoughton Trailers

Evansville Community School District

Evansville Manor Skilled Nursing

TRANSPORTATION

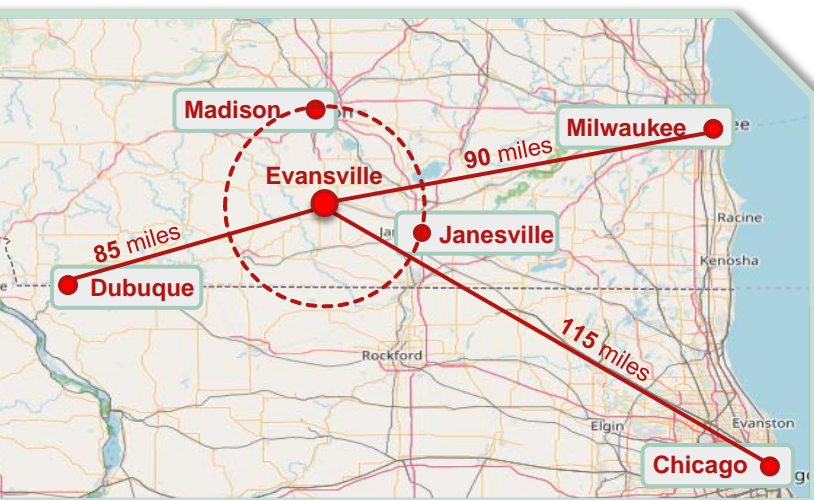
Highway 14

Union Pacific Freight Rail

Interstate 39/90: 18 Miles

Southern WI Regional Airport: 23 Miles

Dane County Regional Airport: 28 Miles



Community Development Director, Jason Sergeant:

jason.sergeant@ci.evansville.wi.gov

Phone: 608-882-2285

www.ci.evansville.wi.gov/grow



MAJOR EMPLOYMENT SECTORS

Healthcare and Social Assistance: 16.8%

Manufacturing: 13.5%

Retail Trade: 10.5%

Finance and Insurance: 8.2%

Educational Services: 7.9%

Professional, Scientific & Technical Services: 6.2%

EDUCATION

Evansville School District (K-12):³

1,800 Students

4K through Grade 12 Comprehensive Education

JEDI Virtual School

Alternative Education

Summer School

Advanced Learner programming

Regional Colleges and Technical Schools:

Blackhawk Technical (Janesville): 25 Miles

Beloit College (Beloit): 28 Miles

MATC (Madison): 33 Miles

University of Wisconsin (Madison): 22 Miles

UW Rock County (Janesville): 21 Miles

UW Whitewater (Whitewater): 33 Miles

HEALTHCARE

Evansville Clinics:

SSM Health/Dean Clinic

Mercy Clinic

Regional Hospitals:

Mercy Hospital & Trauma Cntr. (Janesville)

St. Mary's Hospital (Janesville and Madison)

Meriter Hospital (Madison)

UW Madison Hospital (Madison)

HOUSING

Median Home Value¹: \$187,000

Median Home Rent¹: \$713 per month

Total Local Housing¹: 2,246 Units

Total Regional Housing²: 301,952 Units

Local Housing in next 12 mos.⁴: 30 Units

Owner vs Renter Occupancy¹: 64.4%/35.6%

UTILITIES AND TELECOMMUNICATIONS

Internet and Data: AT&T, Spectrum, Litewire

Natural Gas Service: We-Energies

Electric, Water and Sewer: City-Owned

Award Winning and Reliable

¹2019 American Community Survey (ACS) / US Census.

²Dane and Rock Counties per 2019 ACS, ³2018 Evansville Community School Dist, ⁴City of Evansville. This information was collected from primary and secondary data sources deemed reliable.



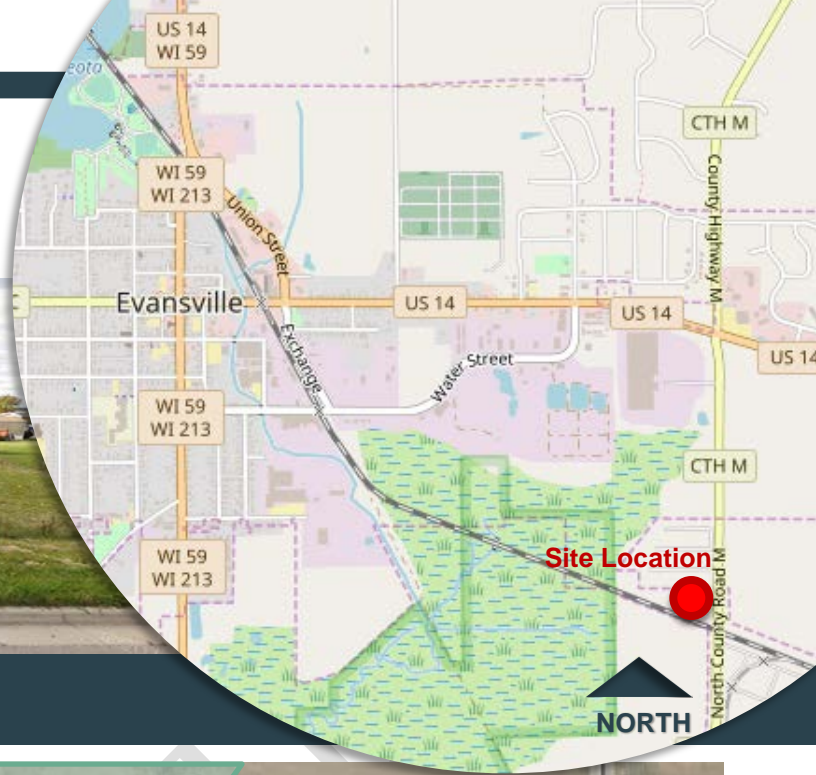
For more information about Evansville or to learn how your business can *Grow with Evansville*, go to www.ci.evansville.wi.gov/grow or contact the Community Development Director:

Jason Sergeant: jason.sergeant@ci.evansville.wi.gov Phone: 608-882-2285

31 South Madison Street, PO Box 529, Evansville, WI 53536

551 S Cty. Rd M

EVANSVILLE, WI 53536



Available Industrial Lot with Rail Access

Property Information

11.41 Acres in Size
100,000+ SF Buildable Footprint

Zoning

Zoned I-1 Light Industrial District
25 to 100 Foot Minimum Setbacks
35 Foot Allowable Build Height

Features

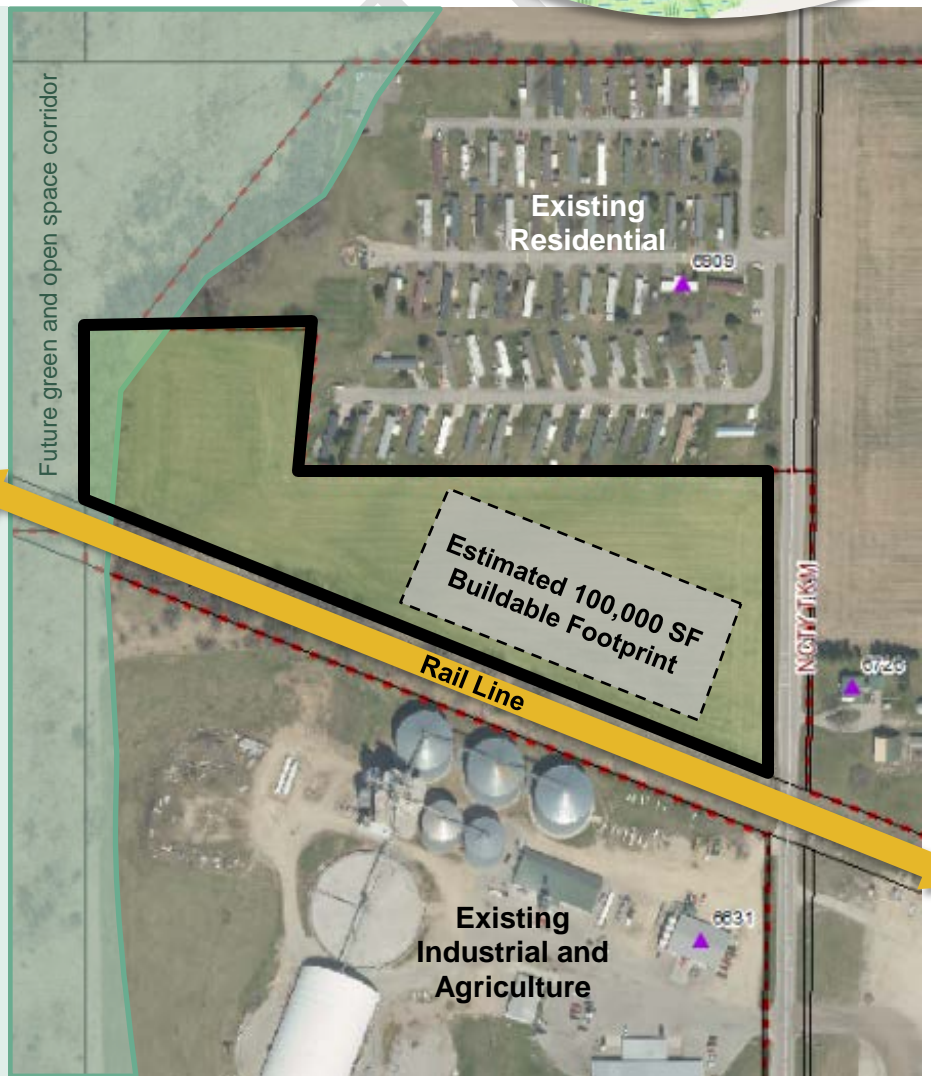
Adjacent to active rail line
All Utilities adjacent to Site

Terms

Price Negotiable
Revolving Loan Funds Available

Located in the fastest growing community in Rock County

This information was collected from primary and secondary data sources deemed reliable. Please note this information is subject to change without notice. Produced by the City of Evansville, 31 S Madison Street, PO Box 529, Evansville, WI 53536. Last updated December 2019.



For more information on this available lot or to learn how your business can *Grow with Evansville*, go to www.ci.evansville.wi.gov/grow or contact the Community Development Director:

Jason Sergeant: jason.sergeant@ci.evansville.wi.gov Phone: 608-882-2285

551 S Cty. Rd M SITE INFO

BASICS

Address: 551 S Cty. Rd M
City: Evansville
State: WI
County: Rock
Acres: 11.41 acres

ECONOMIC DEVELOPMENT CONTACT

Jason Sergeant
City of Evansville
31 S. Madison Street
Evansville, WI 53536
(608) 882-2285
jason.sergeant@ci.evansville.wi.gov

ADDITIONAL DETAILS

Certified: Pending Approval
Specialty Features: Rail Access

TRANSPORTATION

Nearest Highway: WI State Highway 14 (0.70 Miles)
Nearest Interstate: I-90 Interchange (16.50 Miles)
Nearest Airport: Dane County Regional Airport (30.30 Miles)
Nearest Commercial Airport: Dane County Regional Airport (30.30 Miles)
Rail Served: Yes
Rail Served By: Union Pacific
Rail Accessible: Yes
Rail Infrastructure in Place: No
Nearest Trans-Shipments Facility: Loup Network Partner, Rochelle, IL (80.50 Miles)

RAIL INFORMATION

Rail access is possible through Union Pacific via the line adjacent to the site. There are no volume requirements necessary to access rail service, however, there are several steps that are needed to obtain service. The overall site and rail specifics will need to be approved by Union Pacific prior to obtaining service. This process typically takes about 14-16 months from hiring an engineering firm to approval. More information on obtaining rail service can be found here:

- https://www.up.com/customers/ind-dev/process_uptrack/index.htm

A switch/spur will need to be installed to access rail service. Typical costs to install a rail switch are \$300-400,000. These costs may be able to be partially offset via a Transportation Economic Assistance (TEA) Grant. More information can be found here:

- <https://wisconsin.gov/Pages/doing-bus/local-gov/astnce-pgms/aid/tea.aspx>
- <https://wisconsin.gov/Documents/doing-bus/local-gov/lpm/2017se-lp-tea.pdf>

There are other options to transport material through Union Pacific that would not require rail access. Loup Logistics, a subsidiary of Union Pacific, offers transloading options through various facilities. The nearest one to the 551 S Cty. Rd M site is located in Rochelle, IL (80.50 miles away).

ELECTRIC SERVICE

Supplier: Evansville Water & Light (Municipal Utility)

Phone: (608) 882-2266

Email: utility@ci.evansville.wi.gov

Website: https://www.ci.evansville.wi.gov/services_by_department/municipal_utility/

Capacity: 7,200 volts. 12,470 volts Phase-to-Phase

Nearest Substation: 1 mile south of site on S Cty. Rd M

Notes: Municipal utility rated fastest response time in the nation

NATURAL GAS

Supplier: We Energies

Phone: (800) 714-7777 (Monday – Friday 8am – 5pm)

Website: <https://www.we-energies.com/>

Size of Main: Both a 3" and 6" main serving the site

Pressure: 60 lbs for both mains.

WATER

Supplier: Evansville Water & Light (Municipal Utility)

Phone: (608) 882-2266

Email: utility@ci.evansville.wi.gov

Website: https://www.ci.evansville.wi.gov/services_by_department/municipal_utility/

Size of Main: 10" main serving the site

Capacity: Gravity fed system producing between 65-75 lbs of pressure

Peak Flow: 1,210 gallons per minute tested from 10" mains

WASTEWATER

Supplier: Evansville Water & Light (Municipal Utility)

Phone: (608) 882-2266

Email: utility@ci.evansville.wi.gov

Website: https://www.ci.evansville.wi.gov/services_by_department/municipal_utility/

Size of Main: 10" main serving the site

Nearest lift station: 0.7 miles north at the intersection of S Cty. Rd M and HWY 14

Notes: The City of Evansville Wastewater Treatment Plant currently processes between 350,000 – 500,000 gallons every day. In 2017, the plant was upgraded to a de-watering screw press which greatly expanded the processing ability allowing for future growth.

TELECOMMUNICATION

Supplier: Spectrum

Phone: (877) 463-0677

Website: <https://www.spectrum.com/>

Maximum Speed: 1,000 Mbps

Supplier: LiteWire

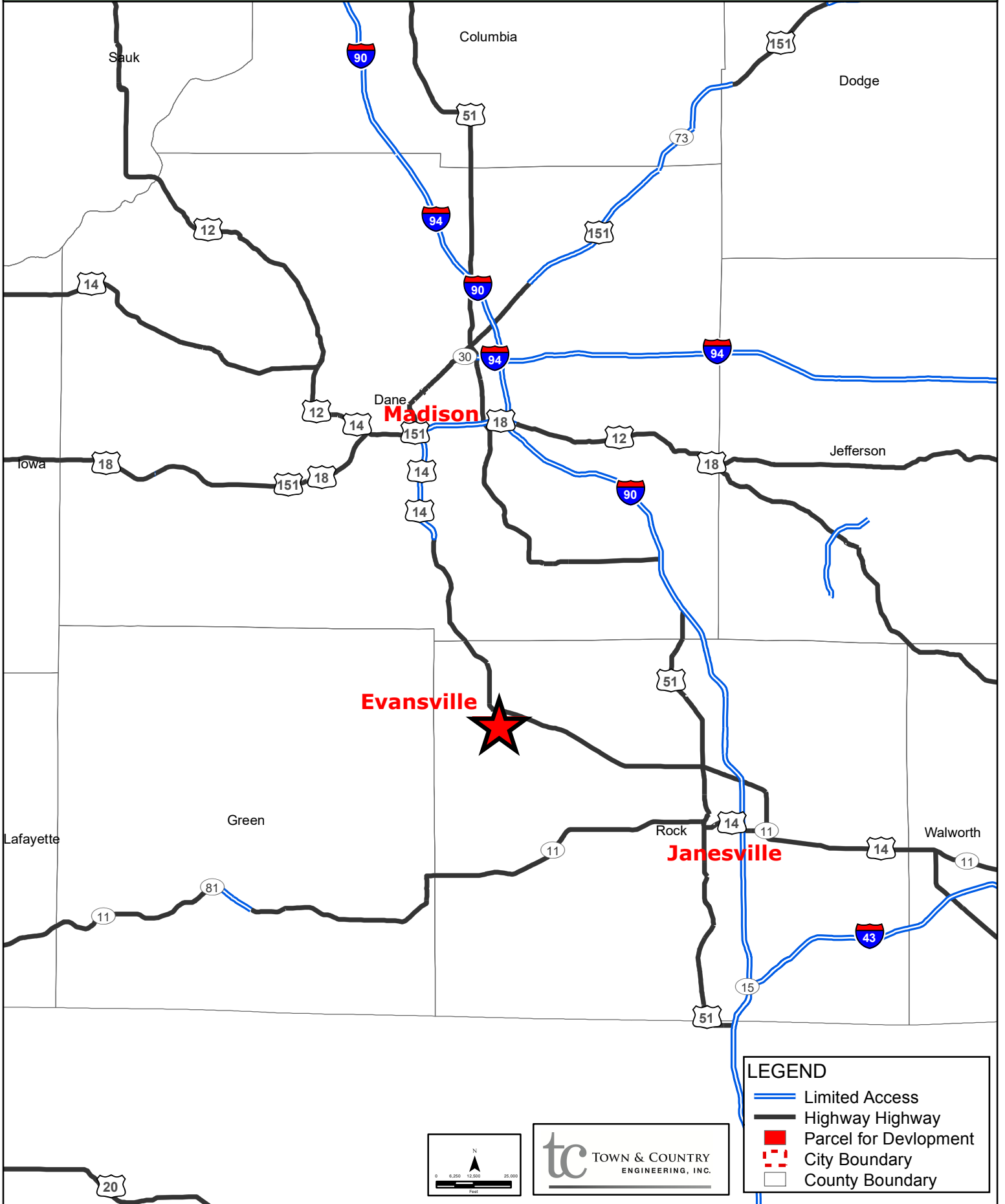
Phone: (888) 825-2005

Website: <https://www.litewire.net/>

Site Location: City of Evansville

Rock County, Wisconsin

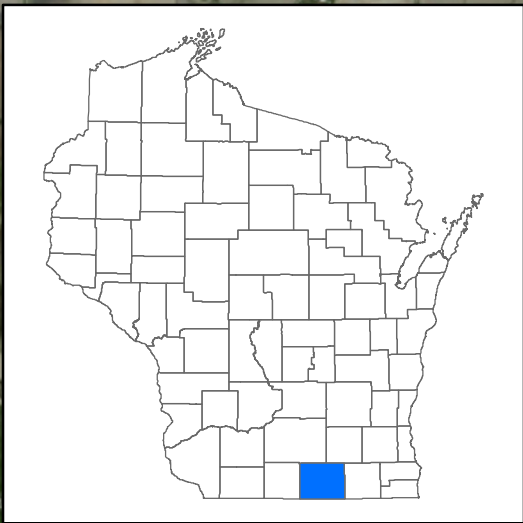
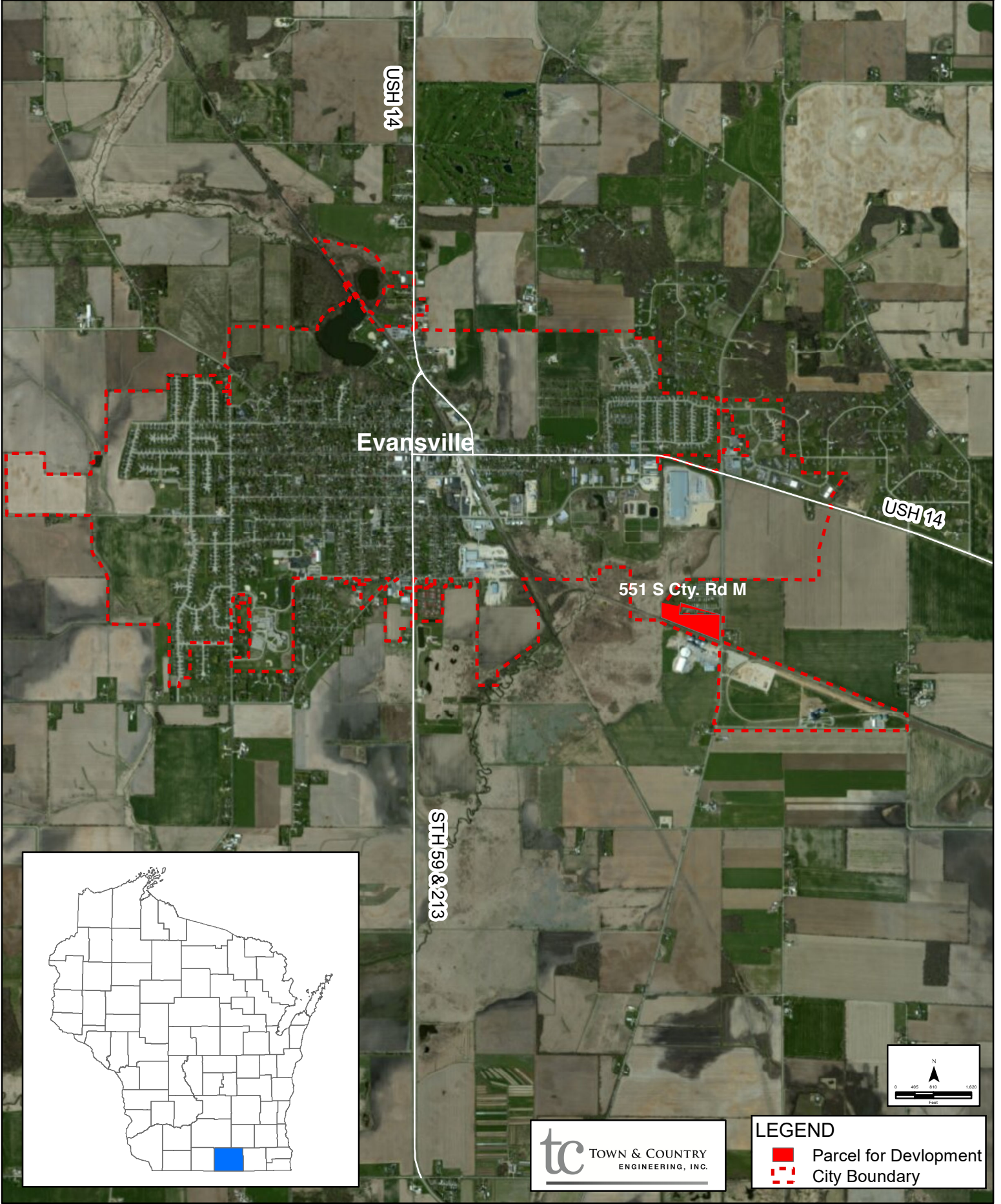
Map 1-1



Site Location: City of Evansville

Rock County, Wisconsin

Map 1-2



tc TOWN & COUNTRY
ENGINEERING, INC.

LEGEND
■ Parcel for Development
- - - City Boundary

Site Information: City of Evansville

Rock County, Wisconsin



Parcel Details for 222 080100

Parcel Information

Name: CITY OF EVANSVILLE	Parcel Number: 6-27-1150
Address: PO BOX 529 EVANSVILLE, WI 53536-5060	Site Address: , WI
Municipality: CITY OF EVANSVILLE	

General Information

Sec/Town/Range: 35-4-10	School District: 1694 - EVANSVILLE SCHOOL DIST	Other Tax Codes: 0000-0000-0000-0000
----------------------------	---	---

REFERENCE DOCUMENTS LISTED BELOW MAY NOT REFLECT THE CURRENT LEGAL DESCRIPTION.
TO DETERMINE THE CURRENT LEGAL DESCRIPTION, A TITLE SEARCH MAY BE REQUIRED.

Documents: 2075654	Vol-Page: No Volume-Page Information
-----------------------	---

Value Information

Assess Year 2020 <input type="button" value="v"/>			
Description	Acres	Land	Improvements
Other	11.41	0	0
TOTALS	11.41	0	0

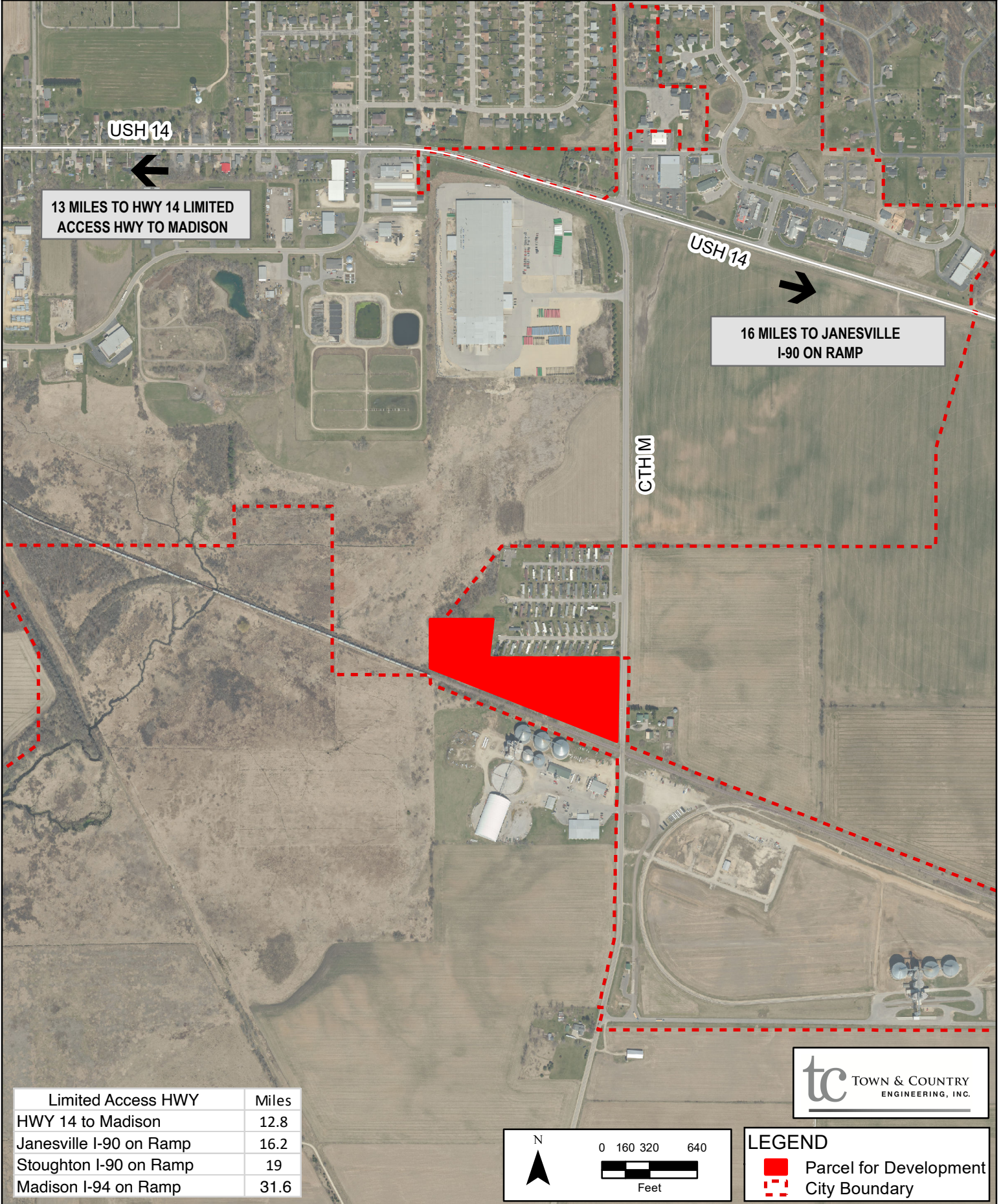
Legal Information

PT NE1/4
 COM 491.5 S N1/4 COR,
 E 420.20', SLY 260.17', E TO
 E LN COUNTY RD M, S TO N LN
 RR, NW ALG RR TO W LN NE1/4,
 N TO POB
 (EXC COM N1/4 COR E 1278.41'
 S 749.98' TO POB, E 66.01',
 S 586.83', NWLY 77.97'
 N 561.31', E 7' TO POB)

Transportation Infrastructure: City of Evansville

Rock County, Wisconsin

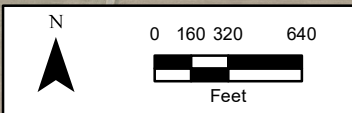
Map 3-1



13 MILES TO HWY 14 LIMITED ACCESS HWY TO MADISON

16 MILES TO JANESVILLE I-90 ON RAMP

Limited Access HWY	Miles
HWY 14 to Madison	12.8
Janesville I-90 on Ramp	16.2
Stoughton I-90 on Ramp	19
Madison I-94 on Ramp	31.6



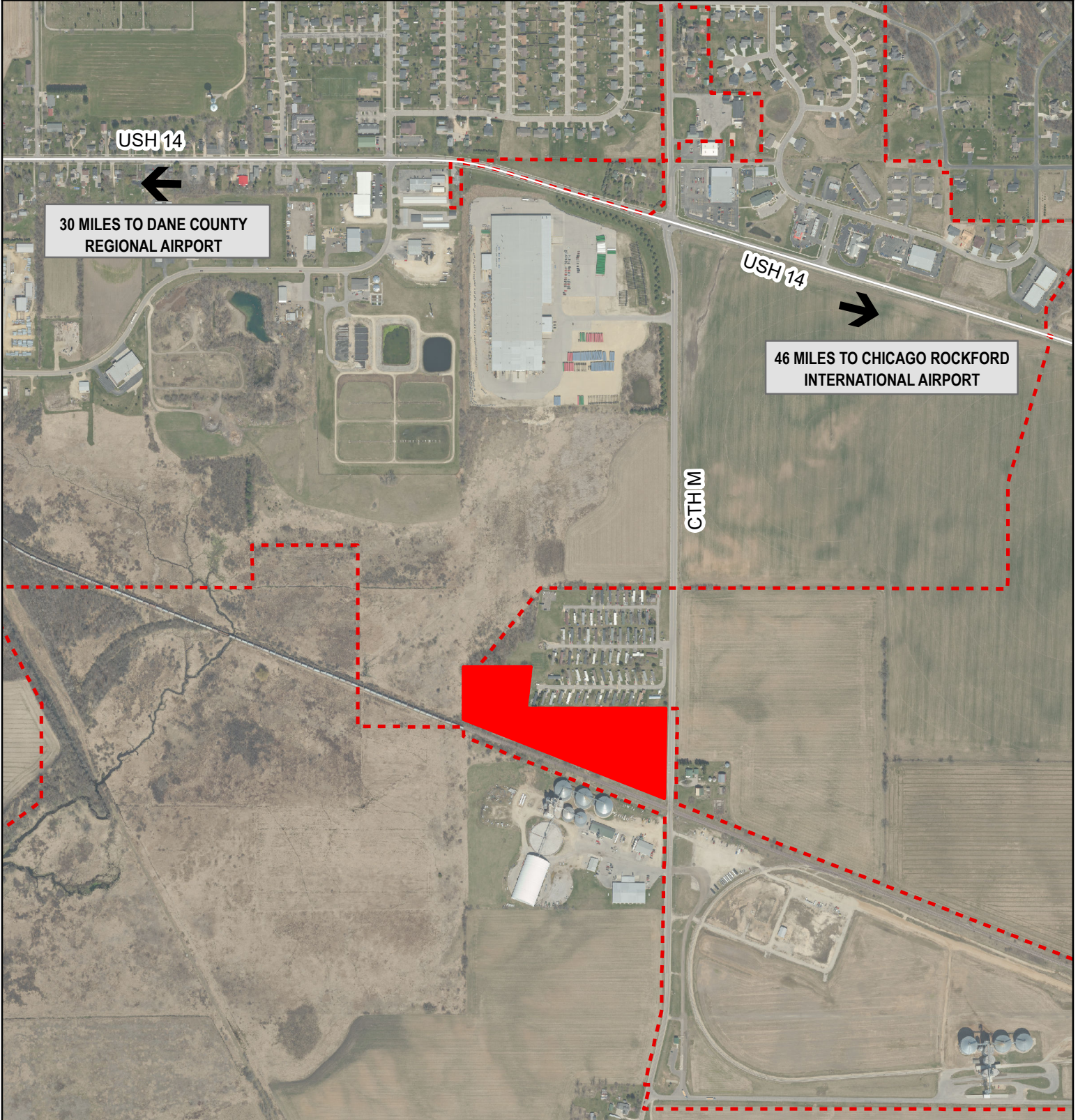
LEGEND

- Parcel for Development
- City Boundary

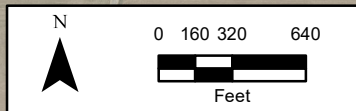
Transportation Infrastructure: City of Evansville

Rock County, Wisconsin

Map 3-2



Airports	Miles
Dane County Regional	30.3
Chicago Rockford International	46.3
General Mitchell International	81.2
O'Hare International	111



LEGEND

- Parcel for Development
- City Boundary

Rail Infrastructure: City of Evansville
Rock County, Wisconsin

Map 4-1

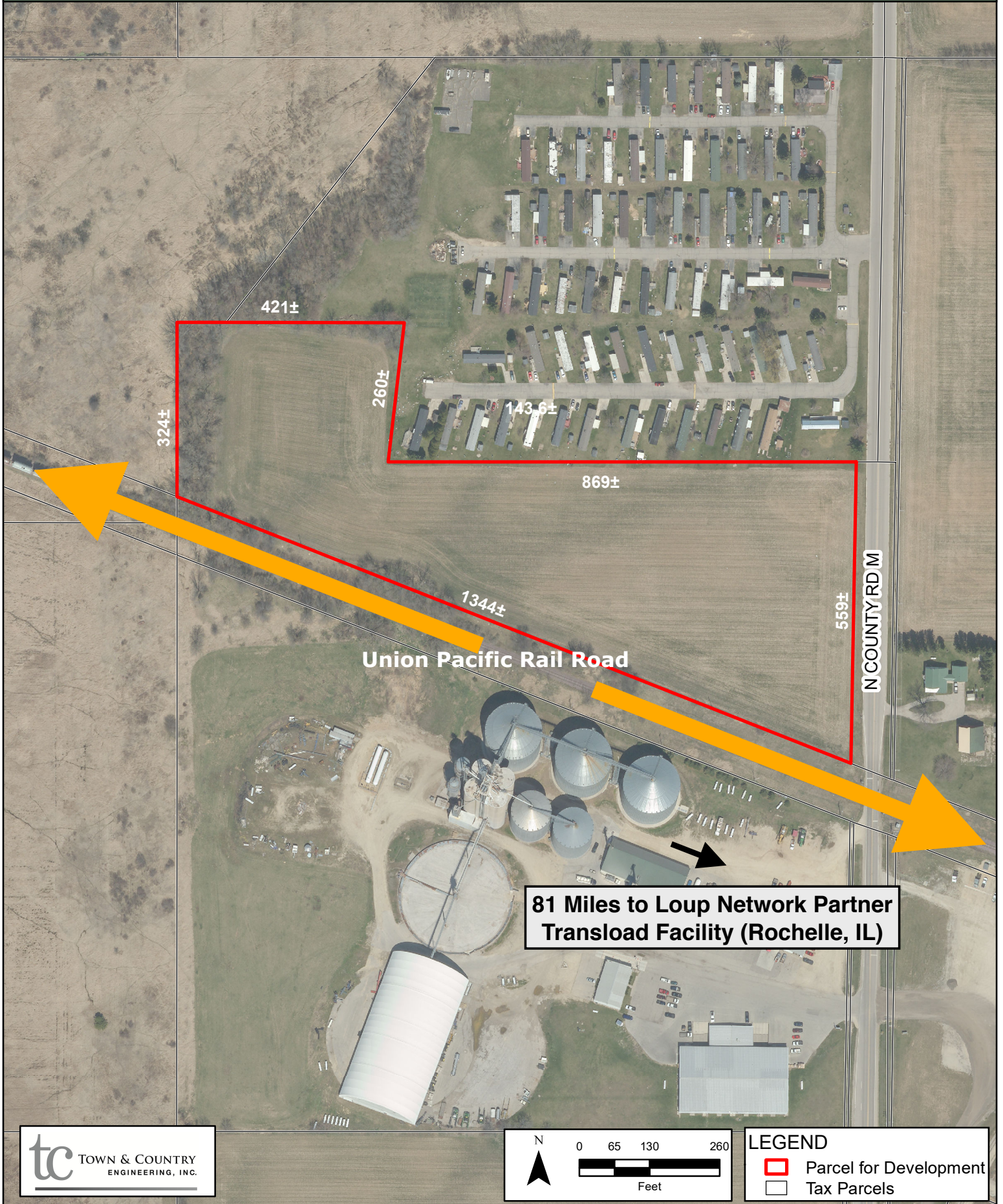
Union Pacific Rail System Map



Rail Infrastructure: City of Evansville

Rock County, Wisconsin

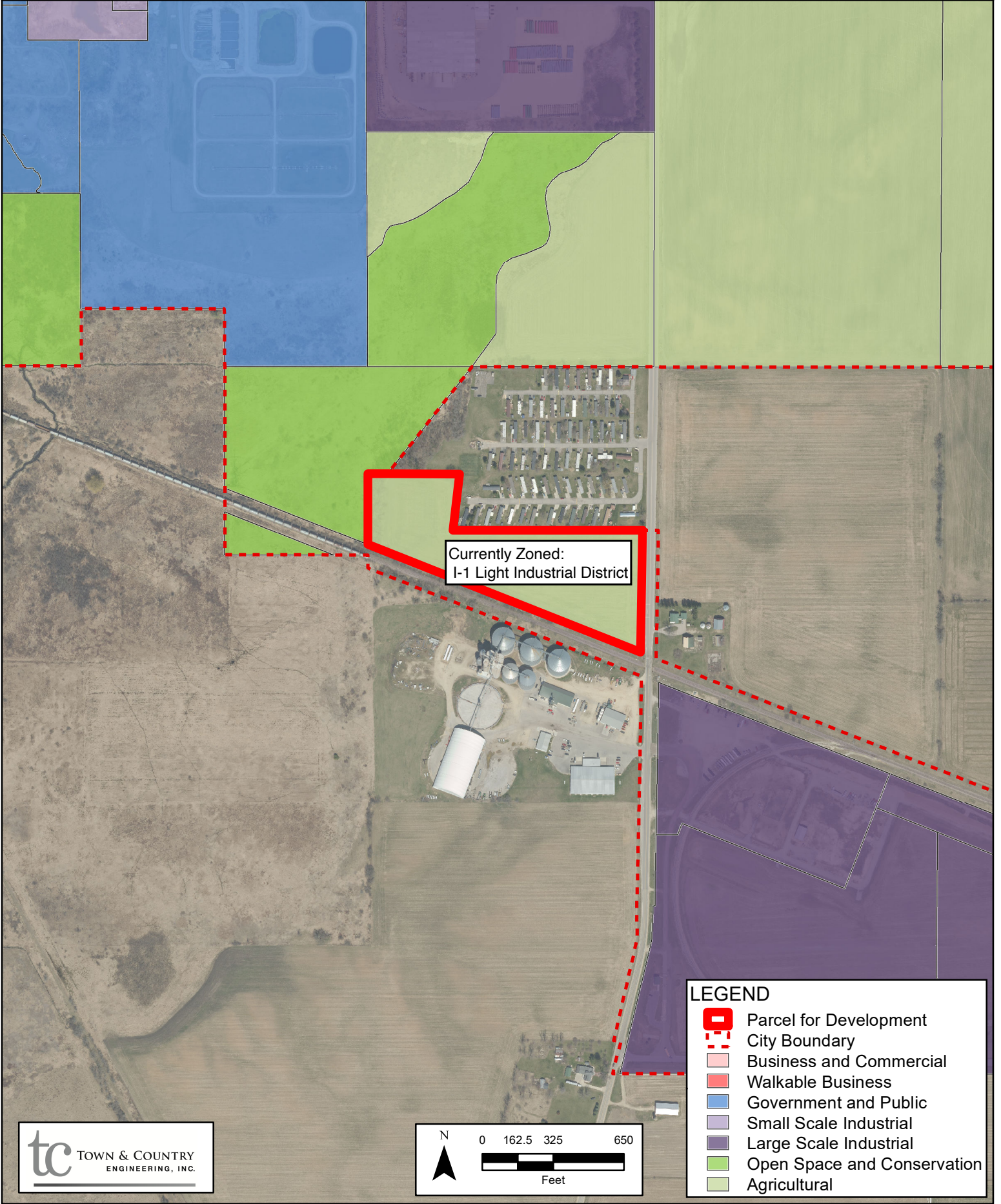
Map 4-2



Existing Land Use: City of Evansville

Rock County, Wisconsin

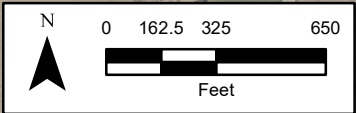
Map 5-1



Currently Zoned:
I-1 Light Industrial District

LEGEND

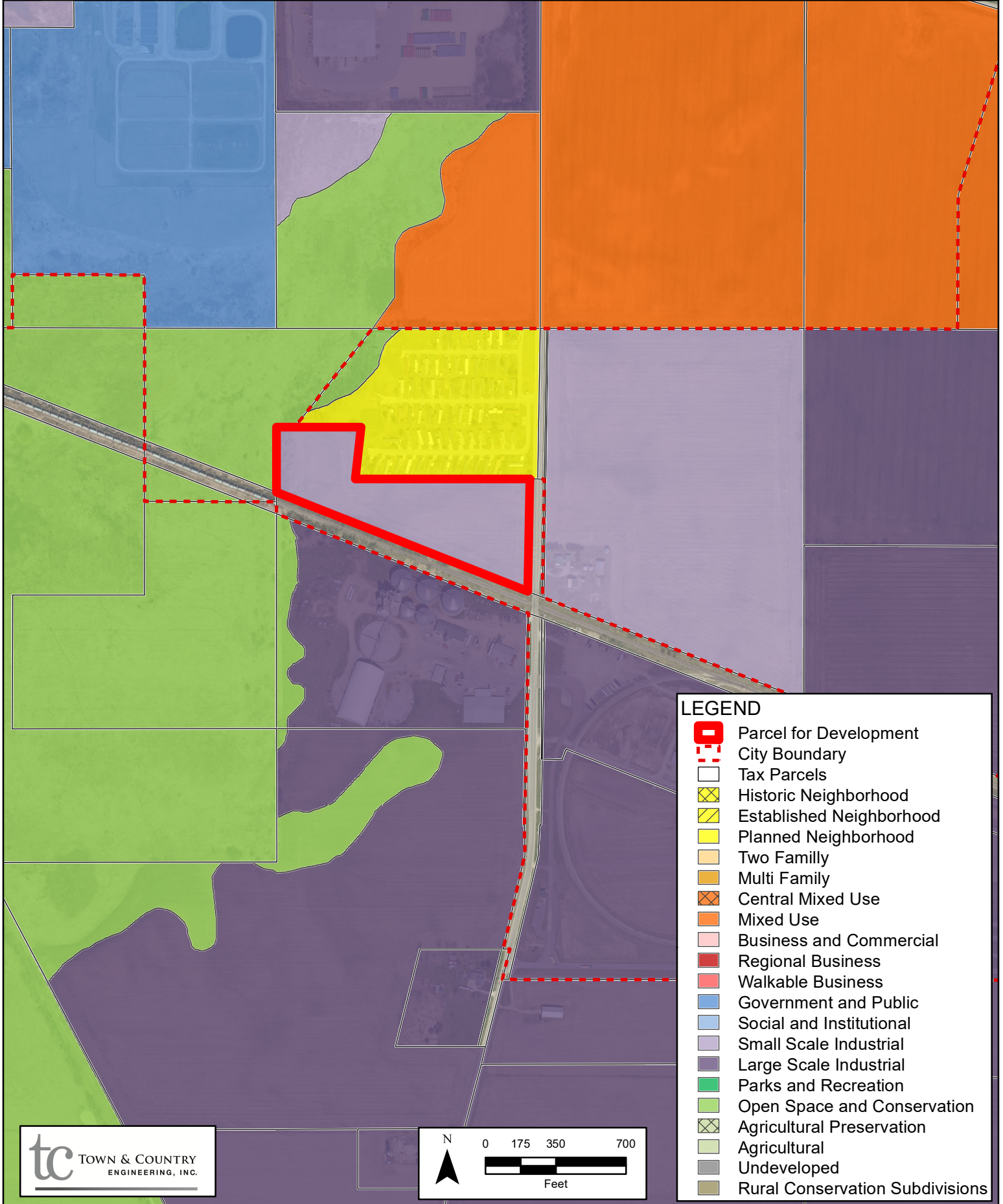
- Parcel for Development
- City Boundary
- Business and Commercial
- Walkable Business
- Government and Public
- Small Scale Industrial
- Large Scale Industrial
- Open Space and Conservation
- Agricultural



Future Land Use: City of Evansville

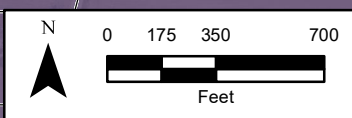
Rock County, Wisconsin

Map 5-2



LEGEND

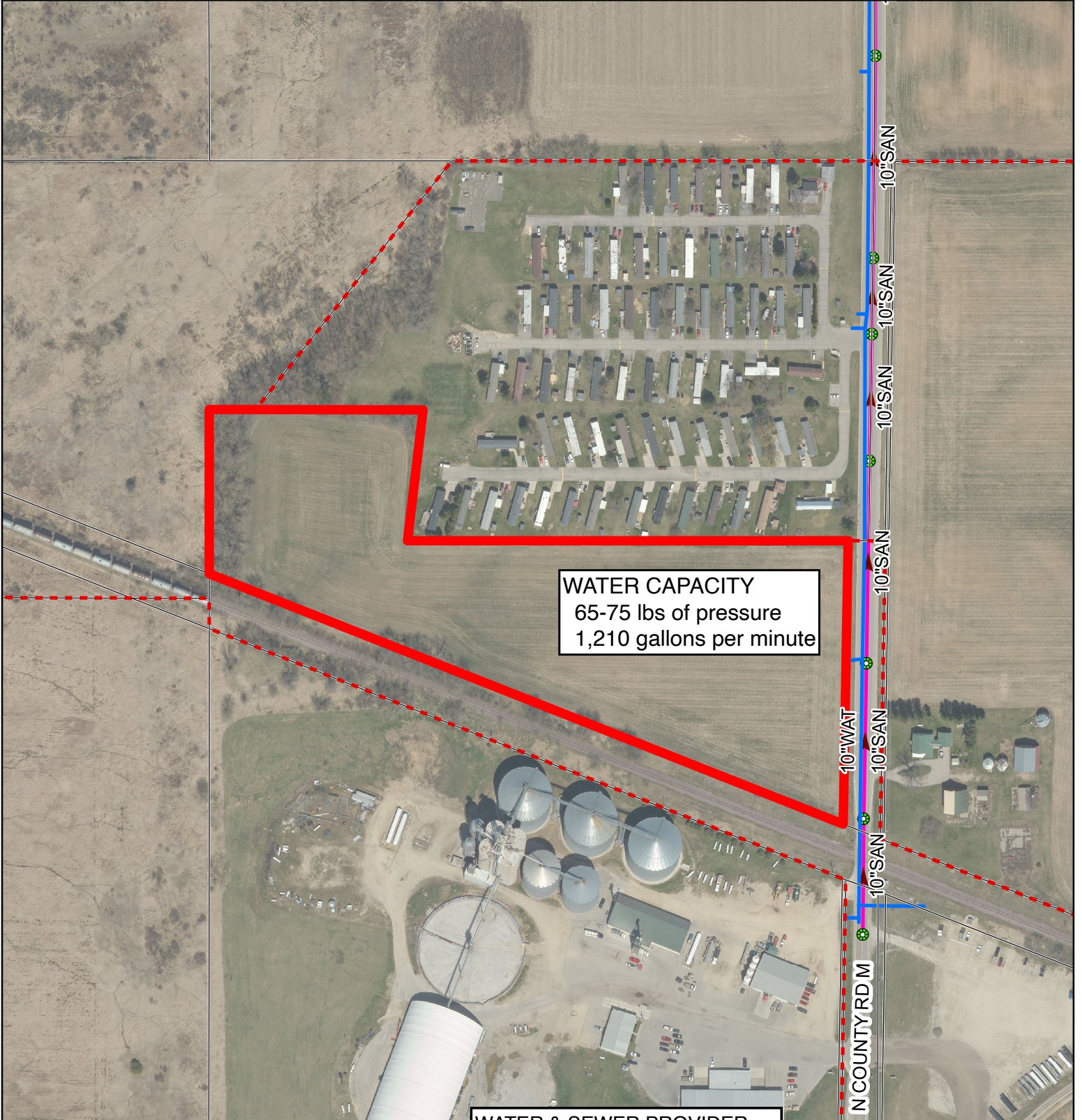
- Parcel for Development
- City Boundary
- Tax Parcels
- Historic Neighborhood
- Established Neighborhood
- Planned Neighborhood
- Two Family
- Multi Family
- Central Mixed Use
- Mixed Use
- Business and Commercial
- Regional Business
- Walkable Business
- Government and Public
- Social and Institutional
- Small Scale Industrial
- Large Scale Industrial
- Parks and Recreation
- Open Space and Conservation
- Agricultural Preservation
- Agricultural
- Undeveloped
- Rural Conservation Subdivisions



Water & Sewer Services: City of Evansville

Rock County, Wisconsin

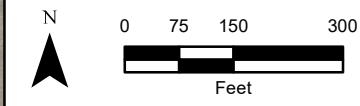
Map 6



WATER CAPACITY
65-75 lbs of pressure
1,210 gallons per minute

WATER & SEWER PROVIDER
Evansville Water & Light
Phone: (608) 882-2266
Email: utility@ci.evansville.wi.gov

- LEGEND**
- Parcel for Development
 - City Boundary
 - Tax Parcels
 - Water Mains
 - Sanitary Manhole
 - Gravity Sewers



PLAT OF SURVEY

STATE OF WISCONSIN
COUNTY OF ROCK SS.

I HEREBY CERTIFY THAT I HAVE SUPERVISED THE SURVEY OF THE PROPERTY DESCRIBED HEREON FOR THE EXCLUSIVE USE OF THE CITY OF EVANSVILLE AND THAT AND TO THE BEST OF MY KNOWLEDGE AND BELIEF THE PLAT HEREON DRAWN CORRECTLY REPRESENTS SAID SURVEY AND ITS LOCATION AND COMPLIES WITH CHAPTER A-E7.

GIVEN UNDER MY HAND AND SEAL THIS 21ST DAY OF FEBRUARY, 2017, AT JANESVILLE, WISCONSIN.

Ronald J. Combs
P.L.S. Number 1330

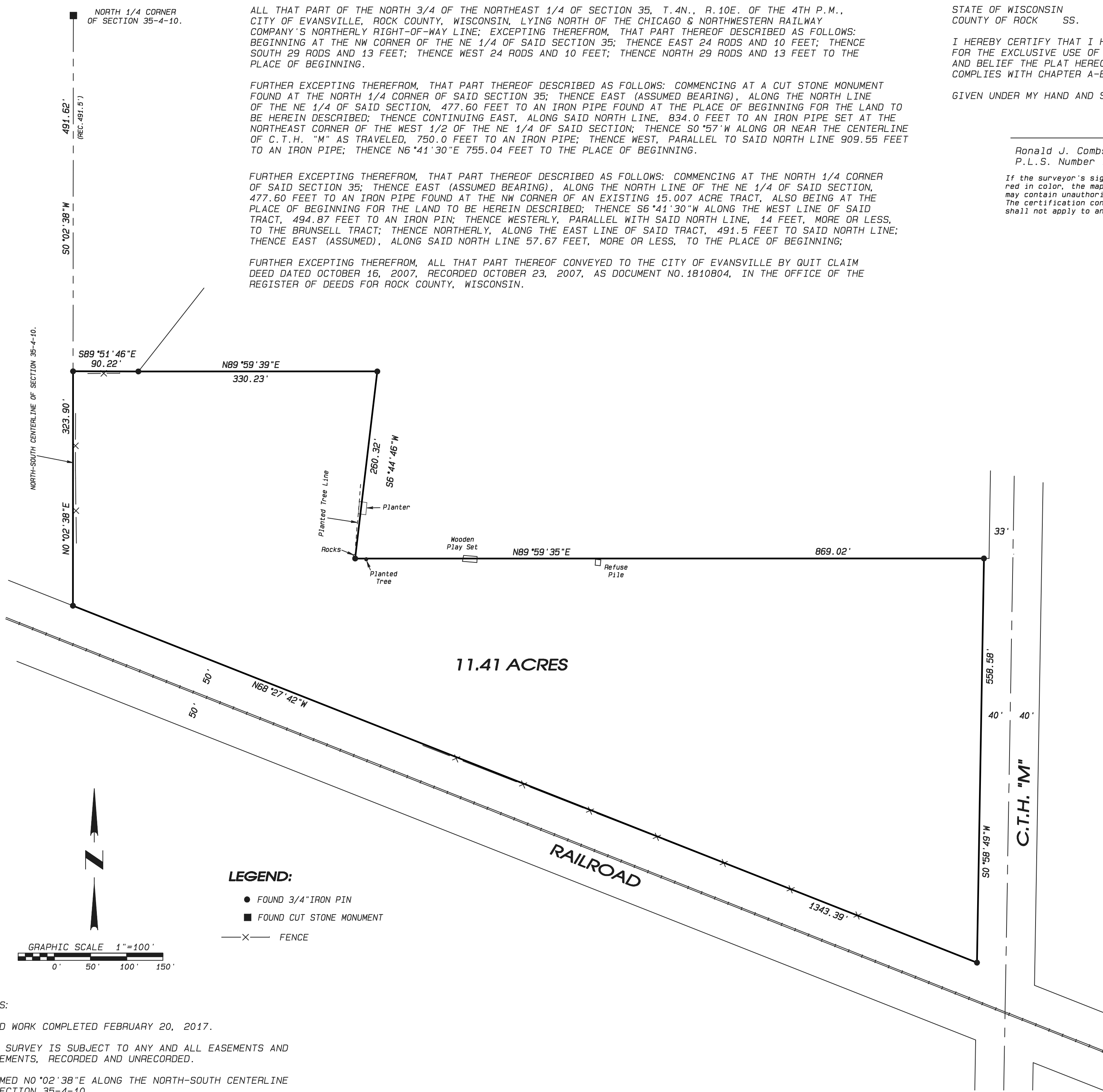
If the surveyor's signature is not red in color, the map is a copy and may contain unauthorized alterations. The certification contained hereon shall not apply to any copies.

ALL THAT PART OF THE NORTH 3/4 OF THE NORTHEAST 1/4 OF SECTION 35, T.4N., R.10E. OF THE 4TH P.M., CITY OF EVANSVILLE, ROCK COUNTY, WISCONSIN, LYING NORTH OF THE CHICAGO & NORTHWESTERN RAILWAY COMPANY'S NORTHERLY RIGHT-OF-WAY LINE; EXCEPTING THEREFROM, THAT PART THEREOF DESCRIBED AS FOLLOWS: BEGINNING AT THE NW CORNER OF THE NE 1/4 OF SAID SECTION 35; THENCE EAST 24 RODS AND 10 FEET; THENCE SOUTH 29 RODS AND 13 FEET; THENCE WEST 24 RODS AND 10 FEET; THENCE NORTH 29 RODS AND 13 FEET TO THE PLACE OF BEGINNING.

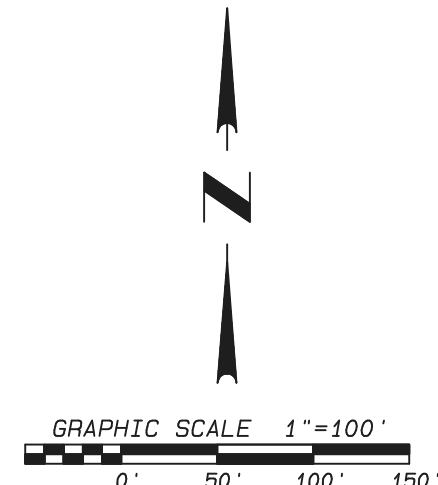
FURTHER EXCEPTING THEREFROM, THAT PART THEREOF DESCRIBED AS FOLLOWS: COMMENCING AT A CUT STONE MONUMENT FOUND AT THE NORTH 1/4 CORNER OF SAID SECTION 35; THENCE EAST (ASSUMED BEARING), ALONG THE NORTH LINE OF THE NE 1/4 OF SAID SECTION, 477.60 FEET TO AN IRON PIPE FOUND AT THE PLACE OF BEGINNING FOR THE LAND TO BE HEREIN DESCRIBED; THENCE CONTINUING EAST, ALONG SAID NORTH LINE, 834.0 FEET TO AN IRON PIPE SET AT THE NORTHEAST CORNER OF THE WEST 1/2 OF THE NE 1/4 OF SAID SECTION; THENCE S0°57'W ALONG OR NEAR THE CENTERLINE OF C.T.H. "M" AS TRAVELED, 750.0 FEET TO AN IRON PIPE; THENCE WEST, PARALLEL TO SAID NORTH LINE 909.55 FEET TO AN IRON PIPE; THENCE N6°41'30"E 755.04 FEET TO THE PLACE OF BEGINNING.

FURTHER EXCEPTING THEREFROM, THAT PART THEREOF DESCRIBED AS FOLLOWS: COMMENCING AT THE NORTH 1/4 CORNER OF SAID SECTION 35; THENCE EAST (ASSUMED BEARING), ALONG THE NORTH LINE OF THE NE 1/4 OF SAID SECTION, 477.60 FEET TO AN IRON PIPE FOUND AT THE NW CORNER OF AN EXISTING 15.007 ACRE TRACT, ALSO BEING AT THE PLACE OF BEGINNING FOR THE LAND TO BE HEREIN DESCRIBED; THENCE S6°41'30"W ALONG THE WEST LINE OF SAID TRACT, 494.87 FEET TO AN IRON PIN; THENCE WESTERLY, PARALLEL WITH SAID NORTH LINE, 14 FEET, MORE OR LESS, TO THE BRUNSSELL TRACT; THENCE NORTHERLY, ALONG THE EAST LINE OF SAID TRACT, 491.5 FEET TO SAID NORTH LINE; THENCE EAST (ASSUMED), ALONG SAID NORTH LINE 57.67 FEET, MORE OR LESS, TO THE PLACE OF BEGINNING;


FURTHER EXCEPTING THEREFROM, ALL THAT PART THEREOF CONVEYED TO THE CITY OF EVANSVILLE BY QUIT CLAIM DEED DATED OCTOBER 16, 2007, RECORDED OCTOBER 23, 2007, AS DOCUMENT NO.1810804, IN THE OFFICE OF THE REGISTER OF DEEDS FOR ROCK COUNTY, WISCONSIN.



- LEGEND:**
- FOUND 3/4" IRON PIN
 - FOUND CUT STONE MONUMENT
 - X— FENCE

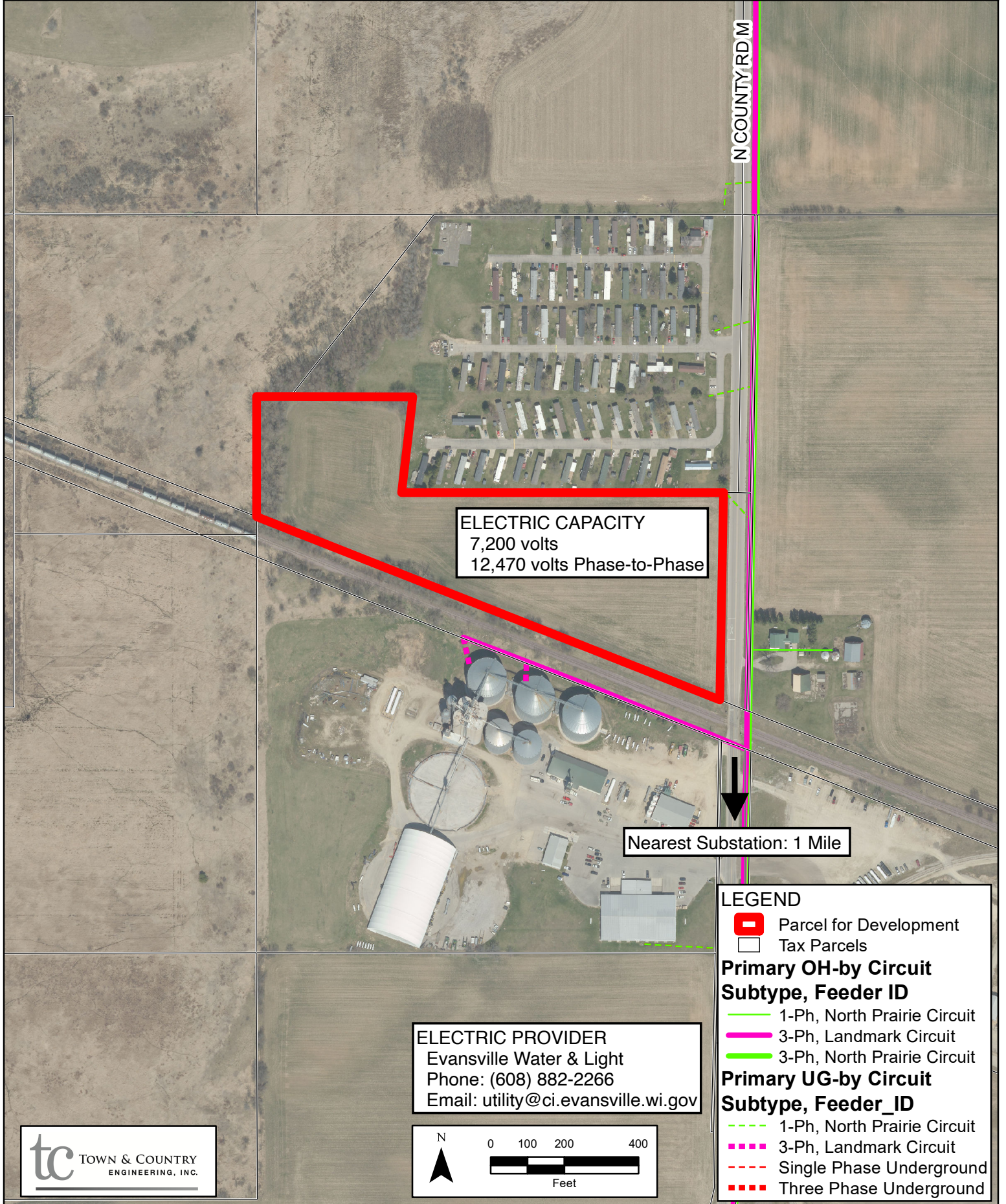


NOTES:
FIELD WORK COMPLETED FEBRUARY 20, 2017.
THIS SURVEY IS SUBJECT TO ANY AND ALL EASEMENTS AND AGREEMENTS, RECORDED AND UNRECORDED.
ASSUMED N0°02'38"E ALONG THE NORTH-SOUTH CENTERLINE OF SECTION 35-4-10.

 <p>109 W. Milwaukee St. Janesville, WI 53548 www.combsurvey.com</p>	• LAND SURVEYING • LAND PLANNING • CIVIL ENGINEERING	DATE 02/21/17 BY sll PROJECT NO. 117-050 CLIENT CITY OF EVANSVILLE
	tel: 608 752-0575 fax: 608 752-0534	

Electric: City of Evansville Rock County, Wisconsin

Map 8

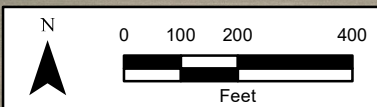


ELECTRIC CAPACITY
7,200 volts
12,470 volts Phase-to-Phase

Nearest Substation: 1 Mile

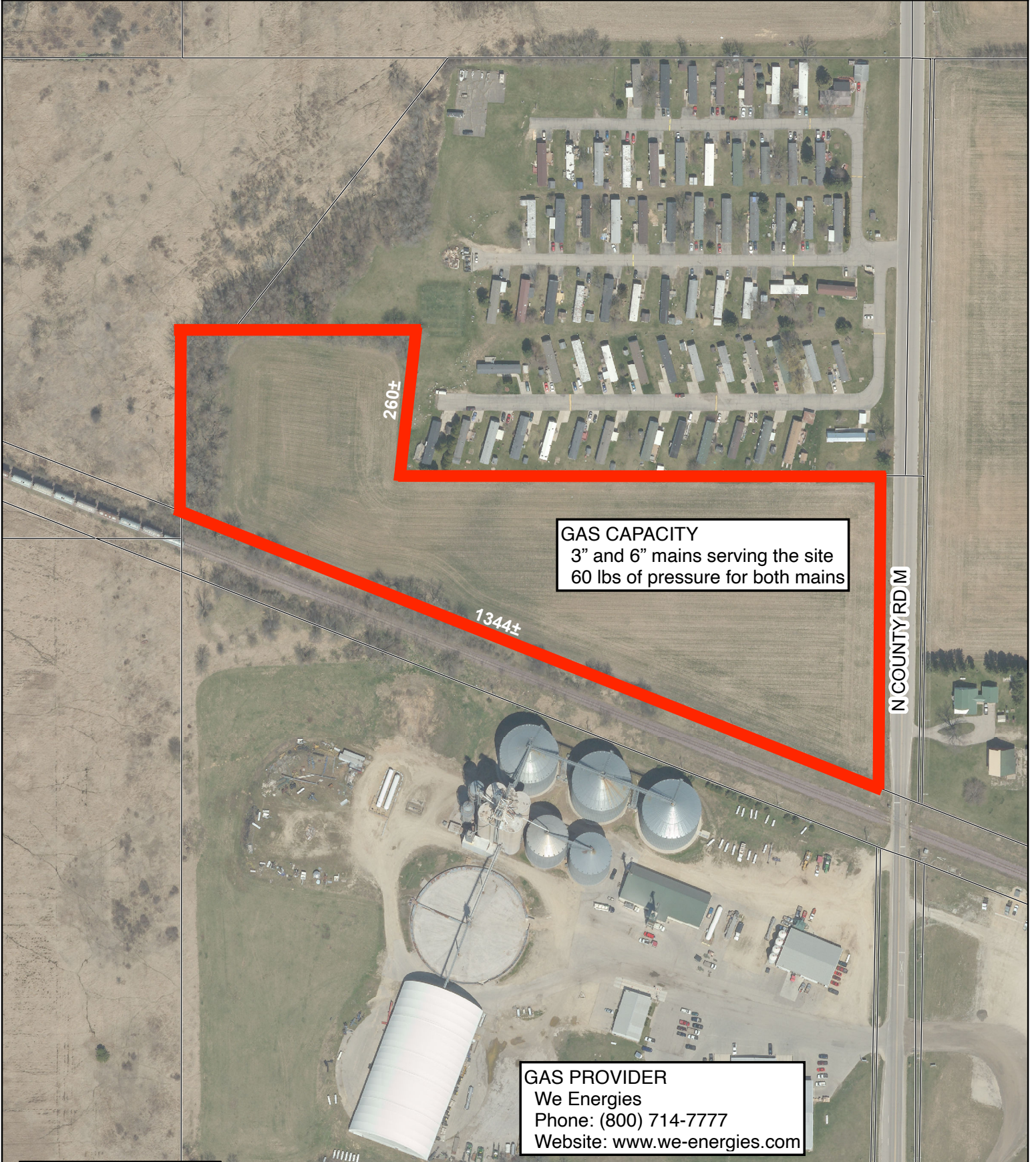
ELECTRIC PROVIDER
Evansville Water & Light
Phone: (608) 882-2266
Email: utility@ci.evansville.wi.gov

- LEGEND**
- Parcel for Development
 - Tax Parcels
 - Primary OH-by Circuit**
 - Subtype, Feeder ID**
 - 1-Ph, North Prairie Circuit
 - 3-Ph, Landmark Circuit
 - 3-Ph, North Prairie Circuit
 - Primary UG-by Circuit**
 - Subtype, Feeder_ID**
 - 1-Ph, North Prairie Circuit
 - 3-Ph, Landmark Circuit
 - Single Phase Underground
 - Three Phase Underground



Gas: City of Evansville

Rock County, Wisconsin



GAS CAPACITY
3" and 6" mains serving the site
60 lbs of pressure for both mains

GAS PROVIDER
We Energies
Phone: (800) 714-7777
Website: www.we-energies.com

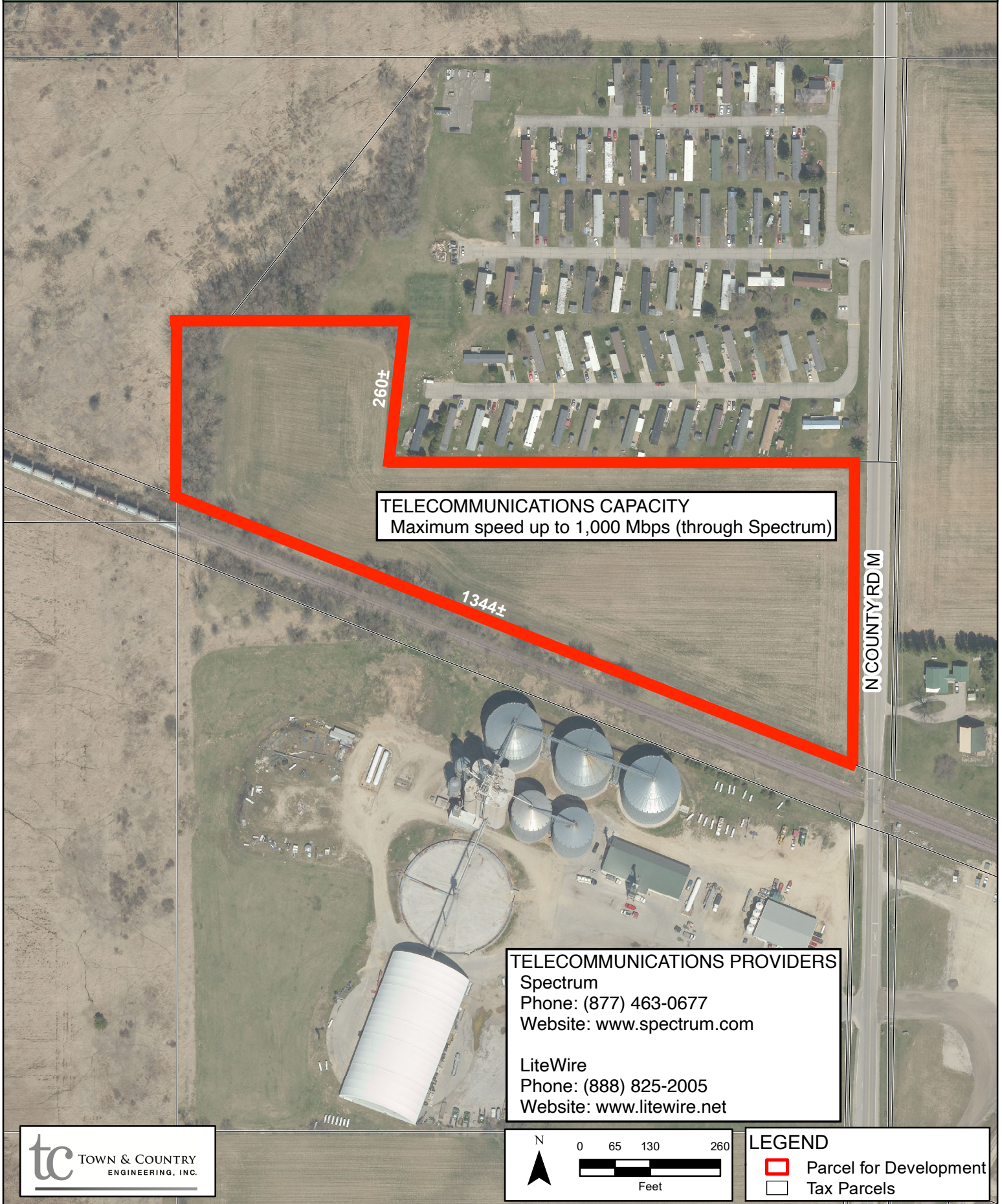


LEGEND	
	Parcel for Development
	Tax Parcels

Telecommunications: City of Evansville

Rock County, Wisconsin

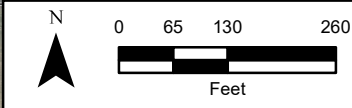
Map 10



TELECOMMUNICATIONS CAPACITY
Maximum speed up to 1,000 Mbps (through Spectrum)

TELECOMMUNICATIONS PROVIDERS
Spectrum
Phone: (877) 463-0677
Website: www.spectrum.com

LiteWire
Phone: (888) 825-2005
Website: www.litewire.net


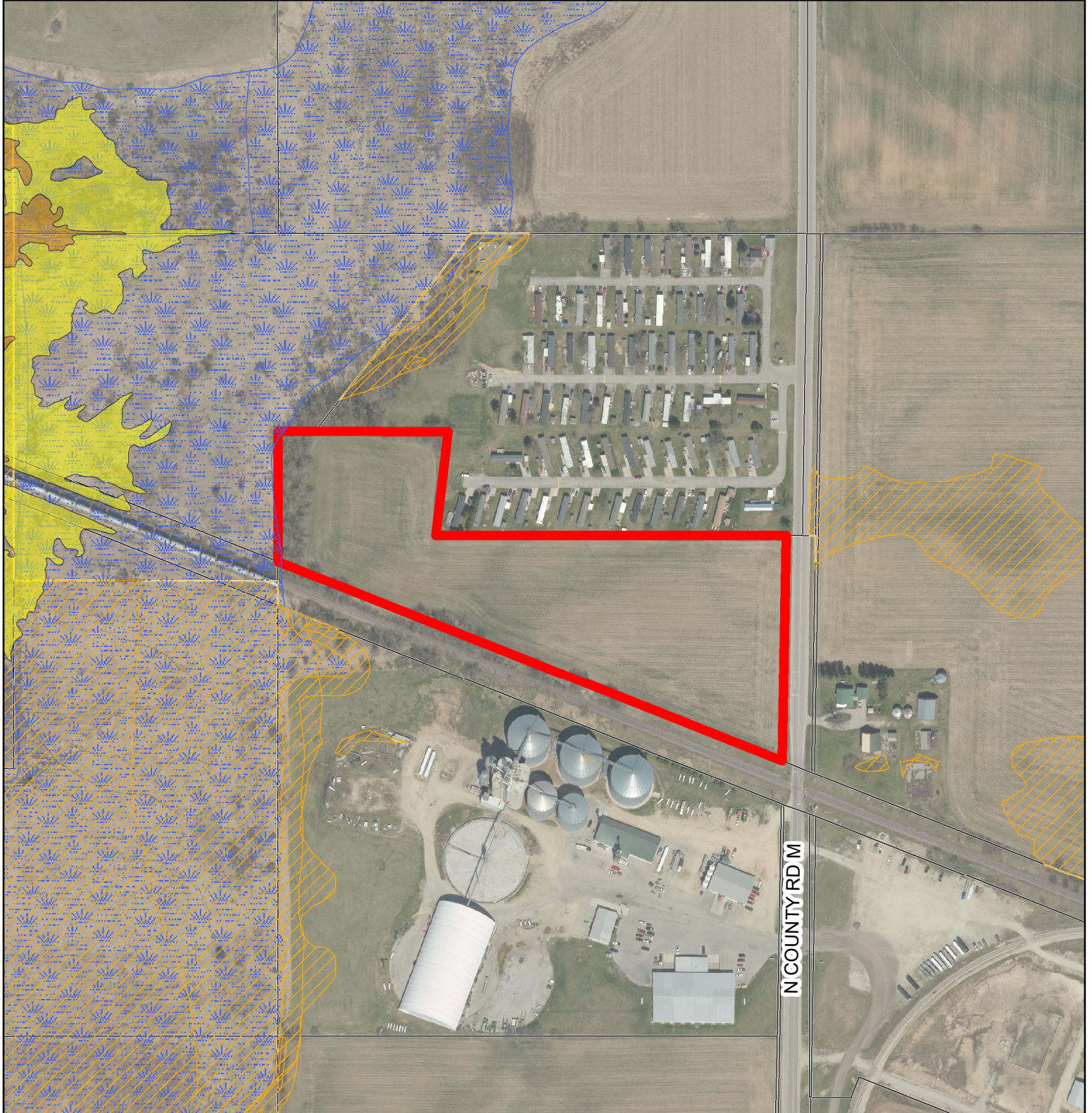


LEGEND	
	Parcel for Development
	Tax Parcels

Floodplain & Wetland: City of Evansville

Rock County, Wisconsin

Map 11

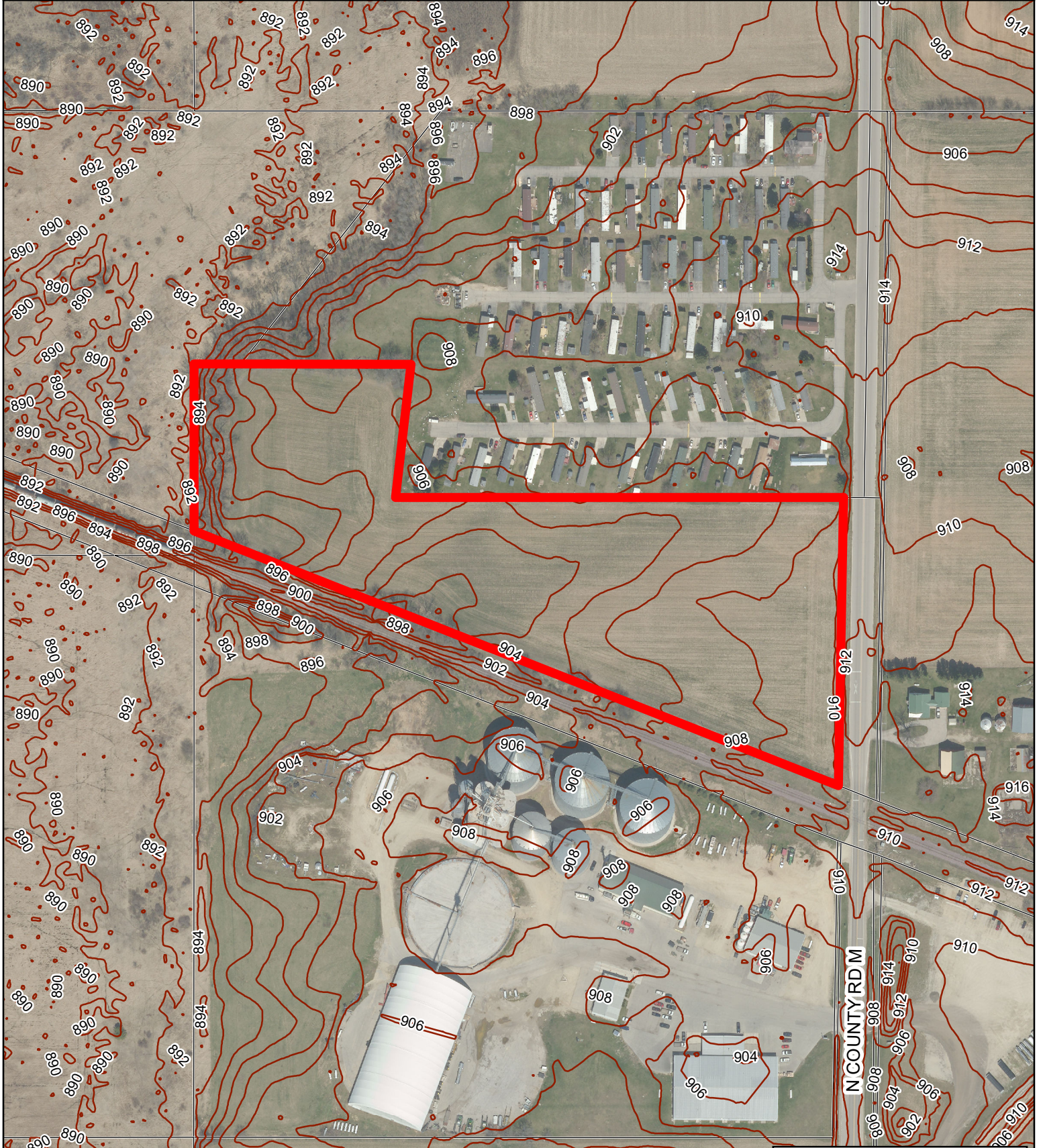


LEGEND	
	General Floodplain
	Floodfringe
	Floodway
	Environmentally Sensitive Areas
	Wetland Inventory
	Parcel for Development
	Tax Parcels

Topographic Features: City of Evansville

Rock County, Wisconsin

Map 12



LEGEND	
	Parcel for Development
	Contours
	Tax Parcels

Local Advantages and Incentives for 551 S Cty. Rd M (Exhibit 13)

Overview

The following document is an outline of the 551 S Cty. Rd M rail site along with the local advantages and potential available incentives to a prospective business.

Site Basics:

- 11.41 acres with a potential for a building footprint up to 100,000 square feet.
- Currently zoned light industrial with 25 to 100 foot minimum setbacks
- City of Evansville data:
 - Local population of 5,312. (2019 ACS)
 - Local labor force of 2,892. (2019 ACS)
 - Median Age of 35.7. (2019 ACS)
 - Median household income of \$70,828. (2019 ACS)
 - Mean commuter travel time of 28.9 minutes. (2019 ACS)
- Regional data (Dane and Rock Counties):
 - Regional population of 710,049. (2019 ACS)
 - Regional labor force of 407,365. (2019 ACS)

Advantages of the site:

- Rail access through Union Pacific
- Located on the outskirts of town to allow for highway access. Well under 5 minutes to 55 MPH for trucks via S Cty. Rd M to HWY 14.
- Proximity to Janesville and Madison and I90/94 via HWY 14. Interstate I-90 only 16 miles away (21 minutes) via HWY 14 in Janesville, WI.
- Agricultural community with other Ag businesses nearby.
- Multiple larger manufacturers within Evansville including nearby Stoughton Trailers, Baker Manufacturing, and Bluescope Buildings North America.
- All utilities are in place (to the street) and sufficient for several different user types.
 - Municipal utility that provides water and electricity.
 - Rated fastest response time in the nation for a municipal utility.

Advantages of Evansville, WI:

- Close proximity to both Madison and Janesville with a regional labor force of 407,365 (2019 ACS)
- Fastest growing community in Rock County
- Cost of living nearly 12% lower than the national average.
- Best place to live in Rock County and “One of the best places to live in Wisconsin” – niche.com
- “Best City for Young Families” – nerdwallet.com

Local Incentives

There are several local incentives that would be available to new businesses. A brief list of those incentives and programs potentially available are as follows. This is not an all-inclusive list as there are also multiple regional, state, and federal programs that might be applicable.

- Local Resources:
 - Evansville Building Improvement Grant (BIG):
This is a matching grant of up to \$1200 for facade, sign, and entry improvements in the historic downtown. Please contact Jason Sergeant for more details at: (608) 882-2285
 - Evansville Revolving Loan Fund (RLF):
The Economic Development Committee administers a revolving loan fund below market rates for businesses throughout the city. Issuance of a loan from this fund requires review and approval by the Loan Review Board, Economic Development Committee, and Common Council. For more information, please see the following:
 - Program Policies and Procedures Manual:
https://www.ci.evansville.wi.gov/content/Econ_Development/RLF%20Manual%202016%20UPDATES%2003-17%20FINAL.pdf
 - Applicant Information: Instructions, Checklist, and Application:
https://www.ci.evansville.wi.gov/content/Econ_Development/RLF%20Application,%20Checklist%20and%20Instructions%202016%20UPDATED%203-21.pdf
 - TID District:
The 551 S Cty. Rd M site is not currently located in a TID district. However, it is located next to a TID district. Depending on the potential business the TID district may be expanded to include the site or a new TID district could be created.
- Other Resource Types:
There are several regional, state, and federal programs also available. Below are the main categories that these programs fall into. For more information on these programs please contact Jason Sergeant at: (608) 882-2285
 - Entrepreneurial & Small Business Finance Assistance
 - Energy Efficiency Grants & Loans
 - Workforce Training Assistance
 - Income Tax Credits & Capital Gains Exclusions
 - Infrastructure Programs
 - Capital Financing and Lending Programs
 - Export Assistance Programs

CITY OF EVANSVILLE
ORDINANCE 2021-10

Style Definition: Style1: Font: Not Bold

Amending Chapter 122 of the Municipal Code, Relative to Winter Parking Restrictions

The Common Council of the City of Evansville, Rock County, Wisconsin, do hereby ordain as follows:

Formatted: Font color: Custom Color(RGB(31,29,35)), Character scale: 105%

Sec. 122-126(a), Prohibited parking; removal of vehicles, shall be amended as follows:

Sec. 122-126. Winter parking restrictions.

~~(a) Prohibited parking; removal of vehicles~~Parking during and after snow emergency; restrictions. ~~No motor vehicle, trailer, semitrailer, motor home or mobile home shall be parked in the city within the turning radius of a cul de sac or on the odd-numbered side of the street on the even-numbered calendar days or on the even-numbered side of the street on the odd-numbered calendar days between November 30 and April 1 each year during the hours between 1:00 a.m. and 7:00 a.m., and any vehicle parked in violation of this section may be removed from the street by the city police at the cost of the owner thereof, and in addition thereto the owner shall be liable for and subject to penalties provided by ordinance. This section shall not apply to streets where parking is limited to one side of the street or to streets where parking is restricted by ordinance. A snow removal emergency is defined based upon forecasted information or observed conditions, and that the accumulation of ice, snow, whether from snow falls, snowfall or drifting, necessitates snowplowing, snow removal or pavement treatments. Any vehicle parking or left standing in violation of this section may be ticketed a minimum ticket fine of \$100 and/or removed by or under the direction of the City of Evansville Police Department or StreetsMunicipal Services Department. The expense of any such removal may be charged to the owner of the vehicle. Removal of said vehicle shall not prevent prosecution under this section.~~

~~(b) Installation of signs~~Signs and posting. ~~The Director of Municipal Services The superintendent of municipal services~~ shall procure, erect and maintain appropriate traffic signs or markers giving notice of the provisions of this section at or reasonably near the corporate limits on all state and county trunk highways informing motorists when winter parking regulations are in effect.

~~(c) Notification.~~ Notifications will shall be made via a press release issued by the Police Department or StreetsMunicipal Services Department. Failure to receive such notifications shall not excuse any person from the provisions of this subsection.

Formatted: Font: 12 pt, Italic

(Code 1986, § 7.03(2), Ord. 2012-27, Ord 2021-10)

Sec. 122-132. Municipal Parking Lots Restrictions. ~~Parking restrictions in public parking lots.~~

Formatted: Font: Bold

(a) On Monday through Friday of each week, no person shall park or leave standing any unoccupied vehicle in any public parking lot in the city for more than 12 continuous hours in one

calendar day. Merely moving the vehicle from one location to another within the same parking lot shall not interrupt the running of the 12-hour period.

(b) From Monday through Friday of each week, no person shall park or leave standing any unoccupied vehicle in any public parking lot in the city between the hours of 2:00 a.m. and 6:00 a.m., except in those areas designated for overnight parking by an annual or temporary residential parking permit and windshield sticker.

(c) No vehicle shall be parked at designated electric charging stations unless the vehicle is connected to the charging station and the charging station is active.

(d) The ~~chief of police~~ **Chief of Police** shall issue parking lot residential parking permits and windshield stickers pursuant to section 122-133.

(e) Notwithstanding the preceding provisions of this subsection, residents may park vehicles in the City of Evansville parking lots for no more than 48 consecutive hours while snow is being cleared from City streets during a snow emergency.

(Code 1986, § 7.03(6), Ord. 2004-11, Ord 2019-09, Ord 2021-10)

Sec. 122-133. Permits for overnight parking in ~~public~~ **Municipal Parking **L**ots.**

Formatted: Font: Bold

(a) *Eligibility; issuance.* Residents of the city may obtain from the chief of police a permit permitting overnight vehicle parking in designated areas of the city parking lots. Only one permit per resident of driving age shall be allowed. The applicant shall complete such form as required by the chief of police. The resident shall receive a sticker to be displayed on the vehicle windshield.

(b) *Temporary permit.* Temporary visitors to the city may obtain from the chief of police a temporary seven-day parking permit permitting overnight vehicle parking in designated areas of the parking lots of the city. The applicant shall complete such form as required by the chief of police. The visitor shall receive a temporary permit and dashboard card to be displayed in the vehicle windshield.

(c) *Snow emergency parking.* Residents may park vehicles within the City of Evansville Municipal Parking Lots without a permit and at no cost, for no more than 48 consecutive hours while snow is being cleared from City streets during a snow emergency.

(ed) *Fee.* There shall be a yearly fee, as established by the council from time to time by resolution and as set forth in appendix A, for each calendar year or fraction thereof, for the annual residential parking permit. There shall be no fee for the temporary residential parking permit ~~or for any city resident during a snow emergency.~~

Formatted: Indent: Left: 0", Right: 0"

(Code 1986, § 7.03(11), Ord 2021-10)

Passed and adopted this _____ day of _____, 2021

William Hurtley, Mayor

ATTEST:

Darnisha Haley, City Clerk

Introduced: 10/06/2021
First Reading: 10/12/2021
Second Reading: 00/00/0000
Adopted: 00/00/0000
Published: 00/00/0000 (within 10 days of adoption)

Formatted: Table Paragraph

Formatted: Space Before: 0 pt, Widow/Orphan control, Adjust space between Latin and Asian text, Adjust space between Asian text and numbers

**CITY OF EVANSVILLE
ORDINANCE #2021-11**

STOP SIGN ORDINANCE AMENDMENT

The Common Council of the City of Evansville, Rock County, Wisconsin, do ordain as follows:

Evansville Municipal Code Sec 122-62(b), Stop signs, is amended by adding the following location(s):

- S Seventh St and Badger Northeast side
- S Seventh St and Badger Northwest side
- S Seventh St and Badger Southeast side
- S Seventh St and Badger Southwest side
- S Seventh St and Westfield Ave Northeast side
- S Seventh St and Porter Rd Southeast side
- S Seventh St and Prairie View Dr Northeast side
- S Seventh St and Locust La Northeast side
- Stonewood Ct and Locust La Southwest side

This Ordinance shall be in full force and effect upon passage and publication.

Passed and adopted this _____ day of _____, 2021.

William C. Hurtley, Mayor

Darnisha Haley, City Clerk

Introduced: 00/00/2021
Adoption: 00/00/2021
Publication: 00/00/2021

