

NOTICE

A meeting of the City of Evansville Municipal Services Committee will be held at the location, on the date, and at the time stated below. Notice is further given that members of the Finance and Labor, Public Safety, Plan Commission and Economic Development Committee may be in attendance. Requests for persons with disabilities who need assistance to participate in this meeting should be made by calling City Hall at (608)-882-2266 with as much notice as possible.

City of Evansville **Municipal Services Committee**
City Hall, 31 S Madison St., Evansville, WI 53536
Tuesday, May 26, 2026 at 5:00 p.m.

AGENDA

1. Call to Order
2. Roll Call
3. Motion to Approve the Agenda
4. Motion to Waive the reading of the minutes of the April 28, 2026 Regular Meeting and Approve them as printed.
5. Civility Reminder
6. Citizen appearances
7. New Business
 - A. Hail Damage Update
 - B. Motion to Recommend to Common Council the Union Townline Substation Relay Bid
 - C. Sewer Credit Request
8. Electric & Water Utility
 - A. Discussion of the Preliminary Electric Capital Improvement Plan
 1. Truck order for 2028 to line up with the Capital Improvement Plan
 - B. Project Updates
 - C. Monthly Reports
 1. Electric Reports
 - a. Usage & Outages
 - b. Disconnections
 2. Water Usage Reports
 - D. WPPI Energy Report
 1. Orientation to WPPI
9. Public Works
 - A. Wastewater Utility
 1. Motion to Recommend to Common Council Resolution #2026-22, Review of the 2025 Compliance Maintenance Annual Report (CMAR)

- B.** Stormwater Utility
- C.** City Engineer Report
- D.** Cemetery Report
- E.** Parks and Recreation Report

10. Old Business

- A.** Update on Municipal Services Campus Planning

11. Next Meeting Dates:

- A.** June 30, 2026, at 5:00 p.m.
- B.** 2026: July 28, August 25, September 29, October 27 at 5 p.m. & December 3 at 3 p.m.

12. Adjourn.

City of Evansville **Municipal Services Committee**
 City Hall, 31 S Madison St., Evansville, WI 53536
 Tuesday, April 28, 2026 at 5:00 p.m.

MINUTES

1. **Call to Order:** Corridon called the meeting to order at 5:00 p.m.

2. **Roll Call:**

Members	Present/Absent	Others Present
Aldersperson Ben Corridon	P	Scott Kriebs, Municipal Services Director
Aldersperson Lita Droster (arrived 5:25 p.m.)	P	Jason Sergeant, City Administrator Abbey Barnes, Mayor
Aldersperson Bill Hurtley	P	Dale Roberts, Public Works Foreperson Brian Berquist, Town & Country Engineering

3. **Motion to Approve the Agenda by Corridon, seconded by Hurtley.**

Motion to Amend Agenda to change 7C and 7D recommendations to Common Council by Corridon, seconded by Hurtley. Motion passed 2-0.

Motion to Approve the Amended Agenda by Corridon, seconded by Hurtley. Motion passed 2-0.

4. **Motion to Waive the reading of the minutes of the March 31, 2026 Regular Meeting and Approve them as printed by Corridon, seconded by Hurtley. Motion passed 2-0.**

5. **Civility Reminder:** Corridon issued a reminder that all City Business shall be conducted with civility and decorum.

6. **Citizen appearances:**

Tony & Ann Kolash, 39 Mill St: Shared concerns about the street reconstruction project on their property and how their property was left after the project was complete. Berquist addressed the concerns and shared the work to still be completed this year.

9C: City Engineer Report given

Droster arrived

7. **New Business**

A. Hail Damage Update: Kriebs shared that City Hall roof has been scheduled. Sergeant shared that a bill has been received but no contract has been seen. There has been some movement on some of the Municipal Services buildings. No work will be done on the former Youth Center building or the Public Works building.

B. Update on Workgroup to include Rural or Industrial Rate Payer Representation: Corridon shared that at the last meeting there was discussion to have a workgroup as a subcommittee to Municipal Services to cover more technical details and to include industrial and rural rate payers. Sergeant explained a resolution that was at their seats for the workgroup. There was additional discussion about when or how often to meet, and discussion items that will be covered.

C. Discussion and Motion to Recommend to Finance and Labor Common Council MJ

Electric's Labor Bid of \$959,266 for the Union Townline Substation Construction pending on the review for RBO Resolution by Corridon, seconded by Hurtley. Motion passed 3-0.

Corridon shared concerns about not having a RBO for the project being over \$500,000. Kriebs shared that they use Union Labor but will send the resolution and verify with Forester that MJ Electric can meet the standards in the resolution.

D. Discussion and *Motion to Recommend to Finance and Labor Common Council the Purchase of a Digger Derrick Truck from Custom Truck at a Cost of \$306,550 by Corridon, seconded by Droster. Motion passed 3-0.*

Kriebs shared the outline of the Staff Report and the timeline for trying to purchase a truck. There was additional discussion on the funds needed to outfit the truck and if there would be a warranty on the truck.

8. Electric & Water Utility

- A. Discussion of the Preliminary Electric CIP:** Kriebs shared that there is a balance of jobs and truck replacement and to keep under \$1.5 million for each year. There was additional discussion about upcoming projects.
- B. Discussion of PSC Borrowing Order 1880-SB-101:** Kriebs shared that the items that were approved by the PSC and then walks through the justification of the borrowing.
- C. Project Updates:** Kriebs reported that there are weekly discussions with the Five Star foreman about restoration items. The construction phase is wrapping up and restoration is in process. Five Star is unsure of when the hard restoration crew would be coming in. Other items with updates included the Hwy 14 project, Doudlah Farms, pole inspections, and in town moving some houses to underground from overhead.

D. Monthly Reports

- 1. Electric Reports:** Kriebs covered the information in the packet. There was additional discussion about equipment replacement.
 - a. Usage & Outages
 - b. Disconnections
- 2. Water Usage Reports**

E. WPPI Energy Report

- 1. Value of Local Utility (VLU) \$3,000 to help fund the 4th of July Fireworks**
- 2. Value of Local Utility (VLU) \$1000 for Pool Passes for Give Aways for AWARE and for Ride the Parks Event**
- 3. Value of Local Utility (VLU) \$2000 to round out WPPI Super-grant for Evansville High School energy-efficient project bringing it to \$10,000**
- 4. Value of Local Utility (VLU) \$2000 to Sponsor a Shed at Community Gardens**

There was discussion about the reporting process for the AWARE free passes last year and needed to have a report that can be turned into WPPI for reimbursement. The cost for last year for AWARE was \$2080.

9. Public Works

- A. Update on Municipal Services Campus Planning:** There was a preliminary budget of \$6-\$10 million which has been submitted to Balwin and Pocan's offices for congressional allocation. There may need to be a trade-off with having no other borrowing done for a few years to be able to complete the project if it isn't approved at the federal level.
- B. Wastewater Utility:** Roberts reported that with all of the rain of the past couple weeks the plant was up over 1 million gallons a day.
- C. Stormwater Utility:** Kriebs had drove around to look at retention ponds and drainage after the rainfall on 4/17/2026 that caused flooding a nearby communities and everything looked high but still good.
- D. City Engineer Report:** Bergquist gave updates for projects (hail damage, Municipal Services Campus Planning, warranty work for the street's reconstructions, Lincoln Street Lift Station) around the city.
- E. Cemetery Report:** Nothing to report
- F. Parks and Recreation Report:** Roberts shared that the aluminum pier will be going in on Thursday and may be pulling the pier by the warming house.

10. Old Business

- A. Revisit flood concerns for new path along the creek:** Berquist answered questions that Droster had about elevation and materials used for path.

11. Next Meeting Dates:

- A.** May 26, 2026, at 5:00 p.m.
- B.** 2026: June 30, July 28, August 25, September 29, October 27 at 5:00 p.m. and December 3 at 3:00 p.m.

12. Adjourn: Corridon adjourned the meeting at 6:41 p.m.



"Excellence in electrical distribution design since 1981"

SENT BY EMAIL

May 1, 2026

Subject: Union Townline Substation Relay Panels
E02-22D Spec 4242

Dear Scott:

On April 23rd, 2026, at 1:00 PM local time, Forster Electrical Engineering publicly opened bids for the relay panels associated with the Union Townline Substation expansion project. A total of four (4) valid bids were received, ranging from \$108,952.00 to \$125,850.00.

Forster Electrical Engineering recommends awarding the contract to Schweitzer Engineering Laboratories (SEL) for a lump sum bid price of \$108,952.00.

This recommendation is based on the stated lead times provided by the relay panel suppliers. SEL's lead time was listed as 21 weeks after the contract is awarded, placing the arrival in early Q4 2026. The stated lead time will not cause detrimental delays to the substation project's Q4 2026 in-service date.

A preliminary bid tabulation is included as an attachment to this letter.

Sincerely,

FORSTER ELECTRICAL ENGINEERING, INC.


John Ketterhagen

Copy: Bruce Beth, P.E. (WI) Forster Electrical Engineering, Inc.

Attachments: E02-22D 4242 Preliminary Bid Tabulation

BID TABULATION
Evansville Water and Light
Relay Panels
Project E02-22D, Specification 4242
Bids opened April 23, 2026

Description	EP2	L&S	SEL	KVA
Base Bid Amount:	\$124,258.00	\$125,850.00	\$108,952.00	\$121,184.00
Bid Bond Received:	Yes	Yes	Yes	Yes
Are manufacturers rep included in bid price?	Yes	Yes	N/A	N/A
Lead time for structure dwgs, wiring diagrams, and panel layout:	28 Weeks	4 Weeks ARO	1 Week after PO	2-4
Lead Time for Delivery:	30 Weeks	18 Weeks ARO	21 Weeks after PO	22-24

	CITY OF EVANSVILLE Consent to Disclose Form
	City Hall 31 S. Madison St PO Box 529 Evansville, WI 53536

Requesting Entity Name: Evansville Water and Light

Contact Person: Marisa Miller or Donna Hammett

Mailing Address: 31 S Madison St, PO Box 529, Evansville, WI 53536

Phone: 608-882-2266 Fax: 608-882-2282 Email: m.miller@evansvillewi.gov
d.hammett@evansvillewi.gov

INFORMATION REQUESTED

The person or entity identified above requests customer information, including billing and usage data related to: electric; water; sewer; or all services provided by the utility. Such information includes your account balance, payment history and total use per billing period. The information provided by the utility may include any other information regarding your account contained in utility records.

Customer Explanation/Need for review:

WHEN WE RECEIVED THE APRIL 2026 WATER BILL, IT SHOWED A WATER USAGE OF 3800 CU.FT. COMPARED TO A NORMAL USAGE OF AROUND 340 CU.FT. AFTER INSPECTION BY PAT HARTIN AND ARNOLD PLUMBING OF BROOKLYN, THE CONSENSUS WAS THAT THE WATER LEAK WAS IN THE PIPING UNDER THE BASEMENT FLOOR. THEREFORE, THE WATER WASN'T GOING INTO THE SEWER. CAN THIS CHARGE FOR APRIL BE ADJUSTED IN SOME WAY? THIS EVIDENTLY HAD BEEN GOING ON SINCE APRIL 21ST, 2026 BUT WE HAD NO IDEA UNTIL WE

31 S. Madison St, Evansville WI 53536 / Phone 608.882.2266 / Fax 608.882.2282

www.evansvillewi.gov

GOT THE MONTHLY STATEMENT OF APRIL 15TH.
REPAIR WORK IS SCHEDULED FOR 6/2/26.

CUSTOMER'S CONSENT

Your information is treated as private by the utility and can only be disclosed as permitted by Wis. Stat. § 196.137. You are not required to authorize the disclosure of your customer information, and your decision not to authorize the disclosure will not affect your utility service.

By signing this form you acknowledge and agree that you are the customer(s) of record for this account and that you authorize the utility to disclose your customer information to the requesting entity listed on this form. This consent is valid until you terminate your service, or withdraw consent by sending a written request with your name and service address to the utility at the address specified at the top of this form. You may terminate this consent at any time.

Please complete this form and return it to the utility by mail, email, or fax as listed above:

CUSTOMER NAME: TERRY JOHNSON ACCOUNT NUMBER: 2939-10

SERVICE ADDRESS: 115 SHERMAN AVE EVANSVILLE, WI 53536

SIGNATURE OF CUSTOMER(S): Terry Johnson DATE: 5/18/26

SIGNATURE OF CUSTOMER(S): _____ DATE: _____

Office Personnel Only

On the date ___ / ___ / ___ the _____ reviewed this account

information and determined: _____

Attest: _____

STATEMENT

1/1




31 S Madison St., PO Box 529, Evansville, WI 53536
 608-882-2266 | www.evansvillewi.gov
 W & L Repair and Emergency: 608-882-2266

Account Number: 2939-10
 Customer: TERRY JORGENSEN
 Service Address: 115 SHERMAN AV
 Statement Date: 05/08/2026
 Service Period: 03/31/2026-05/01/2026
 Bill Type: REGULAR


STATEMENT ACTIVITY

	RATE	USAGE	CHARGES
PREVIOUS BALANCE			171.91
PAYMENT 04/10/2026			-171.91
BALANCE FORWARD			0.00
ELECTRIC SERVICE:			
RESIDENTIAL SERVICE 1-PHASE (RG1)			
Customer Charge			11.00
Energy Charge RG1	0.130800	644	84.24
Power Cost Adjustment	-0.013400	644	-8.63
Commitment to Community			1.00
Total Electric Charges			87.61
WATER SERVICE:			
Customer Charge			12.36
Usage Block 1	0.041100	1300	53.43
Usage Block 2	0.034000	2500	85.00
Public Fire Protection Charge			9.87
Total Water Charges			160.66
SEWER SERVICE:			
Customer Charge			15.00
Usage	0.072000	3800	273.60
Total Sewer Charges			288.60
STORMWATER:			
Stormwater Charge	11.87	1.00000	11.87
Total Stormwater Charges			11.87
CURRENT CHARGES			548.74
TOTAL AMOUNT DUE			548.74

Electric Usage Comparison



Water Usage Comparison

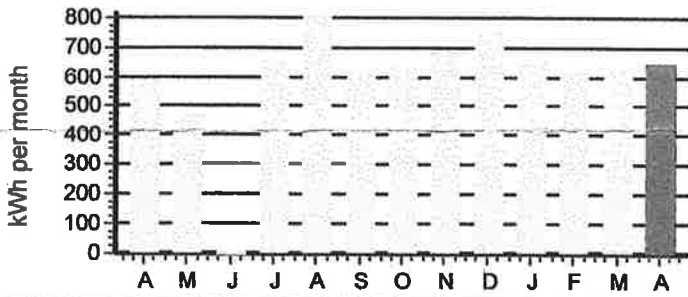


Current Meter Information


METER	SERVICE	READ DATES		BILLING DAYS	READ TYPE	CODE	METER READINGS		MULTIPLIER	USAGE	UNITS
		PREVIOUS	PRESENT				PREVIOUS	PRESENT			
8420190852	ELECTRIC	04/01/2026	05/01/2026	30	ON KWH	MR	2786	3105	1	319	kWh
8420190852	ELECTRIC	04/01/2026	05/01/2026	30	OF KWH	MR	2943	3268	1	325	kWh
8492104966	WATER	03/31/2026	05/01/2026	31		MR	11687	15487	1	3800	CU FT

Meter Reading Codes: MR = Meter Reading, CE = Computer Estimate, ME = Manual Estimate, RR = Reread

Your Electric Usage



Your Water Usage



PUBLIC POWER MEANS COMMUNITY

What does it mean to have a locally owned utility? To Evansville, it means giving back to the community and volunteering during the latest food drive. It's also providing clean energy options because we care about the local environment (after all, we live here too) and giving annual college scholarships. It means we're here when you need us.

Find out more at ci.evansville.wi.gov.

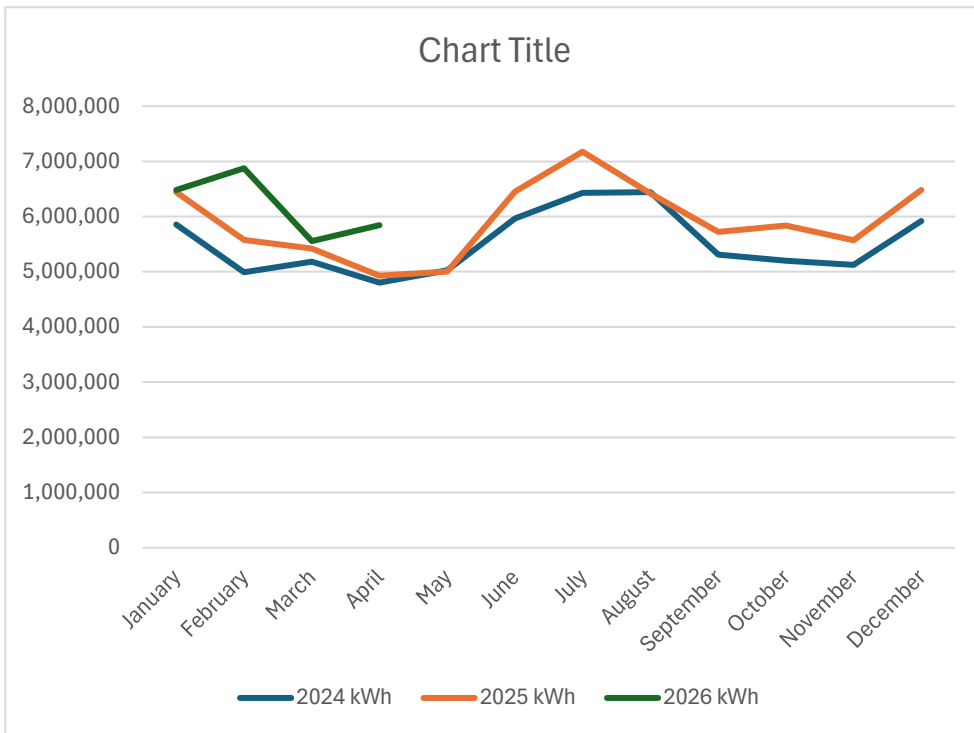
CONTACT INFORMATION

Office: Mon-Fri 7:30 a.m. to 4:00 p.m. at (608) 882-2266

BILL PAYMENT OPTIONS

By Mail or In Person At:

In Person At:



	2024 kWh	2025 kWh	2026 kWh
January	5,857,133	6,441,270	6,483,434
February	4,992,875	5,575,818	6,875,068
March	5,182,314	5,421,983	5,555,098
April	4,803,081	4,929,117	5,845,841
May	5,025,377	5,001,936	
June	5,963,472	6,451,257	
July	6,431,239	7,175,460	
August	6,442,556	6,416,114	
September	5,311,251	5,722,379	
October	5,202,242	5,835,851	
November	5,126,127	5,572,509	
December	5,918,225	6,483,434	

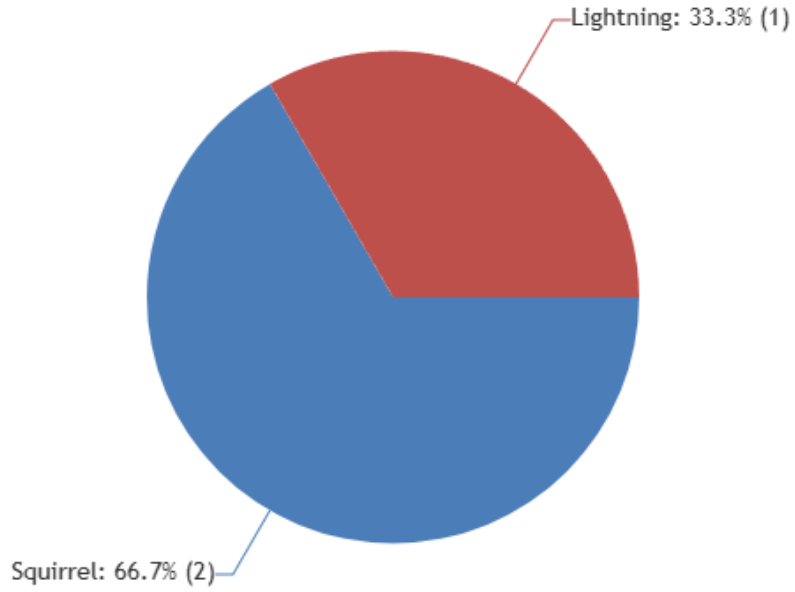
Search Criteria Used

Start Date: 05/01/2026; End Date: 05/23/2026;
Substations: EVN; Report on Outage Count

Statistics

Total Customers Affected	Average Customers Affected Per Outage	Count
6	2	3

Primary Cause Distribution



Cause	Count
Squirrel	2
Lightning	1

May Disconnection Data

May 8th	Notices Sent	Disconnection day May 20th
Residential	163	14
Commercial	17	4

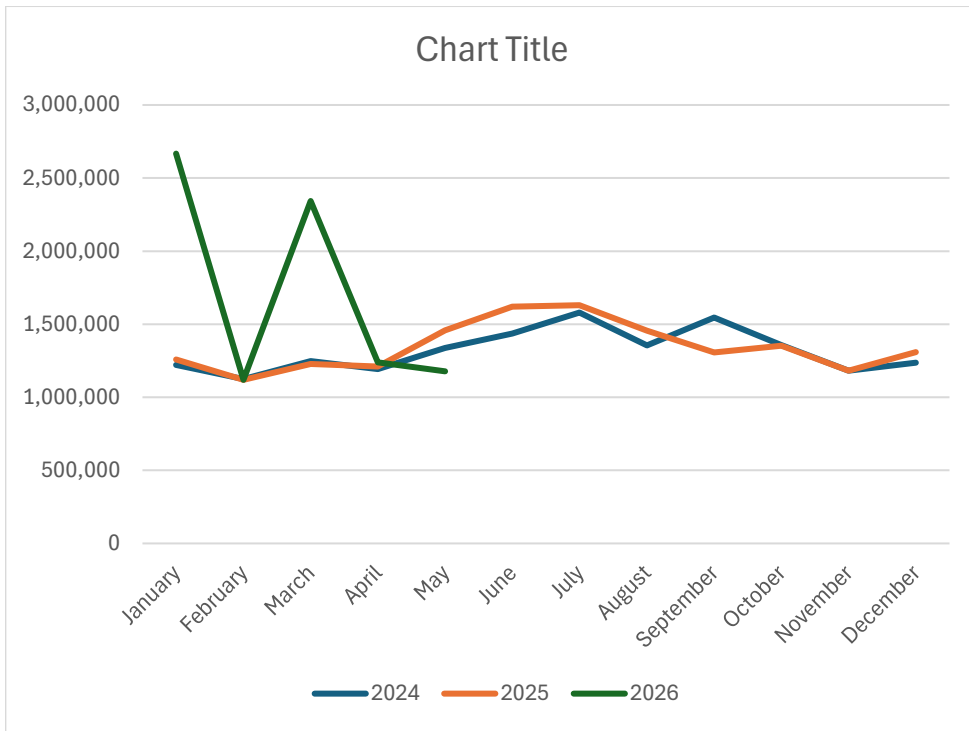
DPA's on File 63

Still off from April 4

As of May 21st
4 Residential Services Disconnected

As of May 21st
3 Commercial Services Disconnected

DPA Payments are due by May 26th
If Payment is not made services will
be disconnected on May 27th @11am



	2024 Sold	2025 Sold	2026 Sold
January	1,221,715	1,259,029	2,667,252
February	1,124,803	1,119,504	1,119,431
March	1,246,866	1,227,084	2,343,223
April	1,192,854	1,210,881	1,238,408
May	1,337,674	1,457,225	1,176,968
June	1,435,851	1,620,031	
July	1,579,760	1,630,133	
August	1,355,596	1,454,837	
September	1,546,270	1,306,960	
October	1,356,957	1,352,025	
November	1,181,500	1,181,500	
December	1,236,504	1,309,199	

Sold in CU Ft X 7.48 to get gallons



Orientation

Orientation to WPPI Energy

June 11, 2026

8:30 a.m. – 12:30 p.m. CST • WPPI Energy

WHO SHOULD ATTEND



This half-day educational program is optimal for new utility staff and governing body members, but suitable for all member representatives.

Join Us!

Attend this educational event to understand more about your joint action agency. Learn about the three key functions of WPPI: power supply, support services and government relations. Get the day started with a continental networking breakfast. Take a few hours to sit in on staff presentations and tour WPPI's Systems Operation Center. Then finish up by sitting down with industry peers for lunch.

Agenda

- » Introduction to WPPI
 - Organizational overview
 - History
 - Governance
 - Financial Outlook
- » Government Relations
- » Power Supply Resources and Operations
- » Support Services Overview
 - Technology
 - Customer Engagement
 - Distribution

RSVP:

To attend, register:
wppienergy.org/orientation

Questions?

Contact: Kayla Pierce
kpierce@wppienergy.org • 608-837-4537

CITY OF EVANSVILLE
RESOLUTION #2026-22

*Documenting Review and Approval of the 2025 Compliance
Maintenance Annual Report*

WHEREAS, the Municipal Services Committee of the City of Evansville reviewed and approved the 2025 Compliance Maintenance Annual Report (CMAR) and recommended the Common Council approve the attached report; and

WHEREAS, the Common Council reviewed the report on June 9, 2026, and considered the actions identified therein;

NOW, THEREFORE, BE IT HEREBY RESOLVED BY THE COMMON COUNCIL OF THE CITY OF EVANSVILLE that the City of Evansville, approves the 2025 CMAR.

Passed and adopted this 9th day of June, 2026.

Abbey Barnes, Mayor

ATTEST: _____
Leah L. Hurtley, City Clerk

Introduced: 05/26/2026
Adopted: 06/09/2026

Compliance Maintenance Annual Report

Evansville Wastewater Treatment Facility

Last Updated: Reporting For:
5/22/2026 2025

Resolution or Owner's Statement

Name of Governing Body or Owner:	<input style="width: 95%;" type="text"/>
Date of Resolution or Action Taken:	<input style="width: 95%;" type="text"/>
Resolution Number:	<input style="width: 95%;" type="text"/>
Date of Submittal:	<input style="width: 95%;" type="text"/>
ACTIONS SET FORTH BY THE GOVERNING BODY OR OWNER RELATING TO SPECIFIC CMAR SECTIONS (Optional for grade A or B. Required for grade C, D, or F):	
Influent Flow and Loadings: Grade = A	<input style="width: 95%;" type="text"/>
Effluent Quality: BOD: Grade = A	<input style="width: 95%;" type="text"/>
Effluent Quality: Nitrogen: Grade = C	<input style="width: 95%;" type="text"/>
Groundwater: Grade = A	<input style="width: 95%;" type="text"/>
Biosolids Quality and Management: Grade = A	<input style="width: 95%;" type="text"/>
Staffing: Grade = A	<input style="width: 95%;" type="text"/>
Operator Certification: Grade = A	<input style="width: 95%;" type="text"/>
Financial Management: Grade = A	<input style="width: 95%;" type="text"/>
Collection Systems: Grade = A (Regardless of grade, response required for Collection Systems if SSOs were reported)	<input style="width: 95%;" type="text"/>
ACTIONS SET FORTH BY THE GOVERNING BODY OR OWNER RELATING TO THE OVERALL GRADE POINT AVERAGE AND ANY GENERAL COMMENTS (Optional for G.P.A. greater than or equal to 3.00, required for G.P.A. less than 3.00)	
G.P.A. = 3.63	
<input style="width: 95%;" type="text"/>	

Compliance Maintenance Annual Report

Evansville Wastewater Treatment Facility

Last Updated: Reporting For:
5/22/2026 **2025**

Grading Summary

WPDES No: 0023957

SECTIONS	LETTER GRADE	GRADE POINTS	WEIGHTING FACTORS	SECTION POINTS
Influent	A	4	3	12
BOD/CBOD	A	4	10	40
Nitrogen	C	2	7	14
Groundwater	A	4	7	28
Biosolids	A	4	5	20
Staffing/PM	A	4	1	4
OpCert	A	4	1	4
Financial	A	4	1	4
Collection	A	4	3	12
TOTALS			38	138
GRADE POINT AVERAGE (GPA) = 3.63				

Notes:

- A = Voluntary Range (Response Optional)
- B = Voluntary Range (Response Optional)
- C = Recommendation Range (Response Required)
- D = Action Range (Response Required)
- F = Action Range (Response Required)

Compliance Maintenance Annual Report

Evansville Wastewater Treatment Facility

Last Updated: Reporting For:
5/22/2026 2025

<p>5.3 Explain any infiltration/inflow (I/I) changes this year from previous years:</p> <p>None</p>
<p>5.4 What is being done to address infiltration/inflow in your collection system?</p> <p>We are continuing to line any bad areas</p>

Total Points Generated	0
Score (100 - Total Points Generated)	100
Section Grade	A

Compliance Maintenance Annual Report

Evansville Wastewater Treatment Facility

Last Updated: Reporting For:
5/22/2026 **2025**

River or water crossings % of pipe crossings evaluated or maintained

Please include additional comments about your sanitary sewer collection system below:

3. Performance Indicators

3.1 Provide the following collection system and flow information for the past year.

<input type="text" value="33.4"/>	Total actual amount of precipitation last year in inches
<input type="text" value="36"/>	Annual average precipitation (for your location)
<input type="text" value="29.4"/>	Miles of sanitary sewer
<input type="text" value="8"/>	Number of lift stations
<input type="text" value="0"/>	Number of lift station failures
<input type="text" value="0"/>	Number of sewer pipe failures
<input type="text" value="0"/>	Number of basement backup occurrences
<input type="text" value="0"/>	Number of complaints
<input type="text" value="0.366"/>	Average daily flow in MGD (if available)
<input type="text" value="0.391"/>	Peak monthly flow in MGD (if available)
<input type="text" value="0.74"/>	Peak hourly flow in MGD (if available)

3.2 Performance ratios for the past year:

<input type="text" value="0.00"/>	Lift station failures (failures/year)
<input type="text" value="0.00"/>	Sewer pipe failures (pipe failures/sewer mile/yr)
<input type="text" value="0.00"/>	Sanitary sewer overflows (number/sewer mile/yr)
<input type="text" value="0.00"/>	Basement backups (number/sewer mile)
<input type="text" value="0.00"/>	Complaints (number/sewer mile)
<input type="text" value="1.1"/>	Peaking factor ratio (Peak Monthly:Annual Daily Avg)
<input type="text" value="2.0"/>	Peaking factor ratio (Peak Hourly:Annual Daily Avg)

4. Overflows

LIST OF SANITARY SEWER (SSO) AND TREATMENT FACILITY (TFO) OVERFLOWS REPORTED **

Date	Location	Cause	Estimated Volume
None reported			

** If there were any SSOs or TFOs that are not listed above, please contact the DNR and stop work on this section until corrected.

5. Infiltration / Inflow (I/I)

5.1 Was infiltration/inflow (I/I) significant in your community last year?

- Yes
- No

If Yes, please describe:

5.2 Has infiltration/inflow and resultant high flows affected performance or created problems in your collection system, lift stations, or treatment plant at any time in the past year?

- Yes
- No

If Yes, please describe:

Compliance Maintenance Annual Report

Evansville Wastewater Treatment Facility

Last Updated: Reporting For:
5/22/2026 **2025**

A description of routine operation and maintenance activities (see question 2 below)
 Capacity assessment program
 Basement back assessment and correction
 Regular O&M training
 Design and Performance Provisions [NR 210.23 (4) (e)]
 What standards and procedures are established for the design, construction, and inspection of the sewer collection system, including building sewers and interceptor sewers on private property?
 State Plumbing Code, DNR NR 110 Standards and/or local Municipal Code Requirements
 Construction, Inspection, and Testing
 Others:

Overflow Emergency Response Plan [NR 210.23 (4) (f)]
 Does your emergency response capability include:
 Responsible personnel communication procedures
 Response order, timing and clean-up
 Public notification protocols
 Training
 Emergency operation protocols and implementation procedures
 Annual Self-Auditing of your CMOM Program [NR 210.23 (5)]
 Special Studies Last Year (check only those that apply):
 Infiltration/Inflow (I/I) Analysis
 Sewer System Evaluation Survey (SSES)
 Sewer Evaluation and Capacity Management Plan (SECAP)
 Lift Station Evaluation Report
 Others:

2. Operation and Maintenance

2.1 Did your sanitary sewer collection system maintenance program include the following maintenance activities? Complete all that apply and indicate the amount maintained.

Cleaning	<input type="text" value="25"/>	% of system/year
Root removal	<input type="text" value="25"/>	% of system/year
Flow monitoring	<input type="text" value="0"/>	% of system/year
Smoke testing	<input type="text" value="0"/>	% of system/year
Sewer line televising	<input type="text" value="15"/>	% of system/year
Manhole inspections	<input type="text" value="25"/>	% of system/year
Lift station O&M	<input type="text" value="8"/>	# per L.S./year
Manhole rehabilitation	<input type="text" value="0"/>	% of manholes rehabbed
Mainline rehabilitation	<input type="text" value="0"/>	% of sewer lines rehabbed
Private sewer inspections	<input type="text" value="0"/>	% of system/year
Private sewer I/I removal	<input type="text" value="0"/>	% of private services

Compliance Maintenance Annual Report

Evansville Wastewater Treatment Facility

Last Updated: Reporting For:
5/22/2026 2025

Sanitary Sewer Collection Systems

1. Capacity, Management, Operation, and Maintenance (CMOM) Program

1.1 Do you have a CMOM program that is being implemented?

- Yes
- No

If No, explain:

1.2 Do you have a CMOM program that contains all the applicable components and items according to Wisc. Adm Code NR 210.23 (4)?

- Yes
- No (30 points)
- N/A

If No or N/A, explain:

1.3 Does your CMOM program contain the following components and items? (check the components and items that apply)

- Goals [NR 210.23 (4)(a)]

Describe the major goals you had for your collection system last year:

Did you accomplish them?

- Yes
- No

If No, explain:

- Organization [NR 210.23 (4) (b)]

Does this chapter of your CMOM include:

- Organizational structure and positions (eg. organizational chart and position descriptions)
- Internal and external lines of communication responsibilities
- Person(s) responsible for reporting overflow events to the department and the public

- Legal Authority [NR 210.23 (4) (c)]

What is the legally binding document that regulates the use of your sewer system?

If you have a Sewer Use Ordinance or other similar document, when was it last reviewed and revised? (MM/DD/YYYY)

Does your sewer use ordinance or other legally binding document address the following:

- Private property inflow and infiltration
- New sewer and building sewer design, construction, installation, testing and inspection
- Rehabilitated sewer and lift station installation, testing and inspection
- Sewage flows satellite system and large private users are monitored and controlled, as necessary
- Fat, oil and grease control
- Enforcement procedures for sewer use non-compliance

- Operation and Maintenance [NR 210.23 (4) (d)]

Does your operation and maintenance program and equipment include the following:

- Equipment and replacement part inventories
- Up-to-date sewer system map
- A management system (computer database and/or file system) for collection system information for O&M activities, investigation and rehabilitation

Compliance Maintenance Annual Report

Evansville Wastewater Treatment Facility

Last Updated: Reporting For:
5/22/2026 2025

Total Points Generated	0
Score (100 - Total Points Generated)	100
Section Grade	A

(This section contains a large, faint, and mostly illegible form area, likely a checklist or detailed report template.)

Compliance Maintenance Annual Report

Evansville Wastewater Treatment Facility

Last Updated: Reporting For:
5/22/2026 **2025**

7.2.2 Comments:

7.3 Future Energy Related Equipment

7.3.1 What energy efficient equipment or practices do you have planned for the future for your treatment facility?

8. Biogas Generation

8.1 Do you generate/produce biogas at your facility?

No

Yes

If Yes, how is the biogas used (Check all that apply):

Flared Off

Building Heat

Process Heat

Generate Electricity

Other:

9. Energy Efficiency Study

9.1 Has an Energy Study been performed for your treatment facility?

No

Yes

Entire facility

Year:

By Whom:

Describe and Comment:

Part of the facility

Year:

By Whom:

Describe and Comment:

Compliance Maintenance Annual Report

Evansville Wastewater Treatment Facility

Last Updated: Reporting For:
5/22/2026 **2025**

6.4 Future Energy Related Equipment

6.4.1 What energy efficient equipment or practices do you have planned for the future for your pump/lift stations?

We are updating our lighting to all LED

7. Treatment Facility

7.1 Energy Usage

7.1.1 Enter the monthly energy usage from the different energy sources:

TREATMENT PLANT: Total Power Consumed/Month

	Electricity Consumed (kWh)	Total Influent Flow (MG)	Electricity Consumed/Flow (kWh/MG)	Total Influent BOD (1000 lbs)	Electricity Consumed/Total Influent BOD (kWh/1000lbs)	Natural Gas Consumed (therms)
January	101	11.58	9	37.17	3	1,415
February	84	9.95	8	31.44	3	1,309
March	82	11.64	7	39.59	2	1,072
April	75	11.74	6	26.94	3	680
May	72	11.93	6	36.33	2	114
June	76	10.33	7	41.04	2	21
July	79	11.36	7	29.95	3	8
August	84	11.20	8	22.38	4	12
September	79	11.23	7	23.13	3	77
October	80	10.96	7	27.68	3	10
November	79	10.43	8	42.90	2	514
December	76	11.27	7	27.47	3	1,461
Total	967	133.62		386.02		6,693
Average	81	11.14	7	32.17	3	558

7.1.2 Comments:

7.2 Energy Related Processes and Equipment

7.2.1 Indicate equipment and practices utilized at your treatment facility (Check all that apply):

- Aerobic Digestion
- Anaerobic Digestion
- Biological Phosphorus Removal
- Coarse Bubble Diffusers
- Dissolved O2 Monitoring and Aeration Control
- Effluent Pumping
- Fine Bubble Diffusers
- Influent Pumping
- Mechanical Sludge Processing
- Nitrification
- SCADA System
- UV Disinfection
- Variable Speed Drives
- Other:

Compliance Maintenance Annual Report

Evansville Wastewater Treatment Facility

Last Updated: Reporting For:
5/22/2026 **2025**

	Electricity Consumed (kWh)	Natural Gas Consumed (therms)
January	10,522	6
February	13,020	5
March	12,967	6
April	12,502	8
May	10,596	2
June	8,664	10
July	6,566	5
August	6,655	2
September	6,577	5
October	6,789	5
November	7,638	6
December	8,911	5
Total	111,407	65
Average	9,284	5

6.1.2 Comments:

6.2 Energy Related Processes and Equipment

6.2.1 Indicate equipment and practices utilized at your pump/lift stations (Check all that apply):

- Comminution or Screening
- Extended Shaft Pumps
- Flow Metering and Recording
- Pneumatic Pumping
- SCADA System
- Self-Priming Pumps
- Submersible Pumps
- Variable Speed Drives
- Other:

6.2.2 Comments:

6.3 Has an Energy Study been performed for your pump/lift stations?

No

Yes

Year:

By Whom:

Describe and Comment:

Compliance Maintenance Annual Report

Evansville Wastewater Treatment Facility

Last Updated: Reporting For:
5/22/2026 **2025**

3.2.5 Subtractions from Fund (e.g., equipment replacement, major repairs - use description box 3.2.6.1 below*) - \$ 0.00

3.2.6 Ending Balance as of December 31st for CMAR Reporting Year \$ 1,250,605.58

All Sources: This ending balance should include all Equipment Replacement Funds whether held in a bank account(s), certificate(s) of deposit, etc.

3.2.6.1 Indicate adjustments, equipment purchases, and/or major repairs from 3.2.5 above.

3.3 What amount should be in your Replacement Fund? \$ 1,250,605.58

0

Please note: If you had a CWF loan, this amount was originally based on the Financial Assistance Agreement (FAA) and should be regularly updated as needed. Further calculation instructions and an example can be found by clicking the SectionInstructions link under Info header in the left-side menu.

3.3.1 Is the December 31 Ending Balance in your Replacement Fund above, (#3.2.6) equal to, or greater than the amount that should be in it (#3.3)?

- Yes
- No

If No, please explain.

4. Future Planning

4.1 During the next ten years, will you be involved in formal planning for upgrading, rehabilitating, or new construction of your treatment facility or collection system?

- Yes - If Yes, please provide major project information, if not already listed below.
- No

Project #	Project Description	Estimated Cost	Approximate Construction Year
1	10 Year Capital Plan - Sewer Main replacement and lining from 2021 to 2030.	\$5,381,831	2028
2	6 Remaining Lift Station Rebuild/Repairs 2021-2030	\$1,740,000	2028

5. Financial Management General Comments

ENERGY EFFICIENCY AND USE

6. Collection System

6.1 Energy Usage

6.1.1 Enter the monthly energy usage from the different energy sources:

COLLECTION SYSTEM PUMPAGE: Total Power Consumed

Number of Municipally Owned Pump/Lift Stations:

Compliance Maintenance Annual Report

Evansville Wastewater Treatment Facility

Last Updated: Reporting For:
5/22/2026 **2025**

Financial Management

1. Provider of Financial Information	
Name:	<input type="text" value="Ryon Riggan"/>
Telephone:	<input type="text" value="608-882-2266"/> (XXX) XXX-XXXX
E-Mail Address (optional):	<input type="text" value="r.riggan@evansvillewi.gov"/>
2. Treatment Works Operating Revenues	
2.1 Are User Charges or other revenues sufficient to cover O&M expenses for your wastewater treatment plant AND/OR collection system ?	
● Yes (0 points) <input type="checkbox"/> <input type="checkbox"/>	
○ No (40 points)	
If No, please explain:	
<input type="text"/>	
2.2 When was the User Charge System or other revenue source(s) last reviewed and/or revised? Year:	
<input type="text" value="2025"/>	
● 0-2 years ago (0 points) <input type="checkbox"/> <input type="checkbox"/>	
○ 3 or more years ago (20 points) <input type="checkbox"/> <input type="checkbox"/>	
○ N/A (private facility)	
2.3 Did you have a special account (e.g., CWFP required segregated Replacement Fund, etc.) or financial resources available for repairing or replacing equipment for your wastewater treatment plant and/or collection system?	
● Yes (0 points)	
○ No (40 points)	
REPLACEMENT FUNDS [PUBLIC MUNICIPAL FACILITIES SHALL COMPLETE QUESTION 3]	
3. Equipment Replacement Funds	
3.1 When was the Equipment Replacement Fund last reviewed and/or revised? Year:	
<input type="text" value="2025"/>	
● 1-2 years ago (0 points) <input type="checkbox"/> <input type="checkbox"/>	
○ 3 or more years ago (20 points) <input type="checkbox"/> <input type="checkbox"/>	
○ N/A	
If N/A, please explain:	
<input type="text"/>	
3.2 Equipment Replacement Fund Activity	
3.2.1 Ending Balance Reported on Last Year's CMAR	\$ <input type="text" value="1,196,860.01"/>
3.2.2 Adjustments - if necessary (e.g. earned interest, audit correction, withdrawal of excess funds, increase making up previous shortfall, etc.)	\$ <input type="text" value="0.00"/>
3.2.3 Adjusted January 1st Beginning Balance	\$ <input type="text" value="1,196,860.01"/>
3.2.4 Additions to Fund (e.g. portion of User Fee, earned interest, etc.)	\$ <input type="text" value="53,745.57"/>
	+

Compliance Maintenance Annual Report

Evansville Wastewater Treatment Facility

Last Updated: Reporting For:
5/22/2026 2025

<input type="checkbox"/> An arrangement with another certified operator <input type="checkbox"/> An arrangement with another community with a certified operator <input type="checkbox"/> An operator on staff who has an operator-in-training certificate for your plant and is expected to be certified within one year <input type="checkbox"/> A consultant to serve as your certified operator <input type="checkbox"/> None of the above (20 points) If "None of the above" is selected, please explain: <div style="border: 1px solid black; height: 20px; width: 100%; margin-top: 5px;"></div>	0
---	---

4. Continuing Education Credits 4.1 If you had a designated operator-in-charge, was the operator-in-charge earning Continuing Education Credits at the following rates? OIT and Basic Certification: <input type="radio"/> Averaging 6 or more CECs per year. <input type="radio"/> Averaging less than 6 CECs per year. Advanced Certification: <input checked="" type="radio"/> Averaging 8 or more CECs per year. <input type="radio"/> Averaging less than 8 CECs per year.	
--	--

Total Points Generated	0
Score (100 - Total Points Generated)	100
Section Grade	A

Compliance Maintenance Annual Report

Evansville Wastewater Treatment Facility

Last Updated: Reporting For:
5/22/2026 **2025**

Operator Certification and Education

<p>1. Operator-In-Charge</p> <p>1.1 Did you have a designated operator-in-charge during the report year?</p> <ul style="list-style-type: none"> <input checked="" type="radio"/> Yes (0 points) <input type="radio"/> No (20 points) <p>Name: <input style="width: 300px;" type="text" value="DALE R ROBERTS"/></p> <p>Certification No: <input style="width: 150px;" type="text" value="36539"/></p>	0																																																																																							
<p>2. Certification Requirements</p> <p>2.1 In accordance with Chapter NR 114.56 and 114.57, Wisconsin Administrative Code, what level and subclass(es) were required for the operator-in-charge (OIC) to operate the wastewater treatment plant and what level and subclass(es) were held by the operator-in-charge?</p> <table border="1" style="width: 100%; border-collapse: collapse; text-align: center;"> <thead> <tr> <th rowspan="2">Sub Class</th> <th rowspan="2">SubClass Description</th> <th>WWTP</th> <th colspan="2">OIC</th> </tr> <tr> <th>Basic</th> <th>OIT</th> <th>Basic</th> <th>Advanced</th> </tr> </thead> <tbody> <tr><td>A1</td><td>Suspended Growth Processes</td><td>X</td><td></td><td></td><td>X</td></tr> <tr><td>A2</td><td>Attached Growth Processes</td><td></td><td></td><td></td><td></td></tr> <tr><td>A3</td><td>Recirculating Media Filters</td><td></td><td></td><td></td><td></td></tr> <tr><td>A4</td><td>Ponds, Lagoons and Natural</td><td></td><td></td><td></td><td></td></tr> <tr><td>A5</td><td>Anaerobic Treatment Of Liquid</td><td></td><td></td><td></td><td></td></tr> <tr><td>B</td><td>Solids Separation</td><td>X</td><td></td><td></td><td>X</td></tr> <tr><td>C</td><td>Biological Solids/Sludges</td><td>X</td><td></td><td></td><td>X</td></tr> <tr><td>P</td><td>Total Phosphorus</td><td></td><td></td><td></td><td></td></tr> <tr><td>N</td><td>Total Nitrogen</td><td>X</td><td></td><td></td><td>X</td></tr> <tr><td>D</td><td>Disinfection</td><td></td><td></td><td></td><td></td></tr> <tr><td>L</td><td>Laboratory</td><td></td><td></td><td></td><td></td></tr> <tr><td>U</td><td>Unique Treatment Systems</td><td></td><td></td><td></td><td></td></tr> <tr><td>SS</td><td>Sanitary Sewage Collection</td><td>X</td><td>NA</td><td>NA</td><td>X</td></tr> </tbody> </table> <p>2.2 Was the operator-in-charge certified at the appropriate level and subclass(es) to operate this plant? (Note: Certification in subclass SS is required 5 years after permit reissuance.)</p> <ul style="list-style-type: none"> <input checked="" type="radio"/> Yes (0 points) <input type="radio"/> No (20 points) <p>2.3 For wastewater treatment facilities with a registered or certified laboratory, is at least one operator that works in the laboratory certified at the basic level in the laboratory (L) subclass?</p> <ul style="list-style-type: none"> <input type="radio"/> Yes <input type="radio"/> No <input checked="" type="radio"/> N/A – Wastewater treatment facility does not have a registered or certified laboratory <p>2.4 For wastewater treatment facilities that own and operate a sanitary sewage collection system, has at least one operator been designated the OIC for sanitary sewage collection system and certified at the basic level in the sanitary sewage collection system (SS) subclass?</p> <ul style="list-style-type: none"> <input checked="" type="radio"/> Yes <input type="radio"/> No <input type="radio"/> N/A – Owner of the Wastewater treatment facility does not own and operate a sanitary sewage collection system 	Sub Class	SubClass Description	WWTP	OIC		Basic	OIT	Basic	Advanced	A1	Suspended Growth Processes	X			X	A2	Attached Growth Processes					A3	Recirculating Media Filters					A4	Ponds, Lagoons and Natural					A5	Anaerobic Treatment Of Liquid					B	Solids Separation	X			X	C	Biological Solids/Sludges	X			X	P	Total Phosphorus					N	Total Nitrogen	X			X	D	Disinfection					L	Laboratory					U	Unique Treatment Systems					SS	Sanitary Sewage Collection	X	NA	NA	X	0
Sub Class			SubClass Description	WWTP	OIC																																																																																			
	Basic	OIT		Basic	Advanced																																																																																			
A1	Suspended Growth Processes	X			X																																																																																			
A2	Attached Growth Processes																																																																																							
A3	Recirculating Media Filters																																																																																							
A4	Ponds, Lagoons and Natural																																																																																							
A5	Anaerobic Treatment Of Liquid																																																																																							
B	Solids Separation	X			X																																																																																			
C	Biological Solids/Sludges	X			X																																																																																			
P	Total Phosphorus																																																																																							
N	Total Nitrogen	X			X																																																																																			
D	Disinfection																																																																																							
L	Laboratory																																																																																							
U	Unique Treatment Systems																																																																																							
SS	Sanitary Sewage Collection	X	NA	NA	X																																																																																			
<p>3. Succession Planning</p> <p>3.1 In the event of the loss of your designated operator-in-charge, did you have a contingency plan to ensure the continued proper operation and maintenance of the plant that includes one or more of the following options (check all that apply)?</p> <ul style="list-style-type: none"> <input checked="" type="checkbox"/> One or more additional certified operators on staff 																																																																																								

Compliance Maintenance Annual Report

Evansville Wastewater Treatment Facility

Last Updated: Reporting For:
5/22/2026 **2025**

We continue to use Job Cal for our maintenance scheduling and perform walk around inspections on a daily basis

Total Points Generated	0
Score (100 - Total Points Generated)	100
Section Grade	A

Compliance Maintenance Annual Report

Evansville Wastewater Treatment Facility

Last Updated: Reporting For:
5/22/2026 **2025**

Staffing and Preventative Maintenance (All Treatment Plants)

<p>1. Plant Staffing</p> <p>1.1 Was your wastewater treatment plant adequately staffed last year?</p> <ul style="list-style-type: none">● Yes○ No <p>If No, please explain:</p> <div style="border: 1px solid black; height: 20px; width: 100%;"></div> <p>Could use more help/staff for:</p> <div style="border: 1px solid black; height: 20px; width: 100%;"></div> <p>1.2 Did your wastewater staff have adequate time to properly operate and maintain the plant and fulfill all wastewater management tasks including recordkeeping?</p> <ul style="list-style-type: none">● Yes○ No <p>If No, please explain:</p> <div style="border: 1px solid black; height: 20px; width: 100%;"></div>	
<p>2. Preventative Maintenance</p> <p>2.1 Did your plant have a documented AND implemented plan for preventative maintenance on major equipment items?</p> <ul style="list-style-type: none">● Yes (Continue with question 2) <input type="checkbox"/><input type="checkbox"/>○ No (40 points) <input type="checkbox"/><input type="checkbox"/> <p>If No, please explain, then go to question 3:</p> <div style="border: 1px solid black; height: 20px; width: 100%;"></div> <p>2.2 Did this preventative maintenance program depict frequency of intervals, types of lubrication, and other tasks necessary for each piece of equipment?</p> <ul style="list-style-type: none">● Yes○ No (10 points) <p>2.3 Were these preventative maintenance tasks, as well as major equipment repairs, recorded and filed so future maintenance problems can be assessed properly?</p> <ul style="list-style-type: none">● Yes<ul style="list-style-type: none">○ Paper file system○ Computer system● Both paper and computer system○ No (10 points)	0
<p>3. O&M Manual</p> <p>3.1 Does your plant have a detailed O&M and Manufacturer Equipment Manuals that can be used as a reference when needed?</p> <ul style="list-style-type: none">● Yes○ No	
<p>4. Overall Maintenance /Repairs</p> <p>4.1 Rate the overall maintenance of your wastewater plant.</p> <ul style="list-style-type: none">● Excellent○ Very good○ Good○ Fair○ Poor <p>Describe your rating:</p>	

Compliance Maintenance Annual Report

Evansville Wastewater Treatment Facility

Last Updated: Reporting For:

5/22/2026

2025

Total Points Generated	0
Score (100 - Total Points Generated)	100
Section Grade	A

Section	Parameter	Value	Limit	Points
Aeration Basin	DO (mg/L)	1.0	2.0	0
		1.5	2.0	0
		2.0	2.0	0
		2.5	2.0	0
		3.0	2.0	0
		3.5	2.0	0
	BOD (mg/L)	1.0	2.0	0
		1.5	2.0	0
		2.0	2.0	0
		2.5	2.0	0
		3.0	2.0	0
		3.5	2.0	0
Suspended Solids (mg/L)	1.0	2.0	0	
	1.5	2.0	0	
	2.0	2.0	0	
	2.5	2.0	0	
	3.0	2.0	0	
	3.5	2.0	0	

Compliance Maintenance Annual Report

Evansville Wastewater Treatment Facility

Last Updated: Reporting For:
5/22/2026 **2025**

Outfall No. 004 - Drying Bed Sludge (Cake)

Parameter	80% of Limit	H.Q. Limit	Ceiling Limit	Jan	Feb	Mar	Apr	May	Jun	Jul	Aug	Sep	Oct	Nov	Dec	80% Value	High Quality	Ceiling
Arsenic		41	75	0											0		0	0
Cadmium		39	85	0											0		0	0
Copper		1500	4300	0											0		0	0
Lead		300	840	0											0		0	0
Mercury		17	57	0											0		0	0
Molybdenum	60		75	0											0	0		0
Nickel	336		420	0											0	0		0
Selenium	80		100	0											0	0		0
Zinc		2800	7500	0											0		0	0

3.1.1 Number of times any of the metals exceeded the high quality limits OR 80% of the limit for molybdenum, nickel, or selenium = 0

Exceedence Points

- 0 (0 Points)
- 1-2 (10 Points)
- > 2 (15 Points)

3.1.2 If you exceeded the high quality limits, did you cumulatively track the metals loading at each land application site? (check applicable box)

- Yes
- No (10 points)
- N/A - Did not exceed limits or no HQ limit applies (0 points)
- N/A - Did not land apply biosolids until limit was met (0 points)

3.1.3 Number of times any of the metals exceeded the ceiling limits = 0

Exceedence Points

- 0 (0 Points)
- 1 (10 Points)
- > 1 (15 Points)

3.1.4 Were biosolids land applied which exceeded the ceiling limit?

- Yes (20 Points)
- No (0 Points)

3.1.5 If any metal limit (high quality or ceiling) was exceeded at any time, what action was taken? Has the source of the metals been identified?

0

6. Biosolids Storage

6.1 How many days of actual, current biosolids storage capacity did your wastewater treatment facility have either on-site or off-site?

- >= 180 days (0 Points)
- 150 - 179 days (10 Points)
- 120 - 149 days (20 Points)
- 90 - 119 days (30 Points)
- < 90 days (40 Points)
- N/A (0 Points)

6.2 If you checked N/A above, explain why.

0

7. Issues

7.1 Describe any outstanding biosolids issues with treatment, use or overall management:

None

Compliance Maintenance Annual Report

Evansville Wastewater Treatment Facility

Last Updated: Reporting For:
5/22/2026 2025

Biosolids Quality and Management

1. Biosolids Use/Disposal

1.1 How did you use or dispose of your biosolids? (Check all that apply)

- Land applied under your permit
- Publicly Distributed Exceptional Quality Biosolids
- Hauled to another permitted facility
- Landfilled
- Incinerated
- Other

NOTE: If you did not remove biosolids from your system, please describe your system type such as lagoons, reed beds, recirculating sand filters, etc.

1.1.1 If you checked Other, please describe:

3. Biosolids Metals

Number of biosolids outfalls in your WPDES permit:

3.1 For each outfall tested, verify the biosolids metal quality values for your facility during the last calendar year.

Outfall No. 002 - LAGOON SLUDGE (Liquid)

Parameter	80% of Limit	H.Q. Limit	Ceiling Limit	Jan	Feb	Mar	Apr	May	Jun	Jul	Aug	Sep	Oct	Nov	Dec	80% Value	High Quality	Ceiling
Arsenic		41	75	0											0		0	0
Cadmium		39	85	0											0		0	0
Copper		1500	4300	0											0		0	0
Lead		300	840	0											0		0	0
Mercury		17	57	0											0		0	0
Molybdenum	60		75	0											0	0		0
Nickel	336		420	0											0	0		0
Selenium	80		100	0											0	0		0
Zinc		2800	7500	0											0		0	0

Outfall No. 003 - Screw Press Sludge (Cake)

Parameter	80% of Limit	H.Q. Limit	Ceiling Limit	Jan	Feb	Mar	Apr	May	Jun	Jul	Aug	Sep	Oct	Nov	Dec	80% Value	High Quality	Ceiling
Arsenic		41	75	.243											.327		0	0
Cadmium		39	85	.088											.101		0	0
Copper		1500	4300	117											138		0	0
Lead		300	840	1.815											1.789		0	0
Mercury		17	57	<.59											.28		0	0
Molybdenum	60		75	6.5											.769	0		0
Nickel	336		420	1.532											1.852	0		0
Selenium	80		100	<16											<0	0		0
Zinc		2800	7500	83											104		0	0

Compliance Maintenance Annual Report

Evansville Wastewater Treatment Facility

Last Updated: Reporting For:
5/22/2026 **2025**

Groundwater Quality

1. Groundwater Quality Standards

1.1 At any time in 2025 were there Preventative Action Limit (PAL) or Alternative Concentration Limit (ACL) exceedances of any groundwater parameters in any point of standards application groundwater monitoring wells?

NOTE: Groundwater monitoring well designations are listed in the WPDES permit.

Yes (20 points)

No

If Yes, please list the exceedances in each point of standards application well:

If Yes, an explanation of actions taken to reduce concentrations:

1.2 At any time in 2025 were there Enforcement Standard (ES) or ES Alternative Concentration Limit (ACL) exceedances in any groundwater monitoring well designated as a point of standards application?

NOTE: Groundwater monitoring well designations are listed in the WPDES permit.

Yes (10 points)

No

If Yes, please list the exceedances in each point of standards application well:

If Yes, an explanation of actions taken to reduce concentrations:

1.3 At any time in 2025 were there Enforcement Standard (ES) or ES Alternative Concentration Limit (ACL) exceedances in any groundwater monitoring well designated as non-point of standards application?

Yes

No

If Yes, please list the exceedances in each non-point of standards application well:

If Yes, an explanation of actions taken to reduce concentrations:

0

2. Groundwater Evaluation Report

2.1 Has a comprehensive Groundwater Compliance Evaluation Report been done by either your consultant or the Department ?

Yes Date:

No

If yes, what were the findings:

Total Points Generated	0
Score (100 - Total Points Generated)	100
Section Grade	A

Compliance Maintenance Annual Report

Evansville Wastewater Treatment Facility

Last Updated: Reporting For:
5/22/2026 **2025**

Effluent Quality and Plant Performance (Total Nitrogen)

1. Effluent Total Nitrogen Results					20
1.1 Verify the following monthly average effluent values, exceedances, and points for Total N					
Outfall No. 001	Monthly Average N Limit (mg/L)	Effluent Monthly Average N (mg/L)	Months of Discharge with a Limit	Permit Limit Exceedance	
January	10	7.525	1	0	
February	10	9.226	1	0	
March	10	7.195	1	0	
April	10	6.639	1	0	
May	10	7.349	1	0	
June	10	5.839	1	0	
July	10	6.382	1	0	
August	10	9.01	1	0	
September	10	6.581	1	0	
October	10	6.75	1	0	
November	10	10.08	1	1	
December	10	10.427	1	1	
Months of Discharge/yr			12		
Points per each exceedance with 12 months of discharge:				10	
Exceedances				2	
Total Number of Points				20	
NOTE: For systems that discharge intermittently to waters of the state, the points per monthly exceedance for this section shall be based upon a multiplication factor of 12 months divided by the number of months of discharge. Example: For a wastewater facility discharging only 6 months of the year, the multiplication factor is $12/6 = 2.0$					
1.2 If any violations occurred, what action was taken to regain compliance?					
We adjust our Nitrate recycle pump up to get our numbers back under the limit and continue to monitor					

Total Points Generated	20
Score (100 - Total Points Generated)	80
Section Grade	C

Compliance Maintenance Annual Report

Evansville Wastewater Treatment Facility

Last Updated: Reporting For:
5/22/2026 **2025**

If Yes, please explain:

4.2 At any time in the past year was there a failure of an effluent acute or chronic whole effluent toxicity (WET) test?
 Yes
 No

If Yes, please explain:

4.3 If the biomonitoring (WET) test did not pass, were steps taken to identify and/or reduce source(s) of toxicity?
 Yes
 No
 N/A

Please explain unless not applicable:

Total Points Generated	0
Score (100 - Total Points Generated)	100
Section Grade	A

Compliance Maintenance Annual Report

Evansville Wastewater Treatment Facility

Last Updated: Reporting For:
5/22/2026 **2025**

Effluent Quality and Plant Performance (BOD/CBOD)

1. Effluent (C)BOD Results

1.1 Verify the following monthly average effluent values, exceedances, and points for BOD or CBOD

Outfall No. 001	Monthly Average Limit (mg/L)	90% of Permit Limit > 10 (mg/L)	Effluent Monthly Average (mg/L)	Months of Discharge with a Limit	Permit Limit Exceedance	90% Permit Limit Exceedance
January	50	45	1	1	0	0
February	50	45	1	1	0	0
March	50	45	1	1	0	0
April	50	45	0	1	0	0
May	50	45	1	1	0	0
June	50	45	2	1	0	0
July	50	45	4	1	0	0
August	50	45	1	1	0	0
September	50	45	0	1	0	0
October	50	45	0	1	0	0
November	50	45	1	1	0	0
December	50	45	3	1	0	0
* Equals limit if limit is <= 10						
Months of discharge/yr				12		
Points per each exceedance with 12 months of discharge					7	3
Exceedances					0	0
Points					0	0
Total number of points						0

0

NOTE: For systems that discharge intermittently to state waters, the points per monthly exceedance for this section shall be based upon a multiplication factor of 12 months divided by the number of months of discharge. Example: For a wastewater facility discharging only 6 months of the year, the multiplication factor is 12/6 = 2.0

1.2 If any violations occurred, what action was taken to regain compliance?

2. Flow Meter Calibration

2.1 Was the effluent flow meter calibrated in the last year?

Yes Enter last calibration date (MM/DD/YYYY)

No

If No, please explain:

Effluent flow is calculated from measuring elevation and referring to calibration chart

3. Treatment Problems

3.1 What problems, if any, were experienced over the last year that threatened treatment?

None

4. Other Monitoring and Limits

4.1 At any time in the past year was there an exceedance of a permit limit for any other pollutants such as chlorides, pH, residual chlorine, fecal coliform, or metals?

Yes

No

Compliance Maintenance Annual Report

Evansville Wastewater Treatment Facility

Last Updated: Reporting For:
5/22/2026 2025

<p><input type="radio"/> Yes <input checked="" type="radio"/> No</p> <p>If yes, describe the types of wastes received and any procedures or other restrictions that were in place to protect the facility from the discharge of hauled industrial wastes.</p> <div style="border: 1px solid black; height: 20px; width: 100%;"></div>

Total Points Generated	6
Score (100 - Total Points Generated)	94
Section Grade	A

Compliance Maintenance Annual Report

Evansville Wastewater Treatment Facility

Last Updated: Reporting For:

5/22/2026

2025

3. Flow Meter

3.1 Was the influent flow meter calibrated in the last year?

Yes Enter last calibration date (MM/DD/YYYY)

No

If No, please explain:

4. Sewer Use Ordinance

4.1 Did your community have a sewer use ordinance that limited or prohibited the discharge of excessive conventional pollutants ((C)BOD, SS, or pH) or toxic substances to the sewer from industries, commercial users, hauled waste, or residences?

Yes

No

If No, please explain:

4.2 Was it necessary to enforce the ordinance?

Yes

No

If Yes, please explain:

5. Septage Receiving

5.1 Did you have requests to receive septage at your facility?

Septic Tanks Holding Tanks Grease Traps

Yes

Yes

Yes

No

No

No

5.2 Did you receive septage at your facility? If yes, indicate volume in gallons.

Septic Tanks

Yes

gallons

No

Holding Tanks

Yes

gallons

No

Grease Traps

Yes

gallons

No

5.2.1 If yes to any of the above, please explain if plant performance is affected when receiving any of these wastes.

6. Pretreatment

6.1 Did your facility experience operational problems, permit violations, biosolids quality concerns, or hazardous situations in the sewer system or treatment plant that were attributable to commercial or industrial discharges in the last year?

Yes

No

If yes, describe the situation and your community's response.

6.2 Did your facility accept hauled industrial wastes, landfill leachate, etc.?

Compliance Maintenance Annual Report

Evansville Wastewater Treatment Facility

Last Updated: Reporting For:
5/22/2026 **2025**

Influent Flow and Loading

1. Monthly Average Flows and BOD Loadings

1.1 Verify the following monthly flows and BOD loadings to your facility.

Influent No. 701	Influent Monthly Average Flow, MGD	x	Influent Monthly Average BOD Concentration mg/L	x	8.34	=	Influent Monthly Average BOD Loading, lbs/day
January	0.3737	x	385	x	8.34	=	1,199
February	0.3552	x	379	x	8.34	=	1,123
March	0.3756	x	408	x	8.34	=	1,277
April	0.3914	x	275	x	8.34	=	898
May	0.3847	x	365	x	8.34	=	1,172
June	0.3442	x	477	x	8.34	=	1,368
July	0.3666	x	316	x	8.34	=	966
August	0.3612	x	240	x	8.34	=	722
September	0.3742	x	247	x	8.34	=	771
October	0.3537	x	303	x	8.34	=	893
November	0.3478	x	493	x	8.34	=	1,430
December	0.3635	x	292	x	8.34	=	886

2. Maximum Monthly Design Flow and Design BOD Loading

2.1 Verify the design flow and loading for your facility.

Design	Design Factor	x	%	=	% of Design
Max Month Design Flow, MGD	1.4	x	90	=	1.26
		x	100	=	1.4
Design BOD, lbs/day	1450	x	90	=	1305
		x	100	=	1450

2.2 Verify the number of times the flow and BOD exceeded 90% or 100% of design, points earned, and score:

	Months of Influent	Number of times flow was greater than 90% of	Number of times flow was greater than 100% of	Number of times BOD was greater than 90% of design	Number of times BOD was greater than 100% of design
January	1	0	0	0	0
February	1	0	0	0	0
March	1	0	0	0	0
April	1	0	0	0	0
May	1	0	0	0	0
June	1	0	0	1	0
July	1	0	0	0	0
August	1	0	0	0	0
September	1	0	0	0	0
October	1	0	0	0	0
November	1	0	0	1	0
December	1	0	0	0	0
Points per each		2	1	3	2
Exceedances		0	0	2	0
Points		0	0	6	0
Total Number of Points					6