

NOTICE

A meeting of the Municipal Services Committee will be held on the date and time stated below. Notice is further given that members of the City Council, Park & Recreation Board, or Plan Commission may be in attendance. Requests for persons with disabilities who need assistance to participate in this meeting should be made by calling City Hall at (608)-882-2266 with as much notice as possible.

City of Evansville **Municipal Services Committee**
Regular Meeting
City Hall, 31 S Madison St., Evansville, WI 53536
Tuesday, June 25th, 2024, 5:00 pm

AGENDA

1. Call to Order
2. Roll Call
3. Motion to Approve Agenda
4. Motion to Waive the reading of the Minutes from the May 28th, 2024, meeting and approve them as printed.
5. Civility Reminder
6. Citizen Appearances
 - A. Ben Corridon
7. New Business
8. Electric and Water Utility
 - A. Monthly Usage and Outage Reports
 - B. Billing Adjustments and Disconnects
 - C. Capital and Major Project Updates
 - D. WPPI Energy Service Manager Report
 - E. Discussion and Possible Motion to Approve the Scope of Work with BlueScope.
9. Public Works
 - A. Wastewater Utility Updates
 - B. Stormwater Utility Updates
 - C. City Engineer Report
 - D. Capital and Major Project Updates
10. Parks & Recreation Report
 - A. Aquatic Center, Splash pad, and Park Improvement Updates (Placeholder)
11. Old Business

12. Upcoming Meetings

A. Tuesday, July 30th, 2024, at 5:00pm

13. Adjournment

-James Brooks, Committee Chair

N O T I C E

A meeting of the Municipal Services Committee will be held on the date and time stated below. Notice is further given that members of the City Council, Park & Recreation Board, or Plan Commission may be in attendance. Requests for persons with disabilities who need assistance to participate in this meeting should be made by calling City Hall at (608)-882-2266 with as much notice as possible.

City of Evansville **Municipal Services Committee**
 Regular Meeting
 City Hall, 31 S Madison St., Evansville, WI 53536
 Tuesday, May 28th, 2024, 5:00 pm

M I N U T E S

1. **Call to Order:** 5:00 PM
2. **Roll Call:** Chair Jim Brooks, Adler. Lita Droster, Alder Cory Neeley

Also in Attendance: Donna Hammett, Scott Kriebs, Darren Jacobson, Dale Roberts, Kerry Lindroth, Brian Berquist, Colette Spranger, Glen Nelson
3. **Motion to Approve Agenda:** Neeley/Droster 3-0
4. **Motion to Waive the reading of the Minutes from the March 26, 2024, meeting and approve them as printed.** Neeley/Droster 3-0
5. **Civility Reminder**
6. **Citizen appearances:** Mr. Nelson was here to bring an issue he has with the sidewalk that is to go in front of the property he owns and is building a home on. The City requires the sidewalk to be the whole length of the property. Mr. Nelson doesn't have issue with the sidewalk in front of the property, but there will be about 100 ft of wasted sidewalk space that that will go nowhere, because it will stop at the Union Township line and go no farther. He is willing to work with the City to come up with a solution to this issue. Spranger stated that there could possibly be a variance, but this will take time and will not solve the issue quickly because Mr. Nelson stated that the contractor is planning on installing the sidewalk soon, he just wanted to make the committee aware of his issue.
7. **New Business**
8. **Electric and Water Utility**
 - A. **Monthly Usage and Outage Reports:** Since January Union St. Substation 28 Outages, due to mostly animals and storms.

Union Townline Substation 11 Outages, due to animals, storms, and accidents.

Other Outages due to ATC line issues.

Brooks would like to know how long these outages were.
 - B. **Billing Adjustments and Disconnects:** Hammett reported that there were no sewer adjustments from January through April. There is an adjustment for the committee to approve below that was more than a month.

Disconnections: Hammett reported that in April we sent out 560 disconnection notices, total

arrearage was \$219,095.56 this is the total for both Residential and Commercial services. Disconnection for April was the 24th and 168 Door Knocker were hung on April 23rd. We disconnected 32 Services and there are 3 services still disconnected from April at this time.

In May were sent out 378 disconnect notices, total arrearage was \$66,410.57 for both Residential and Commercial Services. Disconnections for May was 22nd, Door Knockers were hung on May 20th totaling 128, and 20 service were disconnected, with 2 off at this time.

Hammett stated that the high numbers in April were due to the NorthStar changes that everyone is under the same time frame for disconnections, and she believes that this new policy is working well and hopes the number will continue to decrease.

C. Capital and Major Project Updates: The Uptown Project has been going on for a couple of years, all but 2 businesses are cut over to underground.

The Hey 59 project is done and the Standpipe subdivision we are just waiting for homes and some easements.

D. WPPI Energy Service Manager Report: Jacobson reviewed some training events coming up, there is an educational webinar about imbedded cost credit, both Lindroth and Kriebs will be attending this. APPA National Conference is in San Deigo June 9-12. June 19 is there is a WPPI Orientation, if you are new to WPPI it is encouraged to go, Droster and Kriebs should attend this time. Last week was the ribbon cutting for the High School Solar Project. WPPI/Evansville W& L has been giving money over the years to help with funding the project. It is 25 KV, so it is not small but not super big either. They have it label as phase 1, but it is unknown what phase 2 looks like currently.

The Evansville Water & Light/WPPI Scholarship was presented to Pluto Jasper.

As of May 1st, the PSC updated 119, which as to do with distributed generation, mostly fee schedule adding a Testing Fee to the schedule, meaning utilities can charge for testing the solar service. WPPI is working on a website portal for contractors to file the paperwork and how to pay the fees. There has been a conditioning fee added, so if the utility goes out to do the island test, we can add a fee for doing that. WPPI hired an intern to go out and gather information, mostly historical information from the old solar information and combining this with the new information.

There are 2 solar applications approved.

9. Public Works

A. Wastewater Utility Updates

1. Discussion and Motion to Approve a Sewer Credit for 71 Cortland Dr. –
Hammett present the data on the account, after some discussion, Motion to Approve Sewer credit of \$377.61 was approved. Neeley/Droster 3-0

2. Discussion and Motion to Recommend Common Council Resolution 2024-

15, Approval of the 2023 Compliance Maintenance Annual Report (CMAR). Neeley/Brooks 3-0

- B. Stormwater Utility Updates-**Cleaning grates and catch basins, street sweeper is on order. Neeley stated that Landmark, dropped Nitro from Main to Fourth St. Landmark cleaned it up, Robert stated that the DNR would need to know about this. Neeley was wondering if it was reported to DPW.
- C. City Engineer Report-** Porter Rd is closed for curb and cutter work and will be closed until done. They are trying to get all this done along with pinch list items so they can close out Westfield Meadows. At 6pm today the same group is up for approval of 6 more parcels for the Windmill Ridge extension, by Plan Commission.

Historic Standpipe Development sidewalks will be worked on and are keeping on the Utility pole issue.

- D. Capital and Major Project Updates:** Working on Walker and Almeron St projects. The pipe on Walker St is in worse shape was thought and working with Jason on added funds to fix it this or in 2025. Soon will be heading North on Almeron St.

Also working with Jason on a grant for the Railroad tracks sidewalk on both sides of tracks.

Looking for at Lincoln St Lift station options and working with the water crew about Scada replacements.

10. Parks & Recreation Report

- A. Aquatic Center, Splash pad, and Park Improvement Updates (Placeholder):** Staff had training; the ribbon cutting is on track for June 7, 2024. The Splash is on track for opening June 22, 2024. CCI is looking at a different contractor for finishing up some of the pinch list items.

11. Old Business

- A. Senior project update:** Last September the committee approved a donation to Jada Walmer's Senior Project, Jada sent a thank you card along with before and after pictures of her project with Mercy House in Janesville.

12. Upcoming Meetings

- A. Tuesday, June 25th, 2024, at 5:00pm**

13. Adjournment-Neeley/Droster 3-0

Lift Station Flow Totals

8A

May 2024

Date	MLS Flow Total KGal	Lift Station 1 Flow Total KGal	Lift Station 2 Flow Total KGal	Lift Station 3 Flow Total KGal	Lift Station 4 Flow Total KGal	Lift Station 5 Flow Total KGal	Lift Station 6 Flow Total KGal	Lift Station 7 Flow Total KGal
05/01/2024	523.3	108	8	369	288	370	454	96
05/02/2024	509.6	95	9	354	285	424	449	76
05/03/2024	480.7	98	12	336	254	380	418	88
05/04/2024	482.1	92	10	334	281	428	454	102
05/05/2024	505.6	89	7	327	310	423	480	101
05/06/2024	478.9	78	11	318	283	468	437	100
05/07/2024	503.2	88	10	333	295	521	465	88
05/08/2024	493.4	131	9	340	309	568	435	74
05/09/2024	488.8	89	10	344	299	492	444	87
05/10/2024	483.3	88	12	333	268	392	434	67
05/11/2024	471.2	83	10	323	309	456	458	84
05/12/2024	490.6	67	7	323	330	435	503	120
05/13/2024	466.2	63	9	310	285	394	431	88
05/14/2024	444.2	61	10	287	276	443	427	83
05/15/2024	433.0	60	7	274	275	371	419	75
05/16/2024	434.8	55	8	274	277	500	426	79
05/17/2024	434.6	59	9	274	282	523	396	82
05/18/2024	415.8	51	7	269	278	517	413	77
05/19/2024	463.3	47	7	275	330	586	484	110
05/20/2024	419.9	44	11	247	274	514	424	76
05/21/2024	428.8	67	9	191	262	468	432	77
05/22/2024	414.9	64	9	187	257	465	408	85
05/23/2024	411.9	60	9	207	263	450	412	77
05/24/2024	526.0	144	15	299	263	374	516	78
05/25/2024	509.7	128	11	360	285	426	429	72
05/26/2024	566.5	170	10	399	319	436	534	69
05/27/2024	589.9	162	10	428	366	509	571	106
05/28/2024	556.7	142	12	419	304	445	484	68
05/29/2024	507.3	127	11	260	288	363	490	68
05/30/2024	479.5	102	9	234	277	369	487	77
05/31/2024	476.3	85	11	299	262	313	464	72
Minimum	411.9	44	7	187	254	313	396	67
Maximum	589.9	170	15	428	366	586	571	120
Total	14,890.0	2,797	299	9,527	8,934	13,823	14,078	2,602
Average	480.3	90	10	307	288	446	454	84

Electric System Reliability Metrics

Written definitions of SAIDI, SAIFI, CAIDI, and MAIFI are presented below.

SAIDI	$\frac{\text{Total minutes every customer was without power due to sustained outages}}{\text{Total number of customers}}$	Total number of customers
SAIFI	$\frac{\text{Number of sustained customer outages experienced by all customers}}{\text{Total number of customers}}$	Total number of customers
CAIDI	$\frac{\text{System Average Interruption Duration Index (SAIDI)}}{\text{System Average Interruption Frequency Index (SAIFI)}}$	System Average Interruption Frequency Index (SAIFI)
MAIFI	$\frac{\text{Number of customers who experience Momentary Outages}}{\text{Total number of customers}}$	Total number of customers

Note: Appendix A contains more detailed mathematical definitions and visual explanations of these four metrics.

Monthly Report - Evansville Water & Light

Year 2024

Minimum duration 1

Substation union street sub

Month 06 - June

Maximum duration 180

Circuit ----

Annual Report?
 Yes
 No

Top-level Cause Unscheduled

Remove Major Events? Use IEEE Day threshold

IEEE 1366 Statistics

Metric	Jun 2024	Jun 2023
SAIDI	0.315	1.403
SAIFI	0.00619	0.0335
CAIDI	50.909	41.924
ASAI	99.9992%	99.9966%
Momentary Interruptions	0	0
Sustained Interruptions	5	19

Circuit Ranking - Worst Performing

Ranked by Outage Count

Circuit	Substation	Number of Outages
west	union street sub	4
east feeder	union street sub	1

Ranked by Customer Interruptions

Circuit	Substation	Customer Interruptions
west	union street sub	12

Customer Interruptions

Substation

Circuit

10

union street sub

east feeder

Ranked by Customer Minutes of Duration

Customer Minutes of Duration

Substation

Circuit

690

union street sub

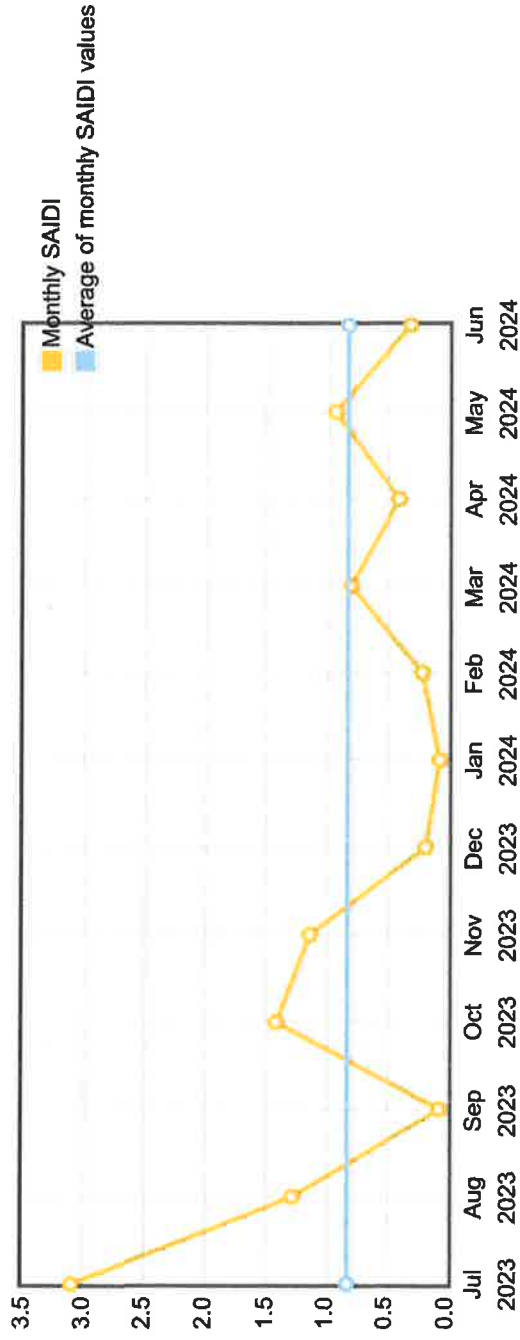
west

430

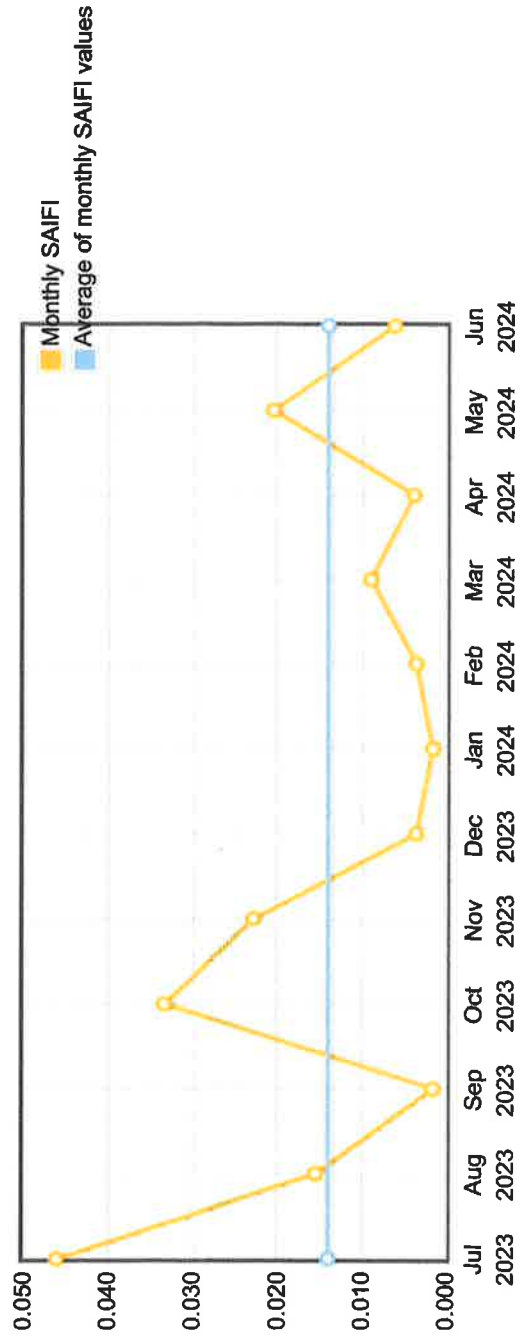
union street sub

east feeder

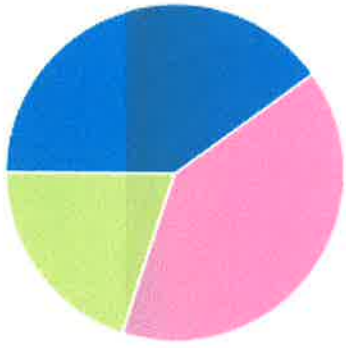
Historical Monthly SAIDI Chart



Historical Monthly SAIFI Chart

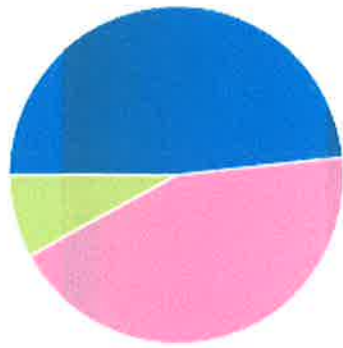


Causes Ranked by Count



Cause	Count
Unknown	2
Squirrel	2
Equipment Worn Out	1

Causes Ranked by Duration



Cause	Duration
Unknown	540

Cause **Duration**

Squirrel 490

Equipment Worn Out 90

Top 5 Outages for the Month

Address	Customers Interrupted	Duration	Customer Minutes of Interruption	Start Date
617 Windsor	10	43	430	06/17/2024
Butts Corner rd.	6	50	300	06/11/2024
16902 W Porter rd.	4	60	240	06/09/2024
633 Elmer Rd.	1	90	90	06/03/2024
18442 County rd. C.	1	60	60	06/03/2024

Total Customers Affected for the Month:

22

Average Customers Affected per Outage:

4.4



Monthly Report - Evansville Water & Light

Year	2024	Minimum duration	1	Substation	union townline sub
Month	06 - June	Maximum duration	180	Circuit	-----
Annual Report?	<input type="radio"/> Yes <input checked="" type="radio"/> No	Top-level Cause	Unscheduled	Remove Major Events?	Use IEEE Day threshold

IEEE 1366 Statistics

Metric	Jun 2024	Jun 2023
SAIDI	1.219	0.047
SAIFI	0.0205	0.00113
CAIDI	59.383	42.499
ASAI	99.997%	99.9998%
Momentary Interruptions	0	0
Sustained Interruptions	5	3

Circuit Ranking - Worst Performing

Ranked by Outage Count

Circuit	Substation	Number of Outages
east feeder	union townline sub	4
south circuit	union townline sub	1

Ranked by Customer Interruptions

Circuit	Substation	Customer Interruptions
east feeder	union townline sub	72

Circuit **Substation** **Customer Interruptions**

south circuit union townline sub 1

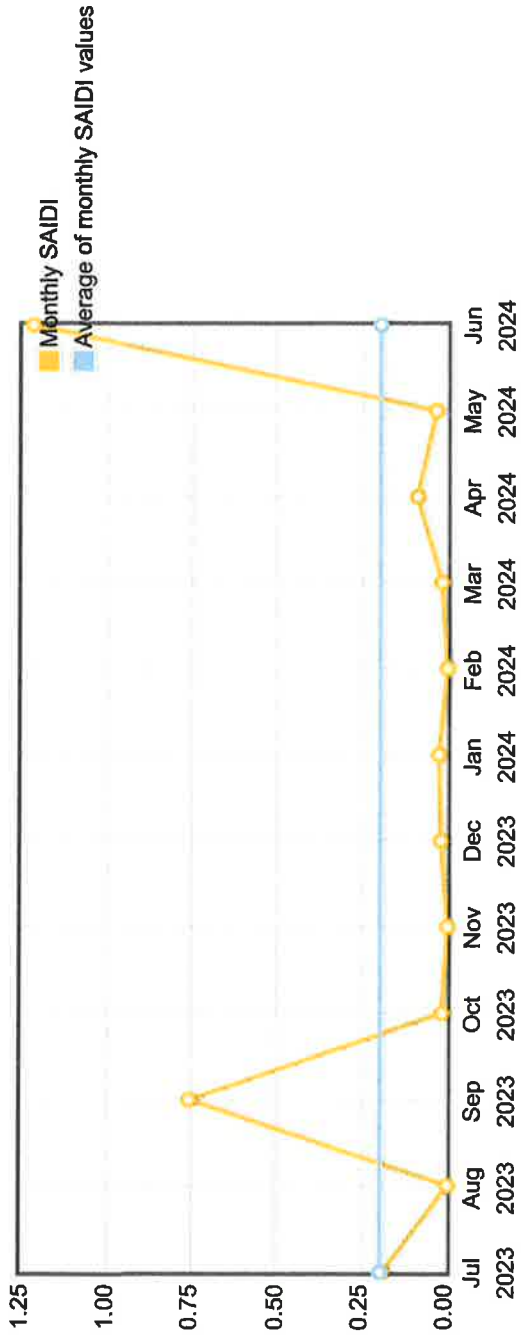
Ranked by Customer Minutes of Duration

Circuit **Substation** **Customer Minutes of Duration**

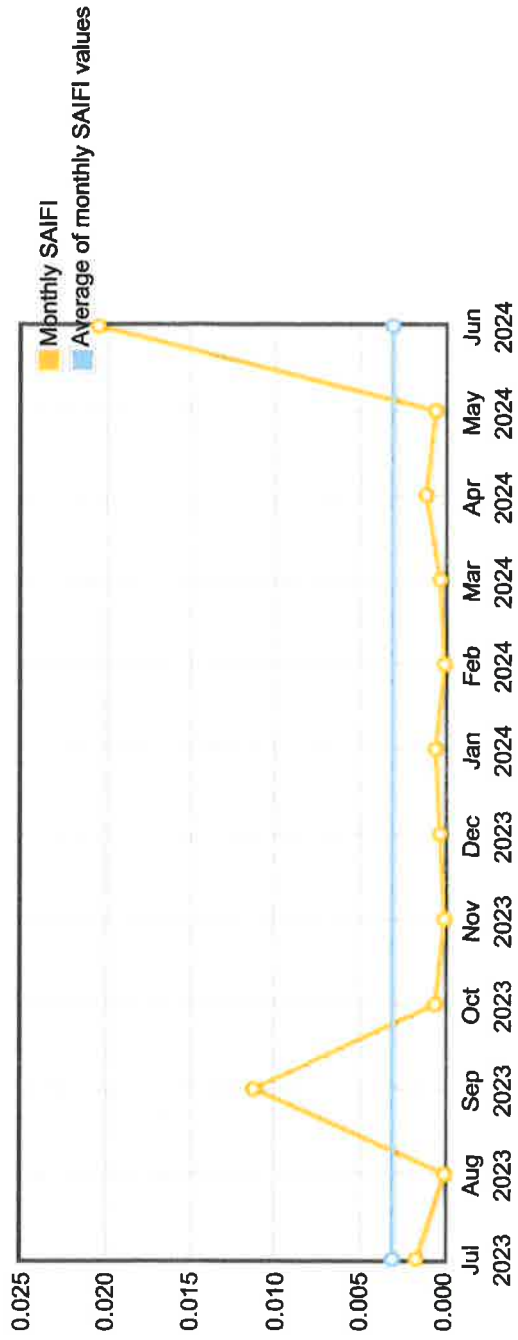
east feeder union townline sub 4,275

south circuit union townline sub 60

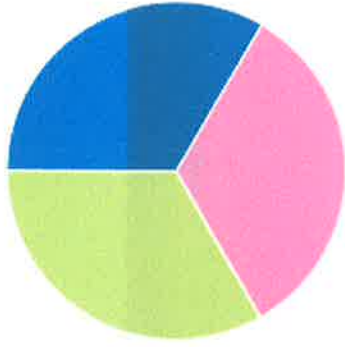
Historical Monthly SAIDI Chart



Historical Monthly SAIFI Chart

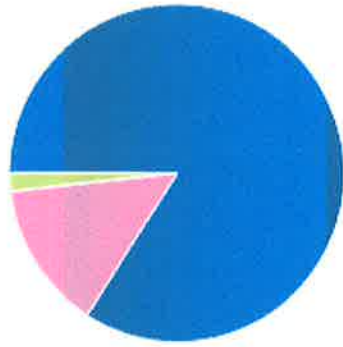


Causes Ranked by Count



Cause	Count
Equipment	1
Equipment Worn Out	1
Bird	1

Causes Ranked by Duration



Cause	Duration
Equipment Worn Out	3,540

Cause **Duration**

Tree 600

Bird 75

Top 5 Outages for the Month

Address	Customers Interrupted	Duration	Customer Minutes of Interruption	Start Date
6909 Cty M	60	59	3,540	06/16/2024
Riley rd	10	60	600	06/04/2024
6631 County rd M	1	75	75	06/18/2024
6003 Old 92	1	60	60	06/14/2024
13609 Coon island rd	1	60	60	06/05/2024

Total Customers Affected for the Month:

73

Average Customers Affected per Outage:

14.6



DISCONNECT DATE

Residential & Commercial

Disconnection Notices	Services Disconnected	DPA's On File	Door Knockers	Still off	Still off from April	Still off from May
262		64	96	3	3	2

Total

Total Past Due \$43,054.75



City of Evansville

Water & Light

www.evansvillewi.gov
31 S Madison St
PO Box 529
Evansville, WI 53536
Phone (608) 882-2266
Fax (608) 882-2282

6/21/2024

BlueScope approached Evansville Water and Light to remove a pole for them that is in a parking lot. Evansville Water and Light will remove the pole for BlueScope, in lieu of payment for labor and truck cost BlueScope will give the pole to Evansville Water and Light. Once the pole is removed Evansville Water and Light will take ownership of the above-mentioned pole.

For BlueScope

For Evansville Water and Light