

City of Evansville
Park & Recreation Board Regular Monthly Meeting
Third Floor City Hall, 31 South Madison Street
Tuesday, September 18, 2018, 6:30 p.m.

AGENDA

1. Call to order.
2. Roll call.
3. Motion to approve the agenda.
4. Motion to waive the reading of the August 21, 2018 minutes and approve them as printed.
5. Citizen appearances other than agenda items listed.
 - A. Evansville Jays – Park improvement proposal
6. Parks report.
7. Pool Report
8. Old business.
 - A. Westside Park Plan – Final Review
 - B. Budget Overview
2. New business.
3. Other.
4. Motion to adjourn.

Next meeting date: Tuesday, October 16, 2018, 6:30 p.m.

City of Evansville
Park & Recreation Board Regular Monthly Meeting
Third Floor City Hall, 31 South Madison Street
Tuesday, August 21, 2018, 6:30 p.m.

MINUTES

1. Call to order. 6:30 p.m.
2. Roll call. Morrison, Espinosa, Merrit, Fuson, Poock. Also in attendance: Rigg, Anderson, Olsen.
3. Motion to approve the agenda. Motion Poock/Merrit to move 9A (i) to before Citizen Appearances
4. Motion to waive the reading of the July 17, 2018 minutes and approve them as printed. Poock/Espinosa
5. Citizen appearances other than agenda items listed. Boy Scout Troop 514 is requesting to use the old warming house to store three canoes since they are running out of room in the Scout House. Willing to keep the warming house clean and build racking to minimize the space necessary. The Municipal Services Director will work with Ray Anderson to determine if space available and reach out to the Troop. The Board is supportive of the idea. The Troop would also like to have an overnight campout on the night of September 15. Will be determined by the Council since the PRB is not able to vote since the issue isn't on the agenda.
6. Parks report: Eco Waterways spent 10 days at the lake pulling weeds. The suggestion is to start earlier next year. This was the first time in ten years that the weeds were removed and some invasive species were found. DNR determines what areas can be harvested some has to be left for fish habitat. Summer help is done the week of the 20th. Cheryl Manni bench installation is complete. Cheryl Fuchs will be installing the plaque on August 22nd.
7. Pool Report: Half of the life guard staff has left for the summer. Pool will close August 31, 2018. Will only be open from noon to 4. Soccer pool party was successful.
8. Old business: None
9. New business.
 - A. Westside Park Plan Recommendations were made but due to flooding of 8/21/18, Mead and Hunt was not able to deliver a final copy
 - i. Community Garden—Rigg presented the original plans to the citizens in attendance. Timeline will be based on funding and may also have some dependencies on the need to redevelop sections over time. Suggestion for

some sort of access and pad to deliver mulch—gravel, asphalt, etc. There should not be a missed season if the new area was developed while the current area is not in use. The Council will make the final determination but the hope is to make sure the City helps reestablish the new garden.

B. Budget Overview: Rigg presented the introductory 2019 budget.

10. Other.

11. Motion to adjourn. Fuson/Espinosa 7:55 p.m.

Next meeting date: Tuesday, September 18, 2018, 6:30 p.m.



Evansville Jays Concession Stand Awnings


Lake Leota Park - Evansville, WI

Jon Frey
jonfrey17@gmail.com
608-575-4359

8/30/2018 Rev1

Evansville Jays Awnings

- **Concept Scope**
 - Awning for shade (stainless steel serving counters get hot to the touch when sun shining)
 - Retractable for when not in use between games
 - Removable for winter months
 - Color blue to match trim
 - Print logo and text on awning material
 - Measure, design, fabricate, install
- See next pages for pictures





Evansville Jays Pre-Manufactured Storage Shed

Lake Leota Park - Evansville, WI


Jon Frey
jonfrey17@gmail.com
608-575-4359

9/5/2018

Evansville Jays Storage Shed

- Used to store equipment near field
 - Jays field finisher (tractor to prepare the field, see last page)
 - Drags, foul line chalk, diamond dry, etc
- Concept Scope
 - Call Diggers Hotline
 - Grade site with gravel base (4" thick of $\frac{3}{4}$ " crush limestone)
 - Volunteered or hired, est \$1,000
 - Pre-made shed delivered and leveled
 - Country Barns in Beloit, quote \$3,500
 - Connect power for inside lights and outlets
 - Volunteered or hired, est \$1,500
- See next pages for location pictures

Evansville Jays Storage Shed Location




Storage Shed Location

Light Shed

Upper Diamond

- Location:
- Upper diamond
 - First base fence line
 - North of existing light shed

Evansville Jays Storage Shed Location



Light Shed

~12 ft

~10 ft

~7 ft

Approximately to scale

Evansville Jays Storage Shed Design

- Size 10' x 12'
- White with blue trim
- 8' x 6' roll up metal door



Evansville Jays Field Finisher



Parks and Recreation: Park Maintenance, Pool/Park Store and Baseball

Account Numbers	Account Titles	FY 2015	FY 2016	FY 2017	FY 2017	FY 2018	FY 2018	FY 2019
		Actual	Actual	Actual	Budget	Current	Budget	Budget
		12/31/2015	12/31/2016	12/31/2017	12/31/2017	9/17/2018	12/31/2018	12/31/2019
10-55740-110	PARK STORE SALARY	\$ 2,765	\$ 5,709	\$ 4,933	\$ 5,149	\$ 3,960	\$ 5,252	\$ 5,357
10-55740-150	PARK STORE FICA	\$ 212	\$ 499	\$ 377	\$ 394	\$ 303	\$ 402	\$ 410
10-55740-300	PARK STORE EXPENSES	\$ 6,098	\$ 9,763	\$ 9,648	\$ 9,750	\$ 10,683	\$ 8,000	\$ 8,000
10-55740-512	PARK STORE WORK COMP INS	\$ 31	\$ 189	\$ 212	\$ 223	\$ 160	\$ 232	\$ 201
10-55760-110	BASEBALL SALARY	\$ 1,030	\$ 1,869	\$ 1,296	\$ 2,530	\$ 1,945	\$ 3,283	\$ 3,428
10-55760-150	BASEBALL FICA	\$ 79	\$ 143	\$ 99	\$ 117	\$ 149	\$ 251	\$ 262
10-55760-300	BASEBALL EXPENSES	\$ 6,146	\$ 6,538	\$ 5,717	\$ 7,500	\$ 5,123	\$ 7,200	\$ 7,200
		\$ 239,195	\$ 238,789	\$ 248,019	\$ 257,980	\$ 219,125	\$ 252,729	\$ 260,453

2019 Funding Sources

Project Title	Estimated Cost	Funding Sources						2020	2021	2022	2023	2024	2025	2026	2027	2028	
		Grants/ Other	Reserve Funds	Enterprise Funds	Levy	Borrowing	Total Sources										
PARKS & POOL																	
Antes Project	-	-	-	-	-	-	-	-	-	10,000	10,000	-	10,000	10,000	-		
West Side Park								3,000,000									
Mower/Ground Equipment	-	-	-	-	-	-	15,000	15,500	16,500	17,500		18,500					
Pool Renovation/Construction	10,000				10,000	-	10,000				3,900,000					Metal roof cover	
Buildings, Grounds and Play Equip	25,000				25,000		25,000	30,000	15,000							Countryside park / Shed roof	
Road Resurfacing												385,440					
Historic Restorations	15,000	15,000			-		15,000	15,000	15,000	15,000		15,000			15,000	Duck House reconstruct	
Subtotal Parks & Pool	50,000	15,000	-	-	35,000	-	50,000	30,000	3,060,500	30,000	26,500	3,910,000	417,940	10,000	28,500	15,000	
EMS																	
Equipment	-	-	-	-	-	-	-	-	-	-	-	-	-	-	100,000	Monitors	
Ambulance	-	-	-	-	-	-	-	-	-	-	-	302,500	-	-	-	2012 Ambulance w/ Cot	
Subtotal EMS District	-	-	-	-	-	-	-	-	-	-	-	302,500	-	-	100,000		
PUBLIC WORKS																	
Missing Sidewalk Connections	40,000					40,000	40,000	10,000	10,000	50,000	30,000	30,000	30,000	35,000	35,000	35,000	1st/Church Street Block
Repair Sidewalk Sections	15,000				-	15,000	15,000	15,000	10,000	10,000	15,000	15,000	15,000	15,000	15,000	15,000	
Energy Efficiency Projects	10,000	5,000		5,000			10,000	7,500	7,500	7,500	7,500	7,500	7,500	7,500	7,500	7,500	Car Charging Station
Plow Truck									185,500		192,920			204,495			
Tool CAT Purchase - Lease	18,000					18,000	18,000									2018 GO Bond	
2nd Street-Grove to Lincoln	275,000					275,000	275,000									2018 GO Bond	
Bucket with Thumb	5,000					5,000	5,000									Tree Disposal / 2018 GO	
Asphalt Cooker								20,000									
Excavator														85,000			
Yardwaste Gate	10,000					10,000	10,000									Tree Disposal / 2018 GO	
Other/Shared Equipment	8,400				5,400	3,000	8,400										
Roller	42,000					42,000	42,000	-								May cut for cheaper alt if available	
Endloader - 3 yr lease and trade cycle	15,000				15,000		15,000			16,000			17,000		18,000		
Leaf Collection - Vacuum Trailer	60,000					60,000	60,000										
Tractor								150,000									
Liberty St-5th St to Madison									476,930								
Cemetery Street											296,487						
1st St/School St (Main to Madison)														356,789			
1st Street (Highland to Old 92)											99,479						
2nd Street (Highland to Fair)											86,993						
3rd Street (Main to Fair)													322,797				
Walker Street															265,355		
City Parking Lots	127,000					127,000	127,000					50,000				2018 GO	
Municipal Services Campus	120,000					120,000	120,000	750,000								2018 GO/Salt Shed	
Groundskeeper - Large Mower	-								80,000								
Subtotal Public Works	745,400	5,000	-	5,000	20,400	715,000	745,400	952,500	769,930	83,500	541,907	238,972	119,500	584,792	499,289	340,855	
CEMETERY																	
Plotting Land																20,000	
Grounds and Buildings	6,500				6,500		6,500	20,000									Equipment Shed
Bobcat	19,000				19,000		19,000	-	2,500	-	2,500	3,000	-	3,000		Consider moving to 2020	
Drive Asphalt										217,278							
Mower								15,000		16,000		17,000		18,000		19,000	
Subtotal Cemetery	25,500	-	-	-	25,500	-	25,500	35,000	2,500	233,278	2,500	17,000	3,000	18,000	3,000	39,000	
LIBRARY																	
Server/Copier	6,000	-			6,000		6,000			12,000		12,000			14,000		Copier 2019
Subtotal Library	6,000	-	-	-	6,000	-	6,000	-	-	12,000	-	12,000	-	-	14,000	-	
POLICE																	
Squad Car Replacement	29,900	29,900			-		29,900	32,000	33,000	34,000	-	36,000	36,000	37,000	37,000		Replace 2014/Trade
Squad Conversion/Equipment/Laptop	9,500	9,500			-		9,500	4,800	4,900	5,000	-	5,500	6,000	7,000	7,500		
Building, IT and Other	16,900	4,600			12,300		16,900										Security Doors
Body Armor	3,600				3,600		3,600			10,000					12,000		
Tazers/Radios/Misc Gear	8,150				8,150		8,150	6,050	6,050	6,050	12,260	7,260	7,260	7,260	7,260	23,712	
Squad/Body Cams										15,000	25,000					37,000	
Subtotal Police	68,050	44,000	-	-	24,050	-	68,050	42,850	43,950	70,050	37,260	48,760	49,260	51,260	63,760	60,712	
CITY HALL/ADMINISTRATION																	
Emergency Generators	-				-		-										
GIS/Server Upgrade								25,000						25,000			
Accounting/Billing Software Upgrade								18,750									
Vechile	25,000	-			25,000		25,000							30,000			State Bid Price
Re-valuation/Property	110,000				110,000		110,000									109,250	90k Revaluation / 20K EYC
Website Update										10,000					35,000		
Smart Growth Update								5,000						25,000			
Subtotal City Hall/Admin	135,000	-	-	-	135,000	-	135,000	48,750	-	10,000	-	-	-	80,000	35,000	109,250	
SANITARY SEWER UTILITY/WWTP																	
Lift Stations									100,000	100,000	100,000	-	50,000	280,000	50,000	500,000	
Sewer Camera/Special Eqiup	75,000						75,000										Sewer Main camera

Project Title	2019 Funding Sources							2020	2021	2022	2023	2024	2025	2026	2027	2028		
	Estimated Cost	Grants/ Other	Reserve Funds	Enterprise Funds	Levy	Borrowing	Total Sources											
Accounting/Billing Software Upgrade							-	9,375										
Sanitary Sewer Jetter							-			450,000								
Municipal Services Campus							-	150,000	-									
2nd Street-Grove to Lincoln	193,616						193,616	193,616										
Liberty St-5th St to Madison							-		313,193									
Cemetery Street							-				355,608							
1st St/School (Main to Madison)							-								205,444			
1st Street (Highland to Old 92)							-					61,896						
2nd Street (Grove to Lincoln)							-					56,693						
3rd Street (Main to Fair)							-						137,216					
Walker Street							-										12,326	
Subtotal WWTP	268,616	-	-	-	-	-	268,616	268,616	159,375	413,193	550,000	455,608	118,589	50,000	417,216	255,444	512,326	

STORMWATER UTILITY																		
Creek Walls	245,000		185,000				60,000	245,000	-	-	-	-	-	-	-	-	-	Bridge to Bridge
Creek Walls - 2nd "Duck Pond"									208,000									
Lake Cleaning	25,000			25,000				25,000			25,000							RR Bridge / Westside
Municipal Services Campus									150,000									
2nd Street-Grove to Lincoln	390,000						390,000	390,000										2018 Rev Bond
Liberty St-5th St to Madison										492,355								
Cemetery Street											243,725							
1st St/School (Main to Madison)															275,087			
1st Street (Highland to Old 92)												70,424						
2nd Street (Highland to Fair)												64,371						
3rd Street (Main to Fair)													242,263					
Walker Street																	153,690	
STWT Mowers and Attachments										17,000	5,000					19,000		
Subtotal Stormwater Utility	660,000	-	185,000	25,000	-	-	450,000	660,000	358,000	492,355	17,000	273,725	134,795	-	242,263	294,087	188,690	

ELECTRIC UTILITY																		
Municipal Services Campus									600,000									
Trenchers and Excavators										60,000			100,000					
Tracked and Wheeled equipment	14,000			16,800				16,800						70,000				UTV
Accounting/Billing Software Upgrade									37,500									
Mapping Project	15,000			15,000				15,000	15,000	15,000								
Urban Rebuild-Bury existing line	125,000			125,000				125,000	75,000	75,000	125,000	125,000	125,000	125,000	125,000	125,000	125,000	\$77k 1st Street
Trucks											50,000		32,000		200,000			
HWY 14 Repave - Move Poles																		
Other Rebuilds	65,000			65,000				65,000		360,000	140,000					150,000		OH on Church Street
Subtotal Electric Utility	219,000	-	-	221,800	-	-	-	221,800	777,500	510,000	280,000	125,000	257,000	195,000	325,000	275,000	125,000	

WATER UTILITY																		
Booster Station																		
Accounting/Billing Software Upgrade									9,375									
Municipal Services Campus									150,000									
Other/shared Equipment	5,600			8,400														
2nd Street-Grove to Lincoln	553,124						553,124	553,124										Replace 4" Mains
Liberty St-5th St to Madison										987,478								
Cemetery Street												460,640						
1st St/School St (Main to Madison)															200,705			
1st Street (Highland to Old 92)												176,380						
2nd Street (Highland to Fair)												160,993						
3rd Street (Main to Fair)														312,212				
Walker Street																		17,368
Well/Pump Inspection and Maintenance																100,000		
Subtotal Water Utility	558,724	-	-	8,400	-	-	553,124	553,124	159,375	987,478	-	460,640	337,373	-	312,212	300,705	17,368	

TOTAL CAPITAL PROJECTS **2,736,290** **64,000** **185,000** **260,200** **245,950** **1,986,740** **2,733,490** **2,563,350** **6,279,906** **1,285,828** **1,923,140** **5,074,489** **1,137,200** **2,040,743** **1,768,785** **1,508,201**

Issuance of Revenue Bonds

City Debt Requirement

	Current Payments	10 Year 11.68%	20 Year 7.37%	Debt Service Payment 10 years	Debt Service Payment 20 years
Debt Service	\$ 632,600			\$ 632,600	\$ 632,600
Sewer	\$ 607,642			\$ 607,642	\$ 607,642
STWT	\$ 90,157			\$ 90,157	\$ 90,157
Electric	\$ 599,369			\$ 599,369	\$ 599,369
Water	\$ 363,463			\$ 363,463	\$ 363,463